

*Ib phoo ntawv paab tsim tsaab hab hloov tshab P'awg ntseeg*

Tim W. Bunn  
Ntxeev Lug: GPHC-HMONG

# Vaajtswv Kev Npaaj

*Rua*

# Nwg P'awg Ntseeg



ðiv cov kevnti huv Voojlug  
Kub moog tshab plawg  
rua sau txhua txuj hab  
sijhwm

# Vaajtsww Kev Npaaj rua

## Nwg Pawg ntseeg

---

Ib phoo ntawv

Paab tsaa

Hab Hloov tshab Pawg ntseeg

*Siv cov cai huv Vaajlug Kub tshaab plawg sau  
txhua txuj kws hloov hab sijhawm*

**Tug sau: Tim W. Bunn**

Email: [newfoundationsinternational@gmail.com](mailto:newfoundationsinternational@gmail.com)

Website: <http://www.newfoundationsinternational.org>

## VAAJTSWV KEV NPAAJ RUA NWG PAWG NTSEEG

*Ib phoo ntawv paab txhim tsaa hab hloov yug tug kheej rua Vaajtswv.*

Nyob zoo txhua tus nyeem!

Ua Vaajtswv tsaug kws tub pub rua kuv muaj feem nyob rua huv Nwg teg num, dlhau ntawm phoo ntawv ‘*God’s Plan for His Church*’ (*Vaajtswv Kev Npaaj rua Nwg Pawg Ntseeg*) kws yog xf Tim W. Bunn nwg tshaaj tuaj hab tso cai ntawm Vaajtswv kaav taagnrho, tshwjxeeb Vaaj Ntsujplig dlawbhuv yog tug tshoov hab tswjfw m ntawm Nwg txujkoob moov rua kuv nqeg teg ntseev rua lug Hmoob. Tim W. Bunn kuj nrhav tug kws paab coj qha xyum rua cov kwvtij kws koom ib txujkev ntseeg hab muaj txujkev xaav qheb dlaav Vaajtswv lub tebchaws rua tom hauv ntej rua peb haiv Hmoob nyob thoob plawg qaab ntuj.

Rua qhov tug kws sau phoo nuav xaav rua ntau leej kws ua Vaajtswv dlejnum, lub chaw ca sab ntawm txujkev hlub Vaaj Ntsujplig dlawbhuv tug kws muaj fwjchim luj kawg nkaus kaav nraim Nwg dlejnum.

Zoo Lauj Xiong paab maaj rua phoo Hmoob muaj le 7 tshooj, nrug Xf-Trần Quốc Bấy yog tug kws kes tej dluab piv huv phoo ntawv nuav. Tshooj 6 ntau dlua ndlais, hab yog tshooj kws muaj ntau zaaj tseemceeb rua ntawd txhua tug kheej huv tsev neeg muab sab rau ntseeg hab Pawg ntseeg muab sab rau ntseeg Vaajtswv.

Txawm yog kuv tub siv kawg zug los yuav zaam tsi dlhau tej qhov yuam, qhov tsi yog huv tej ntawv vim yog tuabneeg xwb hab tsi taag le ntawd peb tej lug los tsi txhij txhua. Thov txhua tug ua sab ntev hab paab txhawb zug ntawd mej txhua tug tej lug xaa tuaj rua kuv huv Vaajtswv txuj kevhlub kuas hloov rua cov zag tomqaab luam phoo ntawv nuav yuav ua tau zoo dlua.

Txhua lu lug ntawd lub sab hlub kws txhua tug nyeem phoo nuav thov xaa tuaj rua kuv.

Chaw xaa tuaj rua tus kws paab maaj huv: “*Vaajtswv Kev Npaaj rua Nwg Pawg Ntseeg*”-Hmoob: “*God’s Plan for His Church- Hmoob*” yog:

Tran Quoc Bay, xuv tooj: 0913 850 334, email: [thangdat@gmail.com](mailto:thangdat@gmail.com). Fb: Bay Tran Quoc

Zoo Lauj Xiong, xuv tooj: 096 134 81 89, 094 736 59 23

Email: [xiong.htc1991@gmail.com](mailto:xiong.htc1991@gmail.com). Fb: Zoo Lauj Xiong

## Lwm tug has le caag rua phoo ntawv nuav?

“Phoo ntawv paab rua kuv pum tau ib qhov kev ab dlaw kws yog, cov Pawg ntseeg nwgnuav taabtom moog dleb dlhau Pawg ntseeg huv Phoo Vaajlug Kub tug qauv. Kuv tub kawm hab ua lawv Vaajlug Kub txug kev tsim tsa Pawg ntseeg, hab haj yam ua zoo ntau dlua huv qaab tug vaajfuam hab Vaajtswv txujlug taw qha. Nuav yog ib phoo kws paab ua rua kuv xeev ntau heev.”

Ib tug tub xaa Moo Zoo - Algeria

“Nuav yog ib phoo ntawv paab txujkev hloov rua tug kws xaav tig rov rua Vaajtswv txujlug hab txhim khu lawv Phoo Tshab, tshwjxeeb yog phoo Teg Num. Kws yog xyum lawv txhua txujlw nuav, peb taabtom paub zuj quas zuj rua huv cov tsev neeg hab Pawg ntseeg kws nyob Zambia, hab tub nrov ncha rua txhua lub tebchaws puagnsig. Taamsim nuav peb Pawg ntseeg thooj zuj quas zug le Pawg ntseeg xub thawj huv Phoo Teg Num ntau dlua lawm, txij lu lug koobmeej moog rua nqeg teg.”

Xf. Zambia, Afilikas

“Kuv has tau tas phoo nuav nyob huv qaab phoo Vaajlug Kub nkaus xwb kws moog rua phaab pawg ntseeg hab pawg ntseeg le dlejn. Ua le caag hab vim le caag nua lov? Vim phoo nuav coj tug kws nyeem moog rov rua Vaajlug Kub hab tshawb nrhav txhua nrho phoo Vaajlug Kub xwb, ca kuas tshawb cov kevcai Vaajlug Kub kws tshaab plawg rua sau txhua txuj hab nwg tsi kis dlaabtsi txug sijhawm le. Phoo ntawv taw qha nuav yog ib tsaab cuabyeej kws Vaajtswv yuav siv hab ntxiv zug rua koj, kuas koj nrhav tau hauv kev Tug Tswv xaav kuas koj ua lawv rua kuas koj muaj ib pawg ntseeg luj hlub hab muaj zug.”

Ib tug tub xaa Moo Zoo - Myanmar

“Phoo ntawv Vaajtswv Kev Npaaj rua Nwg Pawg ntseeg taabtom siv nyob Qhaabmeem teb homphaj yog txhawb hab luj hlub Pawg ntseeg. Phoo ntawv taw qha nuav yog ib tsaab cuabyeej muaj zug heev, nyob huv muaj txhua cov kaabke kws Vaajlug Kub tau tsom kwm tuaj huv txujlug muaj sa tau txhim hloov rua txhua tus lub neej, tsev neeg hab Pawg ntseeg tshwjxeeb yog tsim tsa ntxiv Pawg ntseeg tshab rua cov thaaj tsaam kws yeej tsi tau muaj dlua Pawg ntseeg le.”

Thawjtswj cov Pawg ntseeg Qhaabmeem

“Pawg ntseeg yog tug Khetos tug nkauj nyaab kws zoo nkauj kawg nkaus nyob rua txhua txuj kevcai kws Tswv Yexus tub hab taabtom hloov Nwg tsaav neeg. Phoo ntawv coj xyum nua chaw txawb Vaajlug Kub nrug rua qhov kws txhim khu cov kevcai tseeb”.

T.S.Allen Karr, Tsev Kawm Vaajlug Kub Baptist Golden Gate

“Phoo ntawv Vaajtswv Kev Npaaj rua Nwg Pawg ntseeg yog ib phoo taw qha zoo kawg nkaus kws tau piv Pawg ntseeg nwgnuav hab Pawg ntseeg huv Phoo Tshab. Taagnrho yeej tsi muaj tej lug txuam 100% lawv Vaajlug Kub. Kuv cheem peb suavdlawg ca le siv phoo nuav kuas yug tug kheej yuav tsum tshawb nrhav ib yaam le kawm Vaajlug Kub lawv paab pawg uake huv Pawg ntseeg. Kuv tub pum tej num thawj zag hab tub pum moog txug thaus kawg mas muaj zug tshaaj le.”

Ib tug tub tshaaj Moo Zoo - Qaab Teb Mekas

“Lub rooj kawm nuav, Tim Bunn tub pua dlaim tag ruaj khov txawb sau Vaajlug Kub rua teg num tshawv tsim pawg ntseeg, qheb kev rua cov pawg ntseeg muaj zug, muaj peevxwm “fuamvaam” ntau pawg ntxiv. Kuv zoo sab cheem koj kawm lub rooj nuav tsi yog tas tshawb nrhav xwb taabsis haj tseem yuav luj hlub ib lub homphaj ruaj khov phim rua txhua lub sijhawm ntawd tug tshawv tsim pawg ntseeg.”

T.S.Robert Vajko, Tug paab tswv yim saib xyuas xaa Moo Zoo rua ib tsoom

“Qhov kws Vaaj Ntsujplig dlawbhuv tseem ua num muaj zug ntxhas huv teg num rov khu dlua Nwg Pawg ntseeg rua thaus siv phoo nuav mas xaav tsi txug kag le.”

Ib tug tub xaa Moo Zoo - Bhutan



“15 xyoos dlhau lug, kuv tub kawm hab txhim hloov tej kev qha nuav rua kuv lub neej hab kuv lub luag num, kuv tsuas yog ib tug kws qha ntawv xwb ca le tsheej ua ib tug xaa Moo Zoo lawv nraim le Vaajlug Kub.”

Ib tug tub xaa Moo Zoo - Karnataka Inrias

“Tshooj xaus phoo nuav, txhua tug tubkawm yuav muaj lub homphaj xaa Moo Zoo rua nwg tug kheej. Txujkev koj xyum huv phoo nuav mas yooj yim heev. Txhua zaaj lug nug puav leej paab rua tug nyeem vaamkhom Vaaj Ntsujplig dlawbhuv kuas teb tej lug tseeb huv Vaajlug Kub. Qhov kws zoo dlua ndlais huv phoo nuav yog has tej nyob kag ntawd qhov muag.”

Ib tug tub xaa Moo Zoo - Nepal

“Vaajtswv taabtom siv phoo nuav muaj zug ntexas koj lug cuam rua cov Pawg ntseeg Nyab Laaj. Nwg tseeb meej le ntawd, txaus nkaus hab zoo kawg le rua teg num kws tsaa cov tub tsim pawg ntseeg kuas puab tsaa tau cov pawg ntseeg tshab hab txhawb cov pawg ntseeg kws muaj nyob lawm.”

Ib tug tub xaa Moo Zoo - Nyab Laaj

“Phoo ntawv taw qha nuav yog ib lub cim huv kuv lub luag num. Thaus kws paub hab totaub txhua yaam kws Vaajtswv xaav kuas kuv yogi b tug xaa Moo Zoo, taamsim nuav kuv ua lawv Nwg Kev Npaaj. Vaajtswv taabtom tsaa nwg cov pawg ntseeg txhua qhov. Phoo nuav paab koj tshawb txujkevNpaaj ntawd.”

Ib tug tub xaa Moo Zoo - Bangladesh

“Au, phoo nuav yog ib tsaab cuabyeej zoo ntawd Vaajlug Kub. Vaajtswv Kev Npaaj rua Nwg Pawg ntseeg yog ib tsaab cuabyeej zoo kawg nkaus nrau Vaajlug Kub. Nwg tso dlhau taagnrho txhua yaam tsi tseemceeb yog tuabneeg pheej ntixiv tshaaj 2000 xyoo lug lawm hab tig rov qaab rua txhua txujkaab tshaab plawg sijhawm huv Pawg ntseeg Phoo Tshab. Vaajtswv tub ua num rua kuv lub neej dlhau ntawd phoo nuav hab kuv tub pum Nwg nqeg teg rua ntau tug lub neej nyob Bhutan.”

Ib tug tub xaa Moo Zoo – Bhutan

“Kuv zoo sab heev tau nyeem phoo Vaajtswv Kev Npaaj rua Nwg Pawg ntseeg, hab ua num nrug ib paab tubkawm muab lub sab npuab, xwbfbw Tim Bunn nwg kuj tag sab qha. Lub rooj kawm nuav muaj nqes heev rua saab ntsuj. Kuv xaav kuas cov tub xaa Moo Zoo hab cov tubkawm puav leej kawm lub rooj nuav le kws ib phoo kawm xaus saab ntsuj kuas puab paub txuj hauv kev huv Vaajlug Kub kws tug Tswv tub muab rua lub luag num tsim tsaa pawg ntseeg kuas puab tawm moog ua tsheej ib cov qheb pawg ntseeg kws cov xwbfbw lossis ib yam dlaabtsi twg yuav lug cuam tshuam tau le!”

Npis sov George Attieh, Tsev kawm saab ntsuj Baptist, Lebanon

“Vaajtswv siv phoo nuav kuas hloov kuv lub neej, hab paab txhua tug nyob puag ncig kuv muaj chaw txawb tub Vaajlug Kub ruaj khov. Peb Pawg ntseeg taabtom ua dlejnum zoo nkaus le Pawg ntseeg kws Vaajlug Kub tau has txug hab coob leej tau txais koob moov vim zaaj ntawd.”

Tub laajlim hab xwbfbw - Qaum Teb Carolina

“Kuj zoo le lub npe ntawv tub tshaaj tawm, phoo nuav siv cov kevcai huv Vaajlug Kub moog tshaab plawg txhua txuj hab sijhawm ntawd Vaajtswv nrug rua teg dlejnum qheb pawg ntseeg hab txhawb cov pawg ntseeg qub. Tsi muaj haub ntixag lossis ib yaam dlaabtsi twg es yuav pluj hab nov qaab rua 10 xyoo txuas ntixiv, tsuas yog zaaj kawm nuav txuas rua zaaj u kws muab Vaajtswv txujlug cais kuas phim, has tej num kws cov pawg ntseeg yuav ua le caag ntawd ib tug kheej hab txhua tug ntseeg yuav tsum ua neej zoo le caag rua huv Vaajtswv lub tsev.”

Xwbfbw - Mekas

**TXHEEJ TXHEEM HAB TXHUA YAAM KWS TAV**

**Tshooj 1 TWV RUA PEB**

**Tsaab 15**

**Tig rov rua Vaajlug Kub!**

*Tig rov qaab hab rau ntseeg kawg sab rua tug vaajfuam ntawd Vaajtswv txujlug*

**Tshooj 2 TWV RUA PEB**

**Tsaab 29**

**- Pum Vaajtswv kev npaaj hab kev xaav**

*Pum tau Vaajtswv pawg ntseeg kev xaav kws yog nplajteb puv nkaus Nwg lub tshwjchim.*

**Tshooj 3 TWV RUA PEB**

**Tsaab 39**

**- Totaub txug Vaajtswv kev npaaj**

*Totaub Vaajtswv kev npaaj yog qheb pawg ntseeg ntawd tej thaaj tsaam kws tsi tau muaj hab txhawb cov pawg ntseeg kws tseem muaj nyob*

**Tshooj 4 TWV RUA PEB**

**- Luj hlub cov thawj coj ncaaj nceeg**

**Tsaab 69**

*Luj hlub cov thawj coj ncaaj nceeg, zoo ib yaam le cov thwjtim xub thawj, kws yog muab nplajteb ntseeg tshab vim tug Khetos lub npe.*

**Tshooj 5 TWV RUA PEB**

**Tsaab 91**

*Luj hlub cov pawg ntseeg ruaj khov moog lawv Povlauj qaab, “ib tug Kws zoo”, zoo ib yaam le kws nwg tub lawv tug Khetos qaab.*

**Tshooj 6 TWV RUA PEB**

**Tsaab 127**

**- Luj hlub cov pawg ntseeg muaj lub chaw tug nthi**

*Luj hlub cov pawg ntseeg muaj lub chaw tug nthi tau teeb zuj zug ntawd txhua tug kheej lub luag num hab tsev neeg lawv le Vaajlug Kub*

**Tshooj 7 TWV RUA PEB**

**Tsaab 174**

**Luj hlub ib lub homphaj tsim tsaab hab hloobv tshab pawg ntseeg**

*Txawb sau Vaajtswv txujlug, luj hlub hab siv lub homphaj tsim tsaab hab hloobv tshab pawg ntseeg ntawd koj tug kheej*

**- Cov ntawv paab maaj hab tshawb fawb ntxiv**


**Tsaab 183**

*Totaub zoo cov kevcai Vaajlug Kub paab tsim tsaab pawg ntseeg ruaj khov hab hloobv tshab cov pawg*


*Ntseeg kws muaj lawm.*

# Taw qha feem npaaj num

Yog koj ntseeg tas Vaajtswv taabtom tshoov hab xaav kuas koj nqeg teg hab ua tav phoo Vaajtswv Kev Npaaj rua Nwg Pawg ntseeg, tes caw koj qee sijhawm ua cov taw qha huv qaab lossis nrug rua ib tug kws ua ke, yog tau naj. Thaus kws koj tub ua tav cov taw qha nuav lawm, lossis feem npaaj dlejnum, tes peb xaav tau ntsib koj kag taw rua koj paab koj ua tav feem npaaj num hab txhim khu koj tug kheej. Caw moog saib dlaim qauv ntawv povthawj ua tav nyob tsaab 128. Yog koj muaj zaaj lug nug twg, caw koj zoo sab xaa xuv rua peb lawv le lub chaw email: [newfoundationsinternation@gmail.com](mailto:newfoundationsinternation@gmail.com).



*Nyeem*



*Sau*

Feem **paab pawg**, feem **txhim khu** hab kws txhua nrho cov npaaj num yua tau ua tav rua cov nub kawm txuas ntxiv. Thaus kws koj tub ua tav feem **Soj**, sau cov feem **Lug teb** hab dlhos tav cov kws tsi tau sau lawm, thov koj zoo sab sau nub ua tav rua ntawd ib saab zaaj kawm lossis Npaaj num ntawd cov tsaab viixi (7-10). Koj kuj txeev kaav dlhos ntawv rua feem **paab pawg** yog nrug dlua lwm tug kawm, lossos ib paab miv twg. (**Lug faaj**: Thov saib feem Cov ntawv paab maaj **Qauv kawm Vaajlug Kub**, Tsaab 186). Zoo sab xaa xuv rua peb paub thaus kws koj ua tav cov feem taw qha sau, hab peb yuav teem sijhawm ntsib koj. Peb yeej thov Tswv txhua nrho rua koj kuas koj saib nuav yog ib lub zoo sijhawm ncaav cuag rua pi bib txuj hauv kev tshab, txais tug zug luj, ywj pheej hab xyiv faab thaus kws ua peb tug Cawmseej teg num.

## KEV NPAAJ COB QHA:

### VAAJTSWV KEV NPAAJ RUA NWG PAWG NTSEEG

ZAG NTSIB	NTSAB LUG	PAAB PAWG (miv)	ZAAJ XYUM LUG TSEV	SIJHAWM
Zag 1	Tshaaj tawm	Tshaaj tawm/Roog taagnrho/Pum tau	Tshooj 1-3	2 nub
Zag 2	Txuas ntxiv	Tshooj 1-3	Tshooj 4-5	3 nub
Zag 3	Txuas ntxiv	Tshooj 4-5	Tshooj 6	4 nub
Zag 4	Pib tawm moog	Tshooj 6-7	“TAWM MOOG”	4 nub

# TXHEEJ TXHEEM hab TXHUA YAAM UA TAV

Zoo sab dlhos nub,hli rua thaus kws mej ua tav npaaj num/zaaj kawm rua tom hauv lub npe ntawv

## Tshooj 1

### TWV RUA PEB

#### Tig rov rua Vaajlug Kub 15

*Tig rov qaab hab rau ntseeg rua kev puv npo hab Vaajtswv tug vaamfuam*

Nub kws ua tav:

\_\_\_\_\_ *Npaaj num A:* Suav tawm txhua yaam txhawb hab txhua yaam cuam tshuam. 23

## Tshooj 2

### TWV RUA PEB: 29

Pum vaajtswv kev npaaj hab kev xaav

\_\_\_\_\_ *Npaaj num B:* Qha tshwm Vaajtswv kev xaav hab kev npaaj 30

## Tshooj 3

### TWV RUA PEB:

#### Totaub Vaajtswv kev npaaj 39

\_\_\_\_\_ *Npaaj num C:* Feeb txhua yaam tseemceeb hab tsi tseemceeb 40

\_\_\_\_\_ *Zaaj 1:* Qheb dlaav Pawg ntseeg: Yeluxalees 41

\_\_\_\_\_ *Zaaj 2:* Qheb dlaav Pawg ntseeg: Yudas hab Xamalis 42

\_\_\_\_\_ *Zaaj 3:* Qheb dlaav Pawg ntseeg: Athi-aus 47

\_\_\_\_\_ *Zaaj 4:* Qheb dlaav Pawg ntseeg: Nyob cheebtsaam Saab Nub Tuaj 50

\_\_\_\_\_ *Zaaj 5:* Qheb dlaav Pawg ntseeg: Saab Axias 53

\_\_\_\_\_ *Zaaj 6:* Qheb dlaav Pawg ntseeg: Tebchaws Loos 56

\_\_\_\_\_ *Zaaj 7:* Qheb dlaav Pawg ntseeg: Yeluxalees thoob qaab ntuj kawg 59

\_\_\_\_\_ *Zaaj 8:* Povlauj lub homphaj xaa Moo Zoo 60

\_\_\_\_\_ *Zaaj 9:* Pawg ntseeg Athi-aus tug qauv 62

\_\_\_\_\_ *Npaaj num D:* Luj hlub koj lub homphaj 66

## Tshooj 4

## TWV RUA PEB:

### Luj hlub cov thawjcoj ncaaj nceeg 69

_____ <i>Zaaj 10:</i> Cov tubtxib lub luag num huv Pawg ntseeg xubthawj	71
_____ <i>Zaaj 11:</i> Vaajtswv hu cov thawjcoj tshwjxeeb	80
_____ <i>Npaaj num E:</i> Sis tim teg num cob qha thawjcoj nwgnuav hab Pawg ntseeg xubthawj	88

## Tshooj 5

## TWV RUA PEB:

### Luj hlub cov Pawg ntseeg muaj zug 91

_____ <i>Zaaj 12:</i> Txhawb lossis kuas Pawg ntseeg ruaj khov: Povlauj txhua tsaab ntawv	96
_____ <i>Zaaj 13:</i> Txhawb Pawg ntseeg: Povlauj cov ntawv xubthawj • Kalatias	98
_____ <i>Zaaj 14:</i> Txhawb Pawg ntseeg: Povlauj cov ntawv xubthawj • I hab II Thexalaunikes	100
_____ <i>Zaaj 15:</i> Txhawb Pawg ntseeg: Povlauj cov ntawv xubthawj • I Kauleethaus	102
_____ <i>Zaaj 16:</i> Txhawb Pawg ntseeg: Povlauj cov ntawv xubthawj • II Kauleethaus	104
_____ <i>Zaaj 17:</i> Txhawb Pawg ntseeg: Povlauj cov ntawv xubthawj • Loos	106
_____ <i>Zaaj 18:</i> Ua kuas Pawg ntseeg ruaj khov: Povlauj cov ntawv nraab • Efexaus	108
_____ <i>Zaaj 19:</i> Ua kuas Pawg ntseeg ruaj khov: Povlauj cov ntawv nraab • Filipis	110
_____ <i>Zaaj 20:</i> Ua kuas Pawg ntseeg ruaj khov: Povlauj cov ntawv nraab • Kaulauxais	112
_____ <i>Zaaj 21:</i> Ua kuas Pawg ntseeg ruaj khov: Povlauj cov ntawv nraab • Filemoos	114

_____ <b>Zaaj 23:</b> Ua kuas Pawg ntseeg ruaj khov:		
	Povlauj cov ntawv kawg	• Titaus 118
_____ <b>Zaaj 24:</b> Ua kuas Pawg ntseeg ruaj khov:		
	Povlauj cov ntawv kawg	• 2Timautes 120
_____ <b>Zaaj 25:</b> Ib Pawg ntseeg ruaj khovLawv lub ntsab huv Vaajlug Kub		123
_____ <b>Npaaj num G:</b> Tsim tsaab hab txhawb ib Pawg ntseeg zoo le Phoo Tshab		131

## **Tshooj 6**

### **TWV RUA PEB:**

**127**

### **Luj hlub cov Pawg ntseeg muaj chaw tug**

_____ <b>Zaaj 26:</b> Lub chaw tugnti huv tsev neeg		130
_____ <b>Zaaj 27:</b> Koj lub neej huv Tug Khetos		132
_____ <b>Zaaj 28:</b> Koj lub neej rua tug Khetos		135
_____ <b>Zaaj 29:</b> Txwj nkawm lub luag num		138
_____ <b>Zaaj 30:</b> Tug yawg lub luag num		140
_____ <b>Zaaj 31:</b> Ttug puj lub luag num		142
_____ <b>Zaaj 32:</b> Nam txiv lub luag num		144
_____ <b>Zaaj 33:</b> Mivnyuas lub luag num		146
_____ <b>Npaaj num H:</b> Teeb tsev neeg muaj lub chaw tug		148
_____ <b>Zaaj 35:</b> Xwbfwb/ Txwjlaug/ Tub saib xyuas/Tub yug yaaj lub luag num		152
_____ <b>Zaaj 36:</b> Tug Tsaavxwm lub luag num		154
_____ <b>Zaaj 37:</b> Tug txivneej hab tug quaspuj lub luag num		156
_____ <b>Zaaj 38:</b> Cov yawm laug lub luag num		158
_____ <b>Zaaj 39:</b> Cov puj laug lub luag num		160
_____ <b>Zaaj 40:</b> Cov txivneej hluas lub luag num		162
_____ <b>Zaaj 41:</b> Cov puj hluas lub luag num		164
_____ <b>Zaaj 42:</b> Puj ntsuag lub luag num		166
_____ <b>Npaaj num I:</b> Teeb Pawg ntseeg huv lub chaw tug		168

## Tshooj 7

### TWV RUA PEB:

Luj hlub ib homphaj tsim tsaab hab hloov tshab Pawg ntseeg 173

\_\_\_\_\_ *Npaaj num J:* Kes lub homphaj tsim tsaab hab hloov tshab

Pawg ntseeg rua koj 174

\_\_\_\_\_ *Npaaj num k:* Homphaj tsim tsaab hab hloov tshab Pawg ntseeg rua 10 xyoo 179

### Feem Ntawv tshawb ntxiv 183

\_\_\_\_\_ Tshawb Vaajlug Kub le caag? 186

\_\_\_\_\_ Vaajfuam hab puv npo Vaajtswv txujlug 188

\_\_\_\_\_ Kevcai raus dlej 190

\_\_\_\_\_ Dlaws kev ntxhuv 192

\_\_\_\_\_ Noog tug Tswv lub suab – Lub sijhawm nrug Nwg sis raug zoo 195

\_\_\_\_\_ Fij hab txhua yaam nyaj txag 197

\_\_\_\_\_ Kev sis raug nrug nplajteb hab tej numtswv 199

\_\_\_\_\_ Quaspuj yuav quaspuj hab txivneej yuav txivneej 201

\_\_\_\_\_ Tubtxib lub luag num 203

\_\_\_\_\_ Cov tub tsim tsaab Pawg ntseeg tau has huv Vaajlug Ku blub luag num 205

\_\_\_\_\_ Hauv paug paab nyaj txag ntawd cov tsaab Pawg ntseeg 209

\_\_\_\_\_ Phaab ntaus nqe rua xwbfawb/txwjlaug/cov saib xyuas 212

\_\_\_\_\_ Phaab ntaus nqe rua tsaavxwm 215

# Lu lug ua tsaug

Kuv tub sau phoo ntawv taw qha txug teg num tsim tsa Pawg ntseeg nuav, ca kuas tau siv rua Vaajtswv lub koob meej hab peb tus Tswv cawm seej Yexus! Kuv pum tau qhov kws nplig hab txhawb vim muaj ntau tug thawjcoj Pawg ntseeg tub tau koob moov thaus kws puab siv phoo nuav cov zag luam ua ntej ntawm phoo nuav hab kuj ib yaam le kws tub muab txhais lawm “Qha tsim tsa Pawg ntseeg” siv thoob plawg txhua lub tebchaws. Tshwjxeeb kuv ua tsaug rua kuv cov kwvtij, Sherman Driver hab Terry Manah hab Randy Mathews; kws yog cov nyob ntawm ib saab hab nqeg teg ua ntawm lub tswvyim, kev txhawb sab hab koom nrug dlejnum huv Txujmoo Zoo.

Ntau xyoo dlhau kuv lub luag num kù kis txug Vaajtswv cov tuabneeg zoo ib yaam le Roland Allen (1864-1947), kws yog cov tub sau ntau phoo ntawv tshaaj txujkev ntseeg, huv ntawm muaj phoo “Povlauj cov kevcai tshaaj kev ntseeg lossis yog peb cov? Tau luam thawj zag nyob rua London: Robèt Scott 1912), (moog saib tau nyob huv web:

<http://www.newfoundationsinternational.org/training-resources.html>).

Dlhau ntawd, David Hesselgrave ntawd phoo “Tsim tsa cov Pawg ntseeg tshaab kevcai, Qaum Teb Mekas hab dleb dlua”, Baker Academic, 2000, hab Gene Getz ntawd phoo “Huv ntse Pawg ntseeg lub plawv”, Victor Books, 1984. Muaj ntau lub ntsab lug sis thooj puab tej phoo yuav tshwm nyob huv phoo nuav (caw saib tsaab tom kawg dlaim plhaub kws tau David Hesselgrave hab Gene Getz tso cai). Txawm yog kuv tsi nwm es ho siv tau lwm tug phoo lawm los, kuv yuav yeej tsi tau txhob txwm “nyag” tug kws xub thawj sau, hab kuv kuj tsi paub hab tsi tau txais tshaaj txhua yaam kev nrhaw ntawm kuv tug kheej rua cov phoo ntawd le.

Txhua yaam kws zoo nqe muaj ntawm lwm phoo yuav tsi tau siv rua ib tug kws sau ntawv lossis ib tug kheej twg.

Tim W. Bunn



# Thawj lu lug

Nuav yg ib phoo tshwjxeeb, phoo ntawv nuav nrug txujkev xaav taw qha txhua tug kws npaaj txhij ntim Vaajtswv txujlug has huv yug lub sab hab pib ib qhov hloov kws tsi tau tshwm ib zag le.

Kuv tau koom nrug Tim Bunn tshaaj Moo Zoo ib zag xyoo 2007, nrug rua lub suab hu kuas yuav tsum ua tav txhua zaaj kawm ua ntej tawm moog. Ntau mo, kuv nyuaj teb tej lug nug hab saib cov ntu Vaajlug Kub kws muaj huv zaaj kawm, kuv tauv tsi tau lub kua muag zoo sab nrug kev tu sab. Zoo saab vim kuv tau kawm lub ntsab kevcai tseeb huv Vaajtswv txujug; tu sab vim yaav tag, kuv tub kawm tej cai kws raug cov Pawg ntseeg muab nyem plais hab coj yuam kev.

Qhov tshwjxeeb huv phoo ntawv nuav yog qhov kws ntawm yug kev tshawb nrhav tau qhov tseeb. Txawm yog muaj ntau qhov paab rua yaam kws koj yuav kawm, taabsis Vaajlug Kub yuav has rua koj dlhau ntawm Vaaj Ntsujplig. Tsaab cuabyeej kws koj cheem tsum tsuas yog Vaajlug Kub nkaus xwb. Dlhau rua lub luag num xwbfbw hab ua xwbfbw, kuv pum tau tas tsi muaj ntau leej kub sab tshawb txug Pawg ntseeg yuav ua le caag tsuas yog saib dlhau ntawm Vaajlug Kub nkaus xwb. Feem ntau ntawm puab cov ntawd kuj tsuas yog tshawb txhua yaam ntawv sau tej ntsab lug ntawd dlua le kws tug cwjpwv kev ntseeg hab ua lawv ntsaim Vaajlug Kub xwb.

Kuv pheej has rua cov tub kawm tas phoo nuav coj Vaajtswv DLAIM DLUAB LUJ tuaj rua mej. Peb pheej ntsa ntsoov tej lub ntsab lug ntawd qhov tseeb hab tso dlhau peb kev sis txuas nrug cov ntsab lug luj roog taagnrho. Peb yuav tsum pum tau “taagnrho Vaajtswv txujkev xaav” (Teg Num 20:7). Dlhau ntawm qhov saib, koj yuav yuav moog thoob plawg phoo Teg Num, kws yog qhov chaw koj nrhav pum “cov kevcai tshwjxeeb” ntawd Pawg ntseeg xub thawj hlo, hab txhua yaam zoo cwjpwv paab luj hlub tswj fwm cov thawjcoj lawv Vaajlug Kub. Mej yuav tau kawm Povlauj cov tsaab tau teeb lawv sijhawm. Huv ntawd, muaj 6 tsaab ua ntej, paab koj teeb dlaim tag huv Txujmoo Zoo tsi hloov, 4 tsaab ntxiv paab txhawb hab koom ua ib huv Txujmoo Zoo, 3 tsaab kawg paab kuas koj totaub Vaajtswv luv tsev.

Thoob plawg phoo nuav, koj tau twv ntawd raab peevxwm kuas txhim khu txhua yaam yug tseem nrhav xyum rua yug tug kheej lub neej, kev txwjnkawm, tsev neeg hab koj lub luag num. cov ntsab lug tseemceeb tau kawm ntawm cov nqai Vaajlug Kub lawv le txhua lub ntsab, paab koj rov ntsuam xyuas dlua taagnrho txhua yaam kws Vaajlug Kub tau has txug lub ntsab ntawd.

Feem kws ua koj faaj dlua ndlais huv phoo nuav yog tshoo 7. Tug tub kawm yuav coj taagnrho txhua yaam kws yug kawm huv Vaajtswv txujlug ua tsheej ib lub homphaj nrug cov kevcai kws siv tau txawm yog nyob rua txuj kevcai twg, sijhawm hab caijnyoog twg. Tug ntawd yuav TSI RAUG IB YAAM DLAABTSI LOSSIS IB TUG TWG CUAMTSHUAM YUG KAG LE!

Kis txug hab kev xaav ntawd Roland Allen yuav tsi raug tso dlhau. Yawm tub pheej has tas: “Cov pawg neeg thawj hlo rov qaab ntseeg tug Tswv ntshai tub tau txais vaajfuam saab ntsuj kws txug qaib puab yeeg nwg tug kheej es tsi tag paab kev paab saab nrau. “Yog tas Pawg ntseeg yuav tau coj lub npe ze zog nchaa xwb mas yuav yog Pawg ntseeg tau pib ntawd thaaj aav kws cov noob yub tseb thawj hlo” (*Qheb kev dlaav ntawd Pawg ntseeg hab txhua yaam cuam tshuam*). Moog nqug dlawb tau lawv lub web:

<http://www.newfoundationsinternational.org/training-resources.html>.

Nuav yog ib ncuu kev saab ntsuj txawv txhua ncuu kws koj tub dla dlhau yaav tag. Kuv ntseeg Vaaj Ntsujplig khu txujkev luj hlub huv koj lub sab zoo nkaus le qhov koj txais tau kws yog pib hlaa kaujtsuam fawb Vaajtswv txujlug. Peb yuav koom teg coj Txujmoo Zoo rua txhua tsaav neeg kws tsi tau nov tsi tau paub txug Vaajtswv txujlug. Mas thaus ntawd, sijhawm kawg txug lawm tag (Mathais 24:14).

Sheman K. Driver

## Tshaaj tawm

**Kuv xaav tshaaj tawm phoo ntawv Vaajtswv Kev Npaaj rua Nwg Pawg ntseeg, ib phoo ntawv taw qha hab ntawv xyum rua teg dlejnum tsim tsaab hab hloov tshab Pawg ntseeg. Kuv ntseeg tas nuav yuav yog ib tsaab cuabyeej rua cov thawjcoj hab Pawg ntseeg nwgnuav, rua qhov:**

- Teeb dlaim tag sau **vaajfuam hab puv npo Vaajlug Kub.**
- Coj kev hloov kuas **Vaaj Ntsujplig ua num.**
- Qha tshwm **qhov tseemceeb huv tsev neeg** kws yog nce rua them hloov tshab Pawg ntseeg ha blub luag dlejnum.
- Piv tseeb meej **cov kevcai huv Vaajtswv kev Npaaj rua Nwg Pawg Ntseeg** txij tom qaab nub Pheetekhoxates.
- Paab rua cov thawjcoj Pawg ntseeg zoo le Povlauj muaj **Tug Khetos yog lub plawv hab tug zug.**
- Siv **cov kevcai muaj zug tsi muaj cam vim txhua txuj hab sijhawm** huv Vaajlug Kub.
- Rhu tawm **tswv yim dlaws sau lub chaw txawb Vaajlug Kub** tej xwm huv tsev neeg Pawg ntseeg nwgnuav najnub ntsib.
- Qha **qauv thawjcoj hab tsim tsaab, khu tshab Pawg ntseeg;** ib tug qauv “**tsi muaj dlaabtsi cuam tshuam tau**” taabsis tseem luj hlub taug txawm yog muaj txhua hab tsi txhua hab raug txim txom.

Phoo ntawv taw qha nuav tsi yog qha txug kev xaav lossis rhawv tej kev dlaws tshab twg tuaj saab Nub Poob lossis saab Nub Tuaj, taabsis yog ib tug qauv kws tub tau sim lawv sijhawm hab ua tim khawv huv phoo Teg Num. Phoo nuav tsi yog sau qha tej txuj kev tshab lossis khu kev qub! Tsuas yog tshais kaujtsuam lawm Tug Khetos hab cov tubtxib xubthawj hlo, huv Vaaj Ntsujplig lub fwjchim, koj yuav ua tau num rua qhov koj pum ib Pawg ntseeg kheev hlub tau tsim tsaab hab luj hlub. Thaus koj saib rua sau tug Tswv, cale ntseeg tas Nwg yeej xaav tau ntsib koj kawg le, tau paab koj, pub tswv yim rua koj, ntxiv zug rua koj hab taw qha koj paub qheb kuj zoo ib yaam le khu tshab Pawg ntseeg, vim nwg txuj kev zoo nchaa ntawd koj.



# Tshooj 1

## PEB TXUJKEVTWV

# Tig rov rua Vaajlug Kub!



Kuv yeej txawm nyam heev hab tau txujkevtwv thaus kws saib Pawg ntseeg lub homphaj tshaaj Moo Zoo thawj hlo huv phoo Teg Num, vim kuv yeej Lawv qaab lu lug saamfwm “tsaa txhua tsaav tuabneeg ua thwjt看” (Mathais 28:19-20). Txheeb tuab zoo mas Pawg ntseeg thawj hlo tsi muaj ntaub ntawv kev kawm npaum peb Pawg ntseeg nwgnuav, puab los kuj tsi vaammeej, tsi muaj tsheb tsi muaj xuvtooj zoo npaum peb taabtom muaj, yog le nuav peb yuav tsi muaj ib zag kws tsi thaav maav tas ua le caag tsuas muaj ib paab tubtxib hab tej tug thwjt看 tsawg tsawg xwb, yau yau taabsis ho yuav tsim tau ib qhov kev nrov nchaa muaj zug ntxhas thooob plawg qaab ntuj. Yog le ntawm puab muaj cuabyeej nraim nkoos dlaabtsi? Peb kawm tau dlaabtsi ntawd puab lub homphaj?

*David Zac Niringiye* Uganda, Afilikas

**Lug nug paab pawg:** Lawv koj, qhov kws nrov nchaa luj taag npaum ntawd hab qheb dlaav ntawm Pawg ntseeg thawj hlo yog dlaabtsi?

---

---

---

---

---

---

Peb kawm tau dlaabtsi ntawd Pawg ntseeg xubthawj lub homphaj?

---

---

---

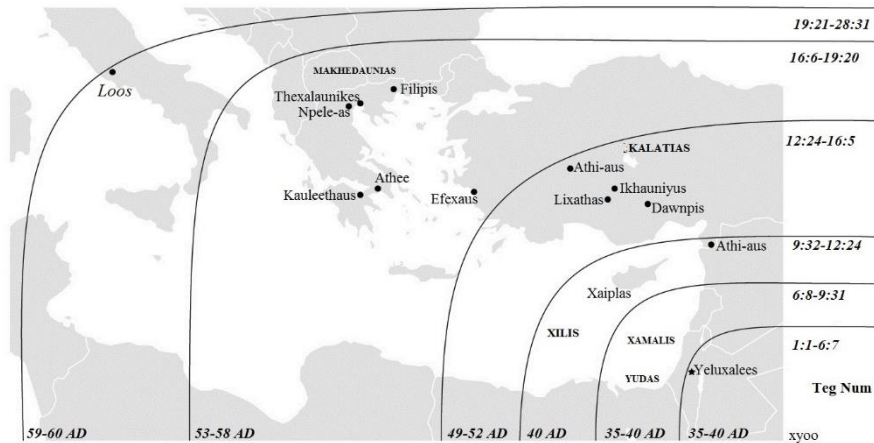
---

---

## Povlauj lub av kws Vaajlug Kub tau sau tseg

Ca le saib huv dlaim dluab taw nuav ib zag hab has lug saib poob sijhawm ntev npaum twg Txujmoo Zoo maam moog ntwam Yeluxalees txug nroog Loos?

Ca le saib txhua dlaim dluab huv qaab nuav ib zag ntxiv hab qha paub Povlauj siv sijhawm ntev npaum caag ua tav qhov kws peb zag moog xaa Moo Zoo? Tseeb tag tsi nwm txug le puas yog? Tsi yoojyim nrhav tau ib tug qauv zoo dlua Povlauj tug kws huv tubtxib Povlauj teg num tsim tsa hab luj hlub Pawg ntseeg.



Yog lawm, tsuas yog 10 xyoo ntau xwb Povlauj tub tsa cov Pawg ntseeg nyob 4 lub nroog: Kalatias, Makhedaunia, Akhayas hab Axias. Ua ntej xyoo 47 AD, huv lub nroog nuav yeej tsi muaj ib Pawg ntseeg twg, taabsis txug xyoo 57 AD, Povlauj tub tau muaj kev xyivfaab has tau tas nwg teg num huv nroog nuav tub tav ib yaam le tsaab ntawv Loos 15:19-20 tau has txug.

Tej zag cov tubtxib nwg nuav koj tau ntau leej lug rua Vaajtswv ntau dlua tubtxib Povlauj, taabsis khauv xim qhov kws tsi muaj pistsawg leej yuav tsa tau Pawg ntseeg ruaj khov hab kheev hlub ib yaam Povlauj tub ua. Ntau tug tubtxib hab cov tsa Pawg ntseeg tub moog tebchaws nuav rua tebchaws u los tsi muaj kev npaaj lossis homphaj tsi Lawv Vaajlug Kub le. Nyob taagnrho txhua qhov, cov tubtxib nwg nuav tsi totaub hab tsi ua Lawv le txuj kaab luj hlub Pawg ntseeg ib yaam le Povlauj.

Taabsis, muaj ibtxha pheej has: “Povlauj tam txawv ntau dlhau tam nwg nuav nav” Yog le mas, tug ntawd yuav tsum nug ib lus ntxiv le nuav: “ Puas yog txhua yaam Povlauj muaj hab tej kws nyob huv yawm lub neej paab tau yawm maj?” Ib qhov kws peb pum, peb yuav tsum koos nyaam tas txhua tug ntseeg kws Povlauj tam tau yug lug hab luj hlub ib yaam le peb tam nuav. Nyob rua Povlauj tam luas muab tej tsaj fij hloov rua Vaajtswv, txawm yog le nuav neeg nplajteb pheej ntseeg dlaab ntxwjnyoog Xatas lub fwjchim tas yog Vaaj Ntsujplig dlawbhuv-yog tug kws nyob le qub, tsi muaj ib zag hloov-tub paab cov tubtxib ntab dlaab tawm huv tuabneeg lub sab hab lub neej. Txujkev cawm tsi yog vim luas tsi leeg paub, taabsis yog moog taav tau ntawd kev tshaaj tawm tug Khetos huv Vaaj Ntsujplig dlawbhuv lub fwjchim! Vim le ntawd, peb xa tsi sis caav tas lub chaw Povlauj nyob tau zoo dlua peb tam nuav, taabsis yog koj qhov kev kws puab ua lug sis tim yuav pum tau tej kws puab ua yeej nyuaj tshaaj peb le.

*Ua ntej yuav moog sis thaam txug kev npaaj tsaa Pawg ntseeg ntawd Povlauj, peb saib sai txug plaub yaam ceev ntawm kev npaaj le nuav vim rua qhov nwg kis txug txujkev tsaa Pawg ntseeg najnub nua:*

## **Tshaaj Moo Zoo**

Povlauj txujkev qhuab qha tsuas yog qha txug *Txujmoo Zoo tsi hloov*, kws yog Tswv Yexus Khetos hab Nwg raug muab ntsa – lub tshwjchim kws cawm txhua tug ntseeg. Povlauj lub ntsab lug tseemceeb yog tug khaublig ntoo nrug txujkev leeg txim, tsuas yog lub sab ntseeg nkaus nkaus xwb, tsi taag yuav quavntsej tej phoo kawm tshawb nrhav ntau yaam, lossis tshawb tub kev xaav los yog ib lub rooj kawm twg. Thaus Povlauj qha Txujmoo Zoo, yeej muaj ib nthwv kevtxais tog ndluas thoob plawg txhua txhua qhov. Tsaab xuv ntawd Povlauj sawv ib leeg. Yog luas tsi leeg txais nwg tes nwg nchus tej moov aav lu nwg kutaw huvsi, es moog dlua lwm qhov, nrhav tug kws muaj sab txais yuav Tswv Yexus, ntawm thaaj chaw kws Vaajtswv tswjfwv hab Vaaj Ntsujplig dlawbhuv taabtom ua num rua txhua lub sab yog tug xaav noog. Yog peb pheej tshaaj Moo Zoo rua thaaj kws Vaajtswv tsi ua num tes qhov tseeb yog peb taabtom qha ib txujkev kawm txawj huv nplajteb rua tuabneeg xwb.

Dlua ib seem huv Povlauj teg num kws tshaaj Moo Zoo, tsi yog nwg tshaaj lawv nwg sab xaav rua tej tuabneeg huv ib cheebtsaam twg. Najnub nuav peb pheej xaa ib tug kheej twg lossis ib paab moog ua timkhawv qha Txujmoo Zoo coj txhua tug yim ntau yim zoo dlua rua tug Tswv. Taabsis peb tsi ntsej siv txug lub homphaj ntawd Povlauj yog pib ntawd cov Pawg ntseeg kws muaj peevxwm ncha taug Moo Zoo moog dleb, es peb pheej tu ncu ntawm ib tug lossis ib paab kws puab ua tau. Povlauj lub qhov phaj kws nwg tsom ncaaj nraim yog tsim tsaa ibcov Pawg ntseeg fuam taug, tshaaj taug tug Khetos lub neej rua txhua cheebtsaam tseemceeb. Najnub nuav kuj yeej muaj cov cheebtsaam ib yaam le ntawd hab, taabsis peb puas tau taabtom kaav siv cov cheebtsaam nuav huv yug kev npaaj tshaaj Moo Zoo? Tub vim cov Pawg ntseeg nyob huv cov cheebtsaam tseemceeb kws yog plawv chaw laajluam hab kev txawj ntse es Txujmoo Zoo txhaj nrov ncha thoob plawg txhua txhua qhov.

## **Tsim tsaa**

Yaam ob ntawd Povlauj lub homphaj yog tsim tsaa. Povlauj tub tsim tsaa cov Pawg ntseeg huv zej zog kuas puab ruajkhov hab nreg tau. Hloov rua qhov kws nrhav hauvpaug kev txhawm kev paab, cov Pawg ntseeg nuav tub xyum kawm vaamkhom Vaajtswv ua tug coj, tsi has qhov kws puab muaj lub sab dlaav fo sis koom xwb, taabsis puab tseem paab rua lwm Pawg hab. Povlauj dlaim av, lug rua teg num muaj txujkev ywjpheej rua nwg lub neej yog obtxhais teg, tub vim yog tej ntawd mas txhua Pawg ntseeg kawm tau ceevntseeg, yuav ua le caag puab xa sawv tau ib leeg. Povlauj yeej ua tuab sis zoo zaam txhua zaaj kws luas yuav paab nyaj txag rua thaus kws yuav nqeg teg rua teg dlejnum tshaaj tawm Moo Zoo.

Najnub nuav, ntau Pawg ntseeg hab cov rooj koom ntawm nyajtxag tshaaj dlua le qhov kws koom ib lub cev caj sa rua Tswv Yexus Khetos. Peb pheej nov ntau qhov has tas puab tsaa tsi tau ib Pawg ntseeg, qheb dlaav Pawg ntseeg lossis qheb ib lub tsev kawm twg yog tsi muaj ib tug twg paab nyaj txag rua puab, vim rua qhov puab kawm tau yog vaamkhom nyaj txag tshaaj dlua vaamkhom Vaajtswv. Txhua lub Pawg ntseeg kws kev vaamkhom yog nyaj yuav tsim tau ib txujkevntseeg sis koom es tomqaab yug tau ib cov tuabneeg khu txujkev ntseeg tsuas yog paub vaamkhom tog nyaj txag tshaaj qhov vaamkhom Vaajtswv hab Vaaj Ntsujplig dlawbhuv.

Lawv le tej kws ibtxwm coj, luas pheej xaav tas Pawg ntseeg muaj zug hab nyob tugnti yog

qhov kws yuav muaj aav, tsaas lub tuam tsev pehawm, lossis tseemceeb npomlaam nyaj txag nreg taug. Thaus peb txais tau kev paab txaus nkaus ib lub tuam tsev luj zoo nkauj heev hab txaus nyaj txag nreg lawm, peb yuav moog rua seem kws has tas Pawg ntseeg nuav tau tsaas ruajkhov hab tau Vaajtswv paab foom koob moov. Taabsis, tseeb tag tej tsev sab ncuas qhov rooj dlaav fo hab tej nyaj txag yeej tsi muaj tug zug kws yuav hlaav taug ntxiv dlua lwm Pawg ntseeg rua ntawm Vaaj Ntsujplig dlawbhuv, tsi taag le xwb ham cav taav Vaaj Ntsujplig dlawbhuv kev ua num.

## **Txhawb kawm**

Yaam peb ntawm Povlaj lub homphaj yog txhawb kawm. Txhua zag, Povlaj qha Moo Zoo ntawm ib thaaj chaw ntau hli, tom qaab ntawd nwg maam tso Pawg ntseeg huv lub zog muaj peevxwm luj hlub taug, qheb dlaav tshwm muaj cov txwjlaug paab qhuab qha coj kawm rua cov ntseeg. Zaaj nuav yeej muaj tej kev pob puag lug raug, taabsis Povlaj lub sab ntseeg cob nkaus rua Tswv Yexus Khetos hab Vaaj Ntsujplig dlawbhuv tsi muaj qhov yuav thim rua tej kev pob puag ntawd le. Ntau zag Povlaj tso tej Pawg ntseeg tseem mog quasnyoog nrug tej txwjlaug rua tomqaab nwg coj kawm Vaajtswv txujlug taag lawm. Lawv nraim le tug tubyug yaaj yoojyim, tsi ntxuv quasnaab, nrug ob lub rooj kevcai dlawbhuv tsi taag yuav ib txuj twg lug txuam rua qhov kws txoog uake.

Povauj qha rua cov pejxeem, feem coob puab tsi paub nyeem Vaajlug Kub kws yog siv Phoo Qub, nrug tej kws cov thwjtim tau pum kag ntawm qhov muag hab tau nov. Tub vim yog qhov kws Povlaj qha rua puab yoojyim hab paiv taub huv Txujmoo Zoo tsim tau ib tug zug luj. Thaus kws nwg tawm moog mas Pawg ntseeg ntawd yeej sawv taug ib leeg hab ua num, nyag yuav tsum xaav txug nyag lub luag num, txawm yog puab tseem yuav tug kws paab taw qha hab coj puab luj hlub, Povlaj tub tseg cov txwjlaug muaj puv npo ib tug neeg zoo hab paub tub txug saab ntsuj. Nwg kuj tub qha puab kawm qhov tseeb huv Vaajlug Kub hab xyum ua Lawv le lub chaw txawb yog Vajlug Kub.

Lawv le cov Pawg ntseeg najnub nuav puab lub chaw muab zug yog cov xwbfbw thawjcoj lossis ib tug kws tub tsaas tau Pawg ntseeg zag puav. Kwv ua le nuav ibtam dlhau ibtam, vaamkhom cov tuabneeg ua thawjcoj. Thaus kws Povlaj ca Pawg ntseeg sawv taug lawm kws zoo caijnyoog, qhov ntawm yog qhov kws cov thawjcoj puab pum tau ib kaujtsuam zoo rua puab tshais. Qhov ntawm ua tau rua puab pum tas Povlaj tsi yog puab lub chaw tuamtaav kws puab yuav pheb tau moog le.

Najnub nuav peb tsi xyum cob qha rua cov Pawg ntseeg kws Vaaj Ntsujplig dlawbhuv tub pub koob moov rua nyag muaj nyag peevxwm. Peb saib sab dlaim ntawv povthawj muaj koob ntawd cov thawjcoj pheej xaiv vim tej nuav. Tsi taag le xwb, puab tseem xaiv tej kws muaj txaus ntaub ntawv nplajteb rua ntawm lub luag num ua thawjcoj.

Cov Pawg ntseeg tshab ca le vaam ntawm yug lub peevxwm hab tshwjxeeb yog vaamkhom Vaajtswv. Najnub nuav, yog muaj ib tug tsim tsaas Pawg ntseeg Lawv Povlaj mas yuav muaj ntau leej has tas txujcai kws yawm ua tsi tseeb hab feem ntau mas pob heev. Taabsis ib qho kws yuav nyaam ruaj - Povlaj nwg yeej yog tug xwbfbw thawjcoj tsaas cov Pawg ntseeg ntau ruajkhov dlua huv nplajteb nuav tau Vaajlug Kub muab sau tseg ca, najnub nuav tsi muaj leej twg hloov tau.

## **Qheb dlaav**

Thaus kawg, Povlaj lub homphaj qheb dlaav yog tuaj ntawm Vaaj Ntsujplig dlawbhuv. Zoo kawg nkaus thaus kws pum Povlaj nyav coj ntau tug lug rua Vaajtswv, puab ca le tsheej hlo ib cov tub xaa Txujmoo Zoo lawm, lossis peb hu tas “phimfwj”. Povlaj tsi qw tsi thawb kuas puab ua ib tug tub xaa Txujmoo Zoo. Vim le caag? Vim yawm paub tas thaus ib tug tuabneeg

txais tau Vaaj Ntsujplig dlawbhuv lawm nwg yeej paub yuav ua caag kws koj lwm tug lug paub Tswv Yexus Khetos tau cawm dlim, ib yaam le peb tub pum huv phoo Teg Num. Nuav tsi muaj dlaabtsi yuav ua rua yug tsi nwm le, vim Vaaj Ntsujplig dlawbhuv yog tug kws paub xaav tau, kuj ib yaam le peb tub txais tau Vaaj Ntsujplig dlawbhuv ntawm txujkev xaa Moo Zoo. Nwg yog Yexus tug Ntsujplig dlawbhuv nqeg lug huv nplajteb nuav nrhav tug kws moog yuam kev hab poob rua txujkev tuag rov qaab lug nrug Vaaj Leej Txiv. Peb yuav pib kawm ntawm phoo Teg Num kuas paub cov Pawg ntseeg tub ua le caag xaj txhawb tau lub sab ntseeg hab fuam coob zuj zug cov ntseeg huv xeev Kalatias, ua le caag Vaajtswv txujlug xa le ndlaas ntawd xeev Thexalaunikes moog rua Makhedaunias hab Akhayas, kuj zoo ib yaam le kws tub ua le caag Txujmoo Zoo tub ndlaas huv nroog Efexaus moog thoob plawg puag ncig nwg.

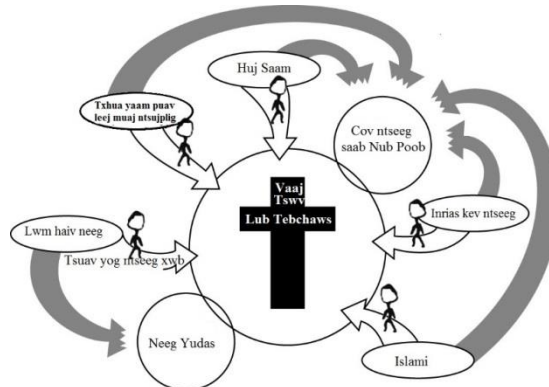
Povlauj taw qha rua cov ntseeg moog nrug Vaaj Ntsujplig dlawbhuv kws yog Tswv Yexus Khetos tug, yog tug kws paub npaaj txhij rua Nwg kaav. Povlauj tub ua ib lub av tseg rua paub qhov kws noog tug tus Khetos lug. Povlauj mogmuas rua qhov puv npo Tswv Yexus Khetos tug Ntsujplig dlawbhuv huv lub fwjchim hab txujkev hluv yuav Nwg paab rua kuas Pawg ntseeg qheb dlaav moog. Thaus kws lub chaw txawb ntawd Pawg ntseeg teeb tsi yog chaw, kuv ntseeg tas Vaaj Ntsujplig dlawbhuv yeej tsaug muab fus xwb, yuav ua rua Pawg ntseeg auv pob. Taabsis, kuj muaj dlua ib qhov txaus dlaagzug ua rua

peb yuav tsum lawv yog Povlauj txujlw hab nwg txujkev cob qha, ntawd yog “ca le lawv Povlauj kua vim nwg lawv Tswv Jesus kua”.

Thaus kws sis tim Pawg ntseeg xubthawj huv phoo Teg Num, peb yuav tsum nyaam ruaj qhov kws taagnrho cov Pawg ntseeg nyob thoob plawg txhua qhov tam nuav puav leej auv pob hab tsuagzug ntau dlua. Huv qaab nuav yog peb “lub cim” txaus txhawj peb pheej pum rua huv cov Pawg ntseeg najnub nuav. Ua ntej, peb saib ob peb yaam xwm nuav, es txuas ntxiv peb maam le nyob uake sis thaam zuj zug ib qho khawv moog nrhav hauv kev rua cov xwm nuav.

1. Cov Pawg ntseeg najnub nuav txhua pawg yeej tsi muaj lossis tshawv tau muaj tsawg kawg le qhov kws nrov ncha moog thoob plawg yug cheebtsaam ib ncig hab dleb dlua. Feem ntau mas cov Pawg ntseeg tsi pum, cov tubtxib kuj tsi ntxiv hab Vaajtswv txujlug tsi ncha le sjhawm Pawg ntseeg xubthawj. Ca le saib dlaim dluab piv hab soj sijhawm kes nrug cov thaaj chaw ntawd Txujmoo Zoo ncha.

2. Peb tub taabtom ua tsi tau teg num tsim tsa cov Pawg ntseeg huv tej zej zog. Kws txhua nrho cov tebchaws saab Nub Poob, cov ntseeg lub chaw ca sab tseem muab saib zoo le “saab nrau kev ntseeg” Tswv Yexus. Cov dluab kes huv nuav yuav paab tshaaj cov xwm nuav. Ib yaam le, huv Pawg ntseeg Yudas thawj hlo, neeg Yudas xaav kuas lwm tsaav tuabneeg yuav tsum zoo ib yaam le puab xa moog tau Vaajtswv tebchaws. Najnub nuav cov Pawg ntseeg saab Nub Poob, puab kuj txawm kuas lwm tug ua thooj le puab xa tau moog ceebtsheej.





**Tshaaj ntxiv:** Nyob rua tam Pawg ntseeg xubthawj, Povlauj tub tawm suab ua muaj zug ntxhas txwv qhov kws lwm tsaav tuabneeg yuav tsum tsheej Yudas xa tau moog Vaajtswv tebchaws. Taagnrho txhua yaam twg tau ntxiv lossis tshuav huv Txujmoo Zoo tawm mas puav leej yuamkev huvsi. Povlauj qha meej tas “tsuas yog ntseeg ntawm Tswv Yexus Khetos xwb xa le cawm tau hab yuav tau moog Ntuj Ceebtsheej. Povlauj yeej ua muaj zug ntxhas tuav ruaj lub sab ntseeg Txujmoo Zoo tsi hloov ntawd lub sijhawm kws Txujmoo Zoo rua Yudas moog dlhau rua lwm haiv neeg muaj 20 txug 30 xyoo. Najnub nuav, Txujmoo Zoo tub muaj ntsej muag nyob ntau lub tebchaws txug quaspua xyoo taabsis tseem tsi tau tau tsheej ib txujkevntseeg txhua nrho.

Vim le ntawd, Txujmoo Zoo xaj le ndlaas ceev ntsoog huv Yeluxalees neeg Yudas moog txug lwm haiv neeg huv qaab ntuj. Cov Pawg ntseeg najnub nuav txawm siv yuam lwm tug cov nyav ntseeg zoo le yuav tsum ua Lawv cov tuabneeg saab Nub Poob maam le tau moog rua huv Vaajtswv Pawg ntseeg. Txawm yog Vaajtswv tub siv hab tseem yuav siv cov Pawg ntseeg najnub nua los taabsis tseeb meej tus qauv kws cov neeg saab Nub Poob koj tub thaiv txuj hauv kev qheb dlaav Pawg ntseeg huv yug cheebtsaam, tshwjxeeb yog cov haiv neeg hab cov tebchaws nyob huv nplajteb feem peb.

3. *Feem ntau cov Pawg ntseeg huv nplajteb feem peb mas puav leej nreg tsi tau.* Feem coob cov Pawg ntseeg ntawm nuav puav leej txob txhawj tsi tau rua puab tug kheej hab tog ntsoov nyaj txag ntawd lwm lub hauvpaug. Muaj ib qho txaus ntshai tsi tseeb nyob saab nrau Vajlug Kub has tas, yog tsi muaj cov tebchaws saab nrau paab tes puab cov Pawg ntseeg yeej yuav tsi caj taug. Dlaim dluab huv qaab nuav yog muab tebchaws Mekas hab saab Ixias ua ib qhov piv paab kuas pum tau txujkev vaamkhom nyaj txag.



Lawv le mej tau pum, thaus ib Pawg ntseeg tau tsim lug sau nyaj txag tes nwg txuj sa yog nyaj. Yog le ntawd, thaus taagnrho cov nyaj tes dlejnum kuj nreg. Nyaj txag yuav lug hloov Vaaj Ntsujplig dlawbhuv chaw hab ua rua Vaajtswv tej cuabyeej kws muaj zug yuav tsi muaj qaabhau. Taabsis thaus kws Pawg ntseeg txuas rua Vaaj Ntsujplig dlawbhuv mas tsi muaj ib lub fwjchim twg lossis ib yaam dlaabtsi yuav taav tau txuj hauv kev, txawm yog tub tuag teb lub fwjchim los yuav yeej tsi taug ib zag le. Sau faaj foob: Ib qhov huv txhua txujkev xaav ntawm phoo ntawv nuav yog paab kuas peb tig rov qaab rua tug Khetos txujkev hab cov tubtxib es ca cov Pawg ntseeg najnub dlim plawg qhov vaamkhom nyaj txag, hab ca le tsheej ib lub rooj koom muaj zug ntxhas huv nplajteb nuav kws tsi muaj lub zug twg yuav taav tau.

## Contrasting lub tsev teev ntuj thaum ntxov nrog Hnub no lub Koom Txoos

Sib tham ua ke (yog tias koj tuaj yeem ntsib nrog lwm tus) cov lus nug no thiab sau rau hauv cov ntwav koj cov lus xaus. Tsis txhob ntshai ua siab phem qhia koj cov kev xav thiab kev txhawj xeeb.

1) Vim li cas niaj hnub pawg ntseeg niaj hnub no tsis tuaj yeem ua qhov kev txhim kho thiab qhov cuam tshuam thaum Lub Koom Txoos Thaum Ntxov pib tshaj tawm lo lus thiab hloov lawv lub ntiaj teb rau Yexus? \_\_\_\_\_

\_\_\_\_\_

2) Puas yog koj pawg ntseeg los yog kev qhuab qhia ntxiv yog Vaj Ntsujplig raug tshem tawm? Dab tsi yuav pauv? \_\_\_\_\_

\_\_\_\_\_

3) Yog vim li cas peb thiaj li tsis muaj kev vam meej hauv pawg ntseeg hauv pawg ntseeg thiab kev saib xyuas nyob rau hauv lub ntiaj teb niaj hnub no zoo li lub Koom Txoos Yuda thaum ntxov hauv ntiaj teb? \_\_\_\_\_

\_\_\_\_\_

4) Yog vim li cas feem ntau niaj hnub no pawg ntseeg, ua haujlwm thiab ua tub txib tseem tsis tau txhawb nqa zoo li pawg ntseeg uas Povlauj tau tsim? \_\_\_\_\_

\_\_\_\_\_

Vajtswv niaj hnub niaj hnub no zoo ib yam li TSIS TXHOB ua ntej txhua pawg ntseeg. Dab tsi yog qhov zoo sij hawm ua lub neej! Niaj hnub nim no muaj "pawg ntseeg cog qoob loo" nyob thoob qab ntuj thiab Vajtswv tabtom caw koj tuaj koom nrog cov neeg no. Ua ntej tshaj plaws peb hais txog "pawg ntseeg cog qoob loo":

Lub koom txoos cog qoob loo yog kev sib koom tes ntawm cov thwj tim thiab cov koom txoos cog cov ntseeg. Qhov kev txav ntawm no yog los ntawm tsev neeg thiab pawg neeg, thiab feem ntau yog dhau ntawm cov neeg uas tau qhia txoj moo zoo rau lawv. Tsis yog Lub Koom Haum Ntxhais Lub Koom Haum Ntxhais piv txwv txog qhov no, tiam sis Tuam Tshoj muab peb piv txwv niaj hnub no. Ntau xyoo dhau los, Hudson Taylor (1832-1905), tus tub txib mus rau Tuam Tshoj, tau qhia txog txoj moo zoo rau Suav thiab niaj hnub nim no muaj ib qho tseem ceeb heev pawg ntseeg cog qoob loo ntawm Vajtswv hauv Suav teb tsis muaj kev koom tes nrog Western. Tam sim no cia saib phau Vaj Lug Kub Npaiv Npaum thiab lub Nceeg Vaj.

Ua ntej tshaj plaws, nws yog qhov tseeb los ntawm Yexus cov lus qhia txog nws lub Nceeg Vaj uas nws xav tau kev loj hlob zoo thiab tseem ceeb. Ib zaj lus piv txwv txog qhov no yog zaj lus piv txwv txog noob nqaij hauv Mathais 13:31-32. Lub noob zaub yog ib yam tsawg tshaj plaws ntawm

cov noob, thiab thaum cog, hlob zoo dua li tag nrho lwm cov vaj cog nroj tsuag uas muaj cov noob loj. Qhov kawg ntawm lub pob me me mustard noob yog ib tsob ntoo loj heev.

**Qhov thib ob,** Yexus zoo li tau qhia tias lub noob mog zoo yuav tsum muab pub rau lwm haiv neeg hauv yav dhau los li yav tas los. Ib tug kwvtij nyob hauv Burma qhia kuv tias peb coj tagnrho txhua tus paj twb cog hauv lub lauj kaub es tsis yog lub noob xwb. Mathais 13:33 siv "lo lus duab" los ntawm kev sib piv hauv txoj moo zoo kom tau cog rau hauv kab lis kev cai raws li poov xab tov rau hauv ib qho loj npaum li cas ntawm mov paj. Tag nrho cov khoom ua khob noom cookie yog cuam tshuam los ntawm me ntsis poov xab. Peb twb tau sib tham txog cov lus piv txwv nyob rau hauv Teshaujlwm ntawm kev tshajtawm txoj kev tshajtawm thaum cov pawg ntseeg Yixayee tau coj mus rau hauv pawg ntseeg Yudai tsis pub dhau nees nkaum peb caug xyoo. Tiamsis niaj hnub no, tom qab ntau pua xyoo, cov ntseeg Vajtswv tseem tseem yog ib pawg ntseeg lossis sab hnub poob, tshwj xeeb tshaj yog nyob rau ntawm 10-40 qhov rais (Saib daim qhia chaw nyob rau nplooj 31) uas feem ntau ntawm cov neeg tsis muaj chaw nyob. Thaum twg Christianity yog perceived raws li ib tug txawv teb chaws txoj kev ntseeg los yog kev cai dab qhuas, ces qhov no yuav tsum ceev ceev kis ntawm txoj moo zoo yog ua tsis zoo. Yog li, peb yuav ua li cas? Peb ua tau tej yam uas yuav "tiv thaiv" ntawm Vajtswv txoj kev mus los thiab peb ua tau thiab tsis ua tej yam uas "ua kom" zog ntawm Vajtswv. Peb yuav hu cov "kev pabcuam" thiab "accelerators."

**Accelerators** zoo li muaj huab cua hauv tsheb lossis lub tsheb tsheb; lawv sawv cev rau lub koom txoos cog qoob loo los yog rov ua dua tshiab, los yog kev ua tsis tau, uas tej zaum yuav tsis raug ntsuas thiab yuav siv sij hawm ntev dua mus ntsib cov txiv hmab txiv ntoo, tab sis thaum kawg ua rau cov pawg ntseeg muaj zog nrog kev ua neej kav ntev. **Lus Cim:** Ib qho ntawm lub hom phiaj ntawm phau ntawv no yog los pab ceev thiab txhawb nqa lub koom txoos cog kev ua ub no los ntawm kev siv cov txheej txheem kev cai dab qhuas thiab kev cai ntawm cov txheej txheem. Qhov no yuav raug ua tiav los ntawm kev tsim vaj lug kub cov lus qhia rau cov pawg ntseeg-cog kev khiav mus rau thaum tso ib lub hauv paus biblical rau txoj kev tawm tsam.

**Cov neeg ua haujlwm** tsis zoo li tsis muaj pa hauv tsheb lossis lub tsheb tsheb; lawv sawv cev rau lub koom txoos cog qoob loo los yog rov qab ua dua los sis tsis muaj qhov twg uas yuav coj tau cov txiaj ntsim tau los ntawm kev ua ntu zus, tiam sis feem ntau yuav ua rau lub Koom Txoos thaiv tsis tau zoo thiab qhov ceev ceev ntawm Khetos nrog kev ua haujlwm ntev. Ib qho piv txwv ntawm qhov no tuaj yeem nrhiav tau nrog cov neeg Hmoob nyob hauv Nyab Laj thiab lwm qhov chaw thoob plaws ntiaj teb.

Cov ntaub ntawv tshawb fawb uas txhawb qhov no tuaj yeem nrhiav tau hauv lub Koom Txoos Planning Mov ntawm David Garrison (Mus saib [www.newfoundationsinternational.org](http://www.newfoundationsinternational.org) Cov Kev Pab Kawm Kev Pab tau dawb).

Hauv qab no, kuv tau pib sau cov npe ceev faj thiab cov neeg ua haujlwm kom tsis muaj tseeb nyob rau hauv koj lub neej, tiam sis yuav qhia rau koj txog thaum peb ua raws li Vajtswv lub siab nyiam lub hauv paus rau lub Koom Txoos niaj hnub no (Saib daim duab ntawm nplooj ntawv 42).

# Npaaj num A:

## Qhov Project A - Nrhiav Cov Qhauj thiab Cov Neeg Ua Haujlwm

Sau cov kab lus hauv qab no nrog koj tus kheej cov npe ntawm cov neeg ua kom muaj zog thiab cov kev pabcuam uas cuam tshuam rau koj qhov teeb meem thiab kev coj noj coj ua. Nws yuav pab yog sib tham nrog cov neeg uas paub txog koj qhov teeb meem thiab kev coj noj coj ua. Nco ntsoov, cov kev lag luam thiab cov neeg ua rau cov neeg ua haujlwm no tuaj yeem hloov lub sijhawm dhau mus thiab los ntawm kab lis kev cai rau kev coj noj coj ua. Nug koj tus kheej rau lo lus nug: "Dab tsi yuav rub tawm los yog tsis cuam tshuam txog txoj moo zoo, kev txav ntawm Vaj Ntsuj Plig Dawb Huv, cog thiab kho tshiab ntawm lub koom txoos, thiab ua txoj hauj lwm tiag tiag nyob qhov twg kuv?"

	Accelerators	Cov neeg ua haujlwm
1	Txoj Cai thiab Kev Txaus Siab ntawm Vajtswv Txojlus	Phau Vajlugkub Tsis Txaus
2	Txhim khu Yexus thiab Tawm Tsam Txivneej	Nce tus txiv neej
3	Lub Koom Txoos Planting Churches	Tus Neeg Tawm Tsam Tswv Yim
4	Kev Kawm "hauv" Ministry	Kev Kawm "rau" Ministry
5	Cov Thawj Coj Ua Teeb	Kev Ua Lag Luam Txawv Tebchaws
6	Kev Tso Nyiaj Rau Yus Tus Kheej thiab Nuj Nqis Dawb	Kev Nyab Xeeb ntawm Nyiaj Txiag thiab Nyiaj Txiag
7	Khetos, Tus Tuam Thawj ntawm lub Koom Txoos	Tus Xibhwb, lossis Tus Txivneej uas yog Tuam Thawj ntawm lub Koom Txoos
8	Local Identity	Txais Tebchaws Tshaj Tawm
9	Tso Tseg Ntxias thiab Cov Thawj Coj	Kev rhuav tshem cov thawj coj thiab cov thawj coj
10	Kev tsim txom thiab kev txom nyem	Yooj yim, Kev lom zem, thiab Kev lom zem
11		

*Nwgnuav Vaaj Ntsujplig dlawbhuv ua num. Nwg xaav caw peb txhua tug nrug koom Nwg ua num hab txhawm rua txujkevncua ntev zoo nuav. Koj puas txaus sab nrug Nwg moog txujkevncua ntev nuav? Txaus..... Tsi.....?*


**Lub Hom Phiaj Ntawm Vajtswv Txoj Hau Kev rau Nws lub Koom Txoos yog dab tsi?**

Lub hom phiaj ntawm hoob no yog qhia txog lub tswv yim thiab cov hauv paus ntsiab lus uas siv los ntawm Lub Koom Txoos thaum ntsov uas tau tsim cov ntsiab lus zoo kawg li thiab ua kom cov ntsiab lus tseem ceeb rau hauv lub Koom Txoos niaj hnub no xwv kom peb yuav pom cov txiaj ntsig ntawm peb Leej Txiv lub yeeb koob ntawm txhua pab neeg ntawm lub ntiaj teb.

**Peb xaav kuas tau yaam dlaabtsi rua thaus ua tav phoo ntawv nuav?**

**1.Rov ua** dua lossis rov qab ua peb lub siab tawv thiab kev ntseeg siab ntawm txoj cai thiab qhov muaj peev xwm ntawm Vajluskub thiab Vaj Ntsujplig los cog thiab tsim tsa pawg ntseeg loj hlob.

**TSIS TXAUS SIAB:** Ua ntej yuav mus ntxiv, nyeem Ntxiv Phau Ntawv Kawm Phau Vajlugkub, sab 186-187.



Lo lus ntawm Vajtswv los yog "Vajlus Kub Ib Leeg" yog koj lub hauv paus. Lub tsev ntawm lwm yam yog ib qho kev puas tsuaj rau lub cev sai lossis tom qab. Thaum koj hnob Vajtswv hais txog Nws Txojlus, koj yuav pom hais tias Vajtswv Txojlus nyob muaj txaus thiab muab txhua yam uas koj yuav tsum ua kom tiav koj txoj haujlwm.

**Soj Ntsuam:** Nyeem thiab saib xyuas cov nqe nram no thiab sau seb koj kawm dab tsi txog txoj cai thiab qhov muaj nqis ntawm Vajtswv Txojlus li nws hais txog koj lub neej, tsev neeg thiab lub koom txoos.

**Exalas 7:9-10** \_\_\_\_\_

**Phau Ntawv Nkauj 19:7-14** \_\_\_\_\_

**Phau Ntawv Nkauj 119:9-16** \_\_\_\_\_

**Ntawv Nkauj 119:105** \_\_\_\_\_

**Ntawv Nkauj 138:2** \_\_\_\_\_

**Yelemi 23:28-29** \_\_\_\_\_

**Mathais 4:4** \_\_\_\_\_

**Mathais 24:35** \_\_\_\_\_

**Luka 4: 8** \_\_\_\_\_

**Yauhas 1:1,14** \_\_\_\_\_

**Cov Tub Txib txoj Haujlwm 6:7** \_\_\_\_\_

**Cov Tub Txib txoj Haujlwm 12:24** \_\_\_\_\_

**Cov Tub Txib txoj Haujlwm 13:48-49** \_\_\_\_\_

**Tubtxib Tes Haujlwm 19:20** \_\_\_\_\_

**1Thexalaunika 2:13** \_\_\_\_\_

**2Timaute 3:16-17** \_\_\_\_\_

**Henplais 4:12** \_\_\_\_\_

**1Petus 1:22-25** \_\_\_\_\_

**2Petus 1:3-4** \_\_\_\_\_

**2Petus 1:19-21** \_\_\_\_\_

**Meditation:** Raws li cov nqe lus no, sau txog cov ntsiab lus tseem ceeb thiab kev ua haujlwm uas koj tau pom los ntawm Vajtsv Txojlus hais tias txhua tus neeg, tsev neeg thiab pawg ntseeg tuaj yeem ua raws li txhua lub sijhawm, hauv txhua kab lis kev cai. (Tsuas). \_\_\_\_\_

**Keu Sib Tham:** Ua zoo rau cov ntsiab lus no nrog koj lub neej, tsev neeg thiab pawg ntseeg hnuv no. \_\_\_\_\_

Koj yuav tsum hloov dab tsi hauv koj lub neej, tsev neeg thiab lub koom txoos ntawm no thiab tam sim no? \_\_\_\_\_

---



---



---



---

**Daim ntawv thov:** Yuav ua li cas thiab thaum twg koj yuav hloov cov kev hloov hauv koj lub neej, tsev neeg thiab lub koom txoos? \_\_\_\_\_

---



---



---



---



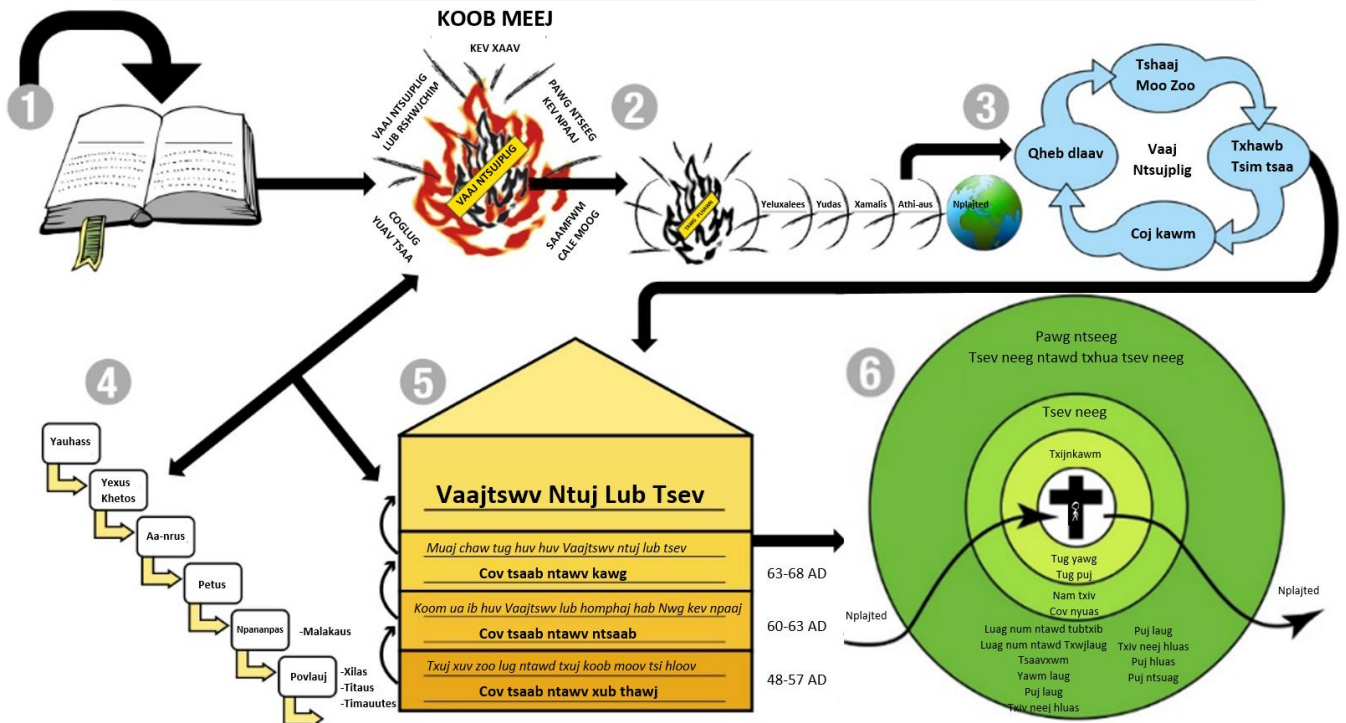
---



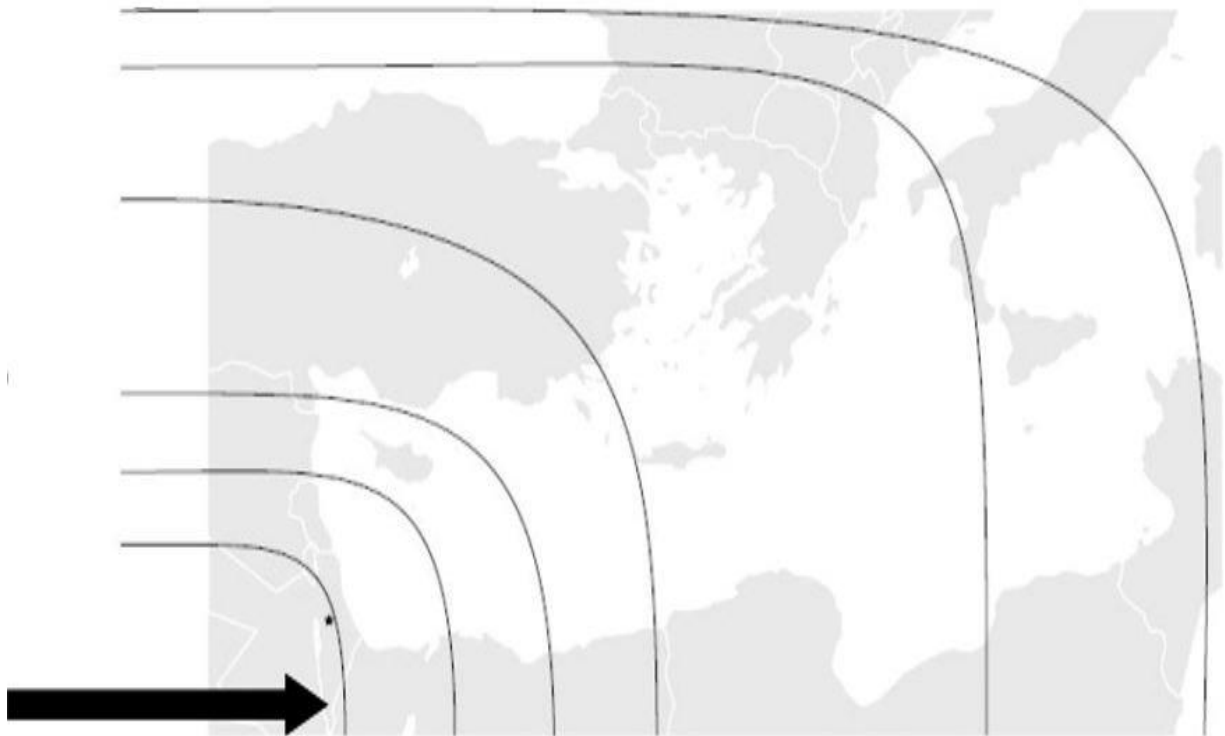
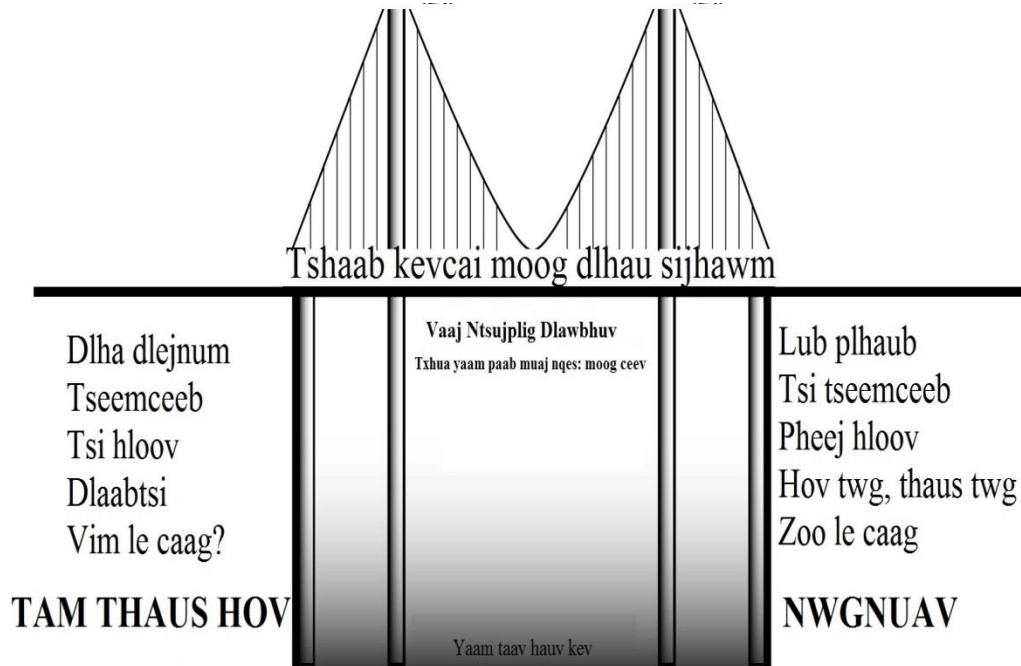
---

2. Xim phau vaj lug kub txog Vaj tswv lub hom phiaj rau Nws lub Koom Txoos; tsis yog tib neeg txoj hau kev thiab tsis yog lub hom phiaj ntawm Western, tiam sis Vajtswv txoj hau kev. Daim duab nram qab no yuav ua ib qho piv txwv txog Vajtswv txoj hau kev qhia hauv nqe 6 hauv phau ntawv no.

## Vajtswv Txoj Hau Kev rau Nws lub Koom Txoos




3. Pib taug kev mus rau kev tsim koj lub tswv yim ntawm lub koom txoos cog thiab rov tsim dua. Cov tswv yim no yuav raug tsim ua hauv cov biblical, yooj yim thiab cov tswv yim hauv kev ua haujlwm uas yuav ua haujlwm hauv txhua kab lis kev cai, txhua sij hawm, nyob qhov twg thiab tsis yog lub tswv yim uas yog nyob ntawm tus txiv neej, vaj tse lossis nyiaj. Cov duab hauv qab no qhia txog koj txoj haujlwm kawg rau hauv tshooj 7.





*Tshooj Tshooj 1 ua ntej tsiv mus rau Tshooj 2 thiab sau cov lus uas ploj lawm hauv daim duab hauv qab no.*



Vajtswv qhia meej rau 2Timautes 3:16-17 thiab 2Petus 1:3-4 nrog rau ntau phau Vaj Lug Kub Npaiv Npaum kom Nws Txoj Kev Xav Tau txhua yam. Nws Txojlus ib leeg tsuas yog siv phau ntawv no xwb uas koj yuav tsum ua tiav phau ntawv no, tsuas yog koj xav tau tus Vaj Ntsuj Plig Dawb Huv thiab. Hauv Phau Ntawv Teshaujlm, Vajtswv kuj ua rau nws paub meej hais tias Nws tau xa lub txiaj ntsim Vaj Ntsuj Plig Dawb Huv; Nws tsis pub leejtwg paub! Hauv (Yauhas 14:26; Yauhas 16:13), Yexus cog lus tias "Vaj Ntsuj Plig Dawb Huv ... yuav qhia koj txhua yam thiab ... coj koj mus rau txhua yam tseeb". Ua lwm yam lus, peb muaj txhua yam peb yuav tsum ua uas Vajtswv tau hu peb los ua. Nov yog peb lub hauv paus uas peb yuav ua. Tam sim no cia peb khiav mus Tshooj 2 thiab pom Vajtswv Lub Hom Phiaj thiab Txoj Kev Npaj rau koj, koj tsev neeg thiab lub koom txoos.

# Tshooj 2


## TWV RUA PEB

# Pum tau

# Vaajtswv

# kev xaa

# hab Kev Npaaj



*Txujkev xaav kawg nkaus ntawm Vaajtswv yog qha tawm lub tswvyim txawj ntse kawg nkaus hab Nwg lub koob meej!*

Vaajlug Kub qha tas Vajtswv muaj ib txujkev xaav hab kev npaaj tseeb meej rua Nwg Pawg ntseeg. Dlaim phaj ntawd Pawg ntseeg tsi yog tshaaj Txujmoo Zoo, tsim tsaa, koj kawm lossis qheb dlaav, taab mas yog qha txug Nwg lub tswvyim txawj ntse hab Nwg koob meej rua tej numtswv, cov kws ua taubhau, tuav kev tswjfwv rua cov kws nyob sau nruab ntug hab rua nplajteb paub tug Tswv lub fwjchim (Efexaus 3:10,21). Qhov kws tshaaj Moo Zoo, Tsim tsaa, txawm peem lossis qheb dlaav tsuas yog qhov kws txhais tau tas ca tug Tswv qha tawm Nwg lub tswvyim txawj ntse hab Nwg lub fwjchim. Yog le ntawd peb yuav pum huv Vaajlug Kub txug kev xaav hab lub homphaj kawg ntawd Nwg tau tav dlhau Nwg Pawg ntseeg yog tshaaj Txujmoo Zoo lossis qha Nwg Txuj kev xaav rua txhua lub tebchaws, txhua tsaav neeg, kuas puab yuav zoo sab hab tsaa suab hu nkauj (Ntawv Nkauj 67:3-4).

Vaajtswv Kev Npaa rua Nwg Pawg Ntseeg

## Npaaj num B

### Qha tawm Vaajtswv kev xaav hab kev npaaj

#### A. Vaajtswv kev xaav

1. Chaw txawb rua cov nqai Vaajlug Kub sau, pav qha tawm Vaajtswv lub fwjchim rua thaus Nwg tsim lub nplajteb:

Teev Npe 14:21 \_\_\_\_\_

Ntawv Nkauj: 72:19 \_\_\_\_\_

Yaxayas 48:11 \_\_\_\_\_

Hanpakus 1:5; 2:14 \_\_\_\_\_

1Kauleethaus 10:31 \_\_\_\_\_

2Kauleethaus 3:18 \_\_\_\_\_

Efexaus 1:12,14 \_\_\_\_\_

Kaulauxais 1:27 \_\_\_\_\_

Qha Tshwm 21:23 \_\_\_\_\_

2. Lawv le Kaulauxais 1:16-18, Leej twg yog tug thawj ntawm ib puas tsav yaam? \_\_\_\_\_

---

#### B. Vajtswv Txoj Hau Kev

Dab tsi yog Vajtswv txoj “txoj hau kev” raws li Mathais 16:18? \_\_\_\_\_

Lu hauv paug lug tau txhais ua “Church” (Pawg ntseeg) huv phoo Vaajlug Kub Askiv yog lu lug “*ekklēsia*”. Nuav yog lug Kilis “*kalēō*” (raug hu), ib lu ntxiv “*ek*” (rhu tawm).

Vim le ntawd, lu nuav lub ntsab yog has tas cov tuab neeg “tau raug hu”:

Vaajtswv lub tsev nyob	Efexaus 2:22
Vaajtswv lub tuamtsev	2Kauleethaus 6:16
Vaajtswv lub tsev	1Kauleethaus 3:9
Tug Khetos lub cev	1kauleethaus 12:12-13
Vaajtswv tsev neeg	Efexaus 3:15
Vaajtswv lub tsev	1Timautes 3:15
Vaajtswv paab	Teg Num 20:28
Mivnyuas Yaaj tug puj	Qha Tshwm 21:9

## C. Vajtswv lu lug cog tseg

1. Lawv le Mathais 16:18 “lu lugcog” ntawm Vaajtswv yog **dlaabtsi**?

---

2. Lawv le Mathais 24:14 lu lug cog tav rua thaus **twg**

---

3. Lawv le Mathais 24:14 lu lug cog nuav yuav tav **le caag**?

---

Lu lug “haiv neeg” tau siv huv Mathais 24:14 tuaj ntawd lu lug “*ethnos*” lossis “*ethnic*” yog lug Kilis. Lub ntsab lug dlub ntawd “haiv neeg” yog ib caajceg. Ib paab tuabneeg muaj lub ntsab lug yog ib paab tuabneeg kws Txujmoo Zoo moog dlhau tau taabsis tsi ntsib ib phaab nraa twg, lug rua sau txhua yaam lug, kevcai coj, zoo tuab yaam.

Peb yuav pum nraag qaab nuav; txij phoo Chivkeeb txug Qha Tshwm, Vaajtswv yeej xaav ntsoov txujkev cawm dlim rua txhua haiv neeg nyob thooob plawg nplajteb, hab Nwg xaav kuas txhua nrho haiv neeg qhuas Nwg. Dlhau ntawd kev pehawm hab qhuas Nwg ntawd txhua tsaav neeg nuav mas Nwg yuav nchuav nthwv koob moov puv npo txhua qhov sau nplajteb. Nyeem cov nqai Vaajlug Kub nuav hab sau txhua yaam kws koj kawm tau ntawd Vaajtswv kev nrhaw rua txhua haiv neeg thooob qaab ntuj:

Chivkeeb 12:1-3 \_\_\_\_\_

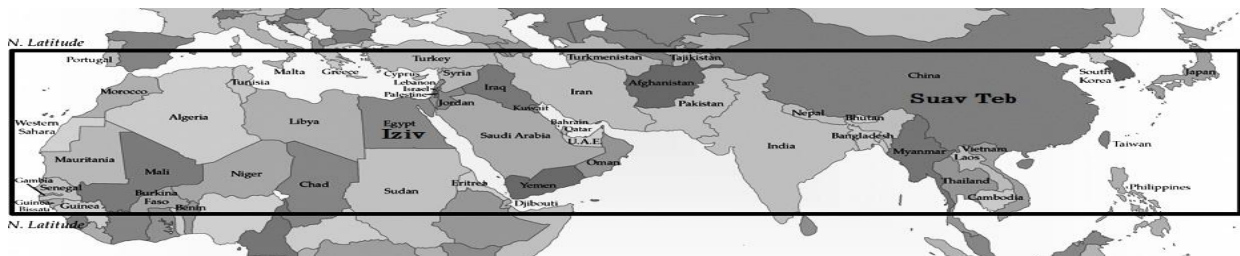
Phau Ntawv Nkauj 67 \_\_\_\_\_

Hanpakus 1:5; 2:14 \_\_\_\_\_

Mathais 28:19-20 \_\_\_\_\_

Qha Tshwm 5:9; 7:9; 14:6; 21:24; 22:1-5 \_\_\_\_\_

Feem ntau cov haiv neeg kws tsi tau ntsib Txujmoo Zoo nyob huv lub qhov rais 10/40. Cov thaaj tsaam ntawd muaj le: Qaub Teb Afikas, Plawv Nub Tuaj hab hab Ixias, txij le 10<sup>0</sup> saab peg txug 40<sup>0</sup> saab peg. Saib dlaim dluab huv qaab nuav taw thaaj tsaam kws koj nyob seb koj puas taabtom nyob rua huv thaaj kws Vaajtswv xaav?



Huv lub qhov rais 10/40 muaj 1/3 aav ntawd lub nplajteb hab 2/3 cov tuabneeg huv nplajteb. Lub qhov rais nuav luas tshawv kwv laam muaj le 3 npilees tus tuabneeg taabtom ua neej nyob kwv laam 5.832 haiv neeg tsi tau nov dlua lossis paub txug Txujmoo Zoo. Lub qhov rais 10/40 tau muaj lub npe tas “thaaj tawm tsaam” hab fem coob yog cov ntseeg Islaas, Indias kev ntseeg hab Npudas. 95% tsi tau nov dlua Txujmoo Zoo ib zag le. Xaav paub ntxiv thov caw koj nkaag moog: [www.joshuaproject.net](http://www.joshuaproject.net)

#### D. Vaajtswv lu lug saamfwm

1. Lawv le Mathais 28:19-20, **thaus twg** peb maam ua lawv tug Tswv lu lug saamfwm?

---

2. Lawv le Malakaus 16:15 “Vaajtswv lu lug “saamfwm” yog dlaabtsi?”

---

3. Lawv le Lukas 24:46-47, “Vaajtswv lu lug “saamfwm” yuavv tsum tau pib **hov twg**?”

---

4. Lawv le Yauhaas 20:21 Vaajtswv lu lug “saamfwm ” yuav tsum tau nqeg teg **le caag**?”

---

#### E. Vaajtswv lub fwjchim

1. Lawv le Teg Num 1:8 “lub fwjchim” ntawm Vaajtswv yog dlaabtsi?”

---

2. Lawv le Teg Num 1:8 thaus twg cov thwjtim maam txais tau lub “fwjchim” nuav?”

---

3. Lawv le Teg Num 1:8 cov thwjtim yuav ua dlaabtsi rua thaus puab txais tau lub “fwjchim” ntawm?”

---

4. Lawv le Teg Num 1:8 cov thwjtim yuav ua “tim khawv” hov twg?”

---



**LUG FAAJ:** Yuav kuas yog dlua ntawd lub ntsab lug dlob mas Teg Num 1:8 yuav tsum yog txhais tas: “Mej yuav ua timkhawv qha kuv pib huv nroog Yeluxalees, ib ke ntawd Yudas, ib ke ntawd Xamalis, hab ib ke ua moog thoob qaab ntuj” vim lu “hab ntawd” (tshwm rua huv ntau phoo txhais Vaajlug Kub) kws yog “ib ke hab koom nruag” (lawv le lug txhais Vaajlug Kub).

5. Lawv le Teg Num 2:1-4, thaus twg Vaaj Ntsujplig, yog Tug kws tau cog lug tas yuav pub, tau txib tuaj rua Nwg cov thawjtim? \_\_\_\_\_

---

6. Yog tas Vaaj Ntsujplig tau txib tuaj rua nub Pheethekhoxates, yog le caag Pawg ntseeg nwg nuav pheej ua num zoo le yaav tam tom ntej Pheethekhoxates dlua le tom qaab Pheethekhoxates? \_\_\_\_\_

---

---


---



7. Taamsim nuav peb rov qaab ntsuam xyuas dlua, siv cov dluab taw saab sau. Vim peb tub tau kawm tas Vaaj Ntsujplig Nwg tseemceeb kawg nkaus rua huv hauv kev qheb dlaav Pawg ntseeg xub thawj hab kev nchaa, le yuav ua caag peb txhaj ua lawv tau txhua yaam kws peb tub kawm txug Vaaj Ntsujplig?



hab



hab



Ib tug thawj cov ntseeg nyob tebchaws Suav, thaus kws nwg moog ncig tebchaws Mekas, cov tuabneeg tau nug nwg tas yaam dlaabtsi ua rua nwg cim ntsoov Pawg ntseeg hab tej num kws puab ua nyob Mekas. Nwg xaj xaav hab teb tas: “Kuv xaav tsi thoob hlo rua qhov kws txhua yaam puab ua tau tsi taag yuav Vaaj Ntsujplig dlawb huv”. Tseeb tag yog ib qho kws yuav tsum ceev faaj rua cov Pawg ntseeg nyob saab Nub Poob! Peb ca le nreg hlo ntawd nuav ua ntej kws tseem yuav tshais tsuj ntxiv ca le ruajkhov tas peb tsi zoo le Pawg ntseeg Laudikes, puab xaav tas puab nplua nuj lawm tsi taag yuav Vaaj Ntsujplig dlawbhuv, puab tsi puam qhov kws “txomnyem, khuv leej, pluag, dlig muag hab lab qaab” zoo le caag. Ca le tig rov moog nyeem Qha Tshwm 3:14-22. Le kws peb tub pum txhua yaam has huv Vaajlug Kub, Vaajtswv xaav kuas peb tig rov rua Tswv Yexus Khetos hab cov tubtxib txujlw. Taamsim nuav ntaag lau, Nwg nyob saab nrau peb txhua tug lub qhov rooj sab hab khob, yog tas peb nov Nwg khob peb lub qhov rooj hab qheb caw Nwg lug, Nwg yuav lug hab tu peb lub neej. Nub nuav koj puas nov Nwg taabtom khob koj lub qhov rooj los tsi nov?

Peb qhov kws nyob ze tug Tswv yog peb kev txav txim sab, hab ib yaam le ntawd, kuv ntseeg tau tas peb Pawg ntseeg yuav ua tau zoo le Pawg thaus ntxuv nyob rua tam Teg Num thaus peb nrhaw kuas yug Pawg ntseeg le ntawd. Yog koj nkeeg quas ntsuav ntau xyoo dlhau lawm es yug Pawg ntseeg pheej zoo le qub xwb, tsi muaj ib qhov dlaabtsi hloov tshab le, yog le ntawd, tig rov qaab rua Tswv Yexus has tas “ca le muaj lub sab ntse ntsuav hab leeg txim” yog tsi le ntawd tes qhov num kws koj kawm huv phoo nuav tsi muaj qaabhauj dlaabtsi hab nkim zug xwb. Tswv Yexus Khetos has tas Nwg tug dlej cawm sav yuav ndlwg rua huv peb (Yauhaas 7:38-38). Vaaj Ntsujplig siv lub fwjchim rua peb, ua tau tshaaj plawg qhov kws peb taij thov lossis peb xaav xwb (Efexaus 3:20). Tsis xob fus, tawm tsaam lossis ua chim Vaaj Ntsujplig. Nwg xaav ntsoov tau coj peb lub neej hab peb tej num.



Ceev faaj txhua yaam koj txujkev tsi kwg hab txuj cai qub (saib dlaim dluab piv sau); nwg yuav coj koj moog dleb tug Tswv (Malakaus 7:13). Nub nuav yog ib nub tshab lawm peb yuav tsi xaws tsi tau dlaim ntaub tshab rua lub tsho qub” (Mathais 9:16), vim yog ua le ntawd, qhov ndluag ntawd yuav txaab dlua le lawm. Kuj ib yaam le peb yuav tsi “laub ntxiv cawv txiv maab tshab rua lub naab qub” (Mathais 9:17); vim rua qhov, lub nab tawv qub yuav tawg cawv txiv maab yuav txej taag. Peb cale nov qaab txhua yaam tom nrausqaum (Filipis 3:13), cale leeg txim hab pib kaujtsuam tshab nrug tug Khetos hab Vaaj Ntsujplig.

Ib yaam le peb tub sis thaam ua ntej lawd, ntau lub neej hab teg num tseem tshwm huv Pawg ntseeg najnub nuav le “yaav thaus ntej Pheethekhoxates” dlua le tom qaab nub Pheethekhoxates. Peb pheej qha ntau txug Koob tsheej, Kev tuag hab Yexus sawv huv tuag rov qaab lug taabsis nov qaab qhov kws Nwg moog sau ntuj hab nub Pheethekhoxates. Yog tsi muaj nub Pheethekhoxates tes yuav tsi muaj kev ca sab, tsi muaj tug zug caj, tsi muaj kev pauv hloov hab tsi muaj cov timkhawv muaj zug ntxhas. Muaj Vaaj Ntsujplig nyob huv peb kws yog qhov tseemceeb tshaaj plawg kuas peb zoo le Pawg ntseeg xub thawj! **Yog tas peb xaav zoo le Pawg ntseeg xub thawj yeej yuav ua tau.** Vim le ntawd, ca kuas paab tau koj, peb noog tug Tswv txujlug kuas peb kawm paub txug Vaaj Ntsujplig teg num. Cale nyeem hab soj cov nqai Vaajlug Kub huv qaab nuav hab sau txhua yaam kws koj kawm tau txug Vaaj Ntsujplig. Ua ntej koj pib, koj soj tau dlhau cov feem “Qha kawm Vaajlug Kub” feem ntxawv ntxiv, tsaab 186





**Chivkeeb 1:1-2** (Teg num tshawv tsim) \_\_\_\_\_

\_\_\_\_\_

**2Vaaj ntxwv 6:13-18** (Qhovmuag saab ntsuj) \_\_\_\_\_

\_\_\_\_\_

**Exekhees 36:25-37** (Caj sa) \_\_\_\_\_

\_\_\_\_\_

**Yauhaas 1:32-33** (Tug Nquab hab Suavtawg) \_\_\_\_\_

\_\_\_\_\_

**Yauhaas 3:3-8** (Cua) \_\_\_\_\_

\_\_\_\_\_

**Yauhaas 7:37-39** (Dlej) \_\_\_\_\_

\_\_\_\_\_

**Yauhaas 14:12-16** (Tug Kws Paab) \_\_\_\_\_

\_\_\_\_\_

**Yauhaas 16:7-14** (Tug qha kev txhum) \_\_\_\_\_

\_\_\_\_\_

**Teg Num 1:8** (Ua timkhawv) \_\_\_\_\_

**Teg num 2:1-4** (Puv npo) \_\_\_\_\_

\_\_\_\_\_

**Teg num 19:1-6** (Txais) \_\_\_\_\_

\_\_\_\_\_



**1Kauleethaus 12:12-13** (Kevcai raus dlej) \_\_\_\_\_

**Efexaus 1:13-14** (Lub homthawj) \_\_\_\_\_

**Efexaus 3:20** (Fwjchim) \_\_\_\_\_

**Loos 7** Lu lug “Kuv” tau has pis tsawg zag? \_\_\_\_\_ Qhov nuav qha peb paub yaam dlaabtsi ntawd yug tug kheej (Loos 7:21-24) \_\_\_\_\_

**Loos 8** Lu lug “Vaaj Ntsujplig” tau has pis tsawg zag? \_\_\_\_\_ Qhov nuav qha peb paub yaam dlaabtsi ntawd yug tug kheej (Loos 8:37-38)? \_\_\_\_\_

**Kalatias 3:2** (Kev ntseeg) \_\_\_\_\_

**Kalatias 5:16-25** (Caj sa hab tshu kaujtsuam moog) \_\_\_\_\_

**Efexaus 4:30-31** (Tu sab) \_\_\_\_\_

**Efexaus 5:18** (Puv npo) \_\_\_\_\_

**Teg num 5:32** (Noog lug) \_\_\_\_\_

**Teg num 7:51** (Tawm tsaam) \_\_\_\_\_

**1Thexalaunikes 1:5-9 &5:19** (Fus) \_\_\_\_\_

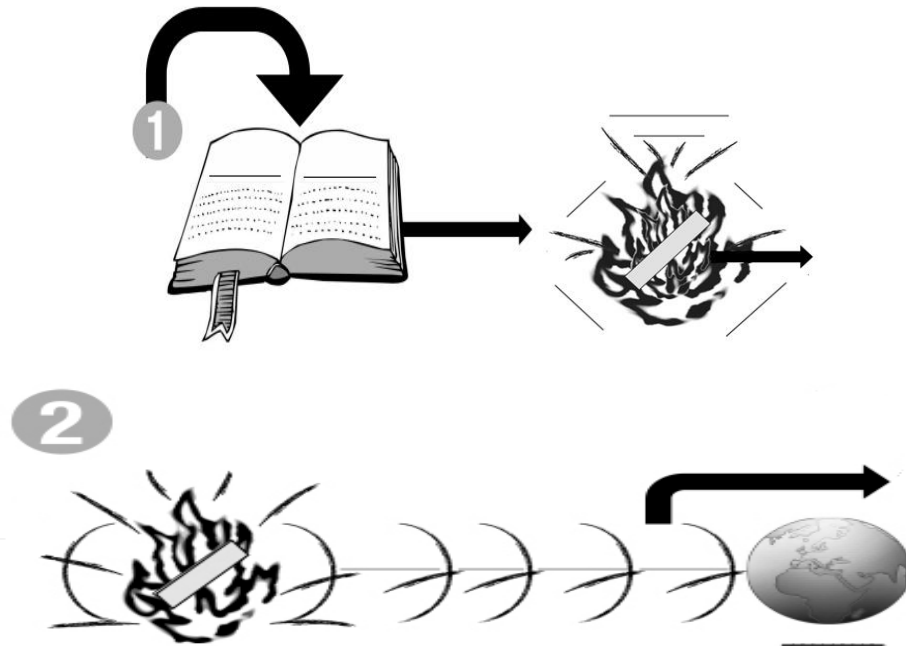
**Qha tshwm 22:17** (Caw) \_\_\_\_\_

**Sis thaam ua ke** hab sau tuab lu ua le caag kuas Vaaj Ntsujplig ua num rua huv koj lub neej, tsev neeg hab Pawg ntseeg: \_\_\_\_\_

Koj yuav raug hloov yaam twg huv koj lub neej, tsev neeg hab Pawg ntseeg? \_\_\_\_\_

Koj ua le caag hab thaus twg koj maam nqeg teg rua txhua yaam kws hloov nuav? \_\_\_\_\_

***Rov soj cov dluab taw nyob Tshooj 1 hab Tshooj 2 nraag qaab nuav ua ntej yuav hlaa moog Tshooj 3. Sim saib koj puas dlhos tau taag txhua qhov huv cov dluab taw nuav mas tsi tag yuav saib dlua cov zaaj kawm:***



Vaajtswv txujlug yeej has tseeb Yauhaas 5:17-19 hab Teg num 1:4-8, nrug rua ntau ntu Vaajlug Kub, tas koj yuav ua tsi tau ib yaam dlaabtsi muaj nqes kws tsi muaj Vaaj Ntsujplig. Vaajtswv txujlug hab Vaaj Ntsujplig yuav muab txhua yaam kws koj cheemtsum rua kuas koj ua tav qhov koj raug hu ntawd koj lub neej. Vaajtswv txujlug yog lub chaw txawb rua koj hab Vaaj Ntsujplig yog koj tug zug.

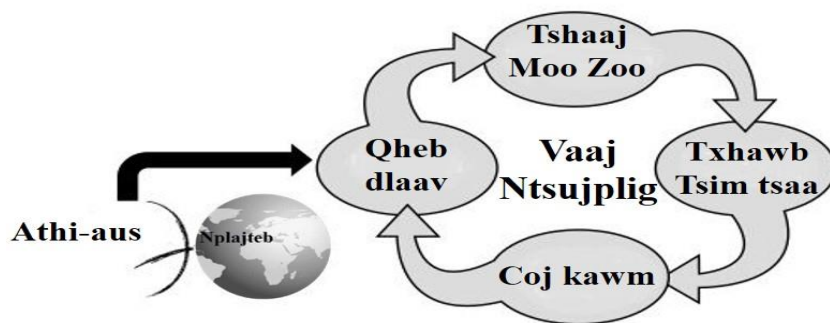


# Tshooj 3

## Kev Twv Rua Peb

# Paub Vaajtswv

# Kev npaaj



### *Vaaj Ntsujplig tuaj hab Nwg qha Vaajtswv Kev Npaaj rua Nwg Pawg ntseeg tau qha tau*

Peb paub tseeb tas Vaajtswv Nwg muaj kev npaaj qha Nwg lub tswvyim txawj ntse rua cov kws ua taub hau hab tswjfwv txhua qhov sau nruab ntug. Vaajtswv kev xaav hab kev npaaj yeej yuav tav dlhau lug ntawm Pawg ntseeg, kws yog tshaaj Txujmoo Zoo hab qha Nwg le kev zoo kawg nkaus yog Nwg kev txawj ntse.

Taamsim nuav peb hlaa ua ke moog rua ib ncua ntev kws muaj ib tsi muaj ob. Peb yuav tshawb tub dlua tej kws sau keebkwm huv phoo Teg Num yog Lukas sau, ntsa ntsoov rua qhov tsim tsa hab luj hlub Pawg ntseeg xubthawj. Pawg ntseeg nuav tsi yog yog tau yug tshwmsim xwb, taabsis tseem yug tau rua ib paab muaj sab tuab kws hloov taug nplajteb (Teg Num 17:6) lawv le qhov kws tsi muaj leej twg xaav txug lossis xaav tas yuav ua tau. Ruaj tau tas nuav yog ib zaaj kws tsi muaj ib zag yuav nov qaab tau; vim le ntawd, peb ca le koom teg tshawb txug qhov kws Vaaj Ntsujplig ua muaj zug ntxhas dlhau ntawd phoo Teg Num.

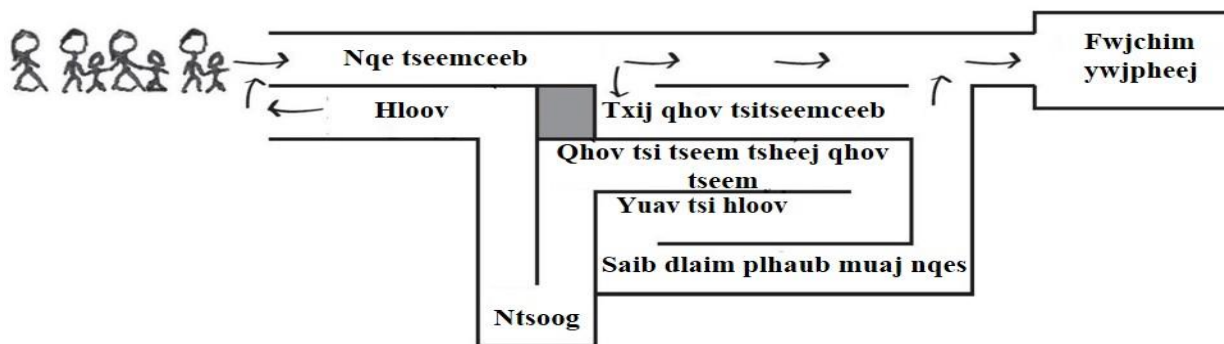
Ua ntej peb yuav hlaa moog tshawb Vaaj Ntsujplig lub luag num huv phoo Teg Num ua lub sab kub hab kev twv zoo kawg nkaus nuav, ca peb qha tawm rua koj kuas feeb tau huv Phoo Teg Num txawv cov kevcai tseemceeb hab cov kevcai tsi tseemceeb, kws yog nyeem hab ua tav qhov Npaaj num C, nyob tsaab txuas ntxiv.

## Npaaj num C:

# Feeb txhua yaam tseemceeb hab txhua yaam tsi tseemceeb

Thaus kws peb txhawb phoo Teg num, peb yuav tau txuas “tam thaus ntawd” hab “tam nuav” kws yog nthuav dlaav cov cai tsi tu tshaab plawg txhua txuj (kws puav leej siv tau rua taagnrho txawm yog txuj twg) kws tsi raug tshuam vim sijhawm (kws txawm yog siv rua sijhawm twg los yeej tau) tau siv thooob plawg phoo Teg num rua Pawg ntseeg nwnuav, taamsim nuav ntawd nuav kag. Cov kevcai nuav tau muaj ntsab lug tas yog cov cai lossis tej num) tseemceeb **kws tsi hloov ib zag le** lawv txhua txuj hab sijhawm. Peb xaav txuas nrug cov kevcai tseemceeb “tam thaus ntawd” huv phoo Teg num rua “tam nuav”, los yog Pawg ntseeg nwnuav. Saib dlaim dluab tug coj tsaab 42.

Dlaim dluab nraag qaab yuav paab peb tuav tau qhov sis txawv ntawd tseemceeb hab tsi tseemceeb. Peb kuj nkaag sab tau tas, tuabneeg yem los nyam tsum saab nrau dlaim plhaub dlua (tej kws tsi tseemceeb), nyuaj hloov kawg yog tsi muaj txug qhov hem txaus ntshai. Thaus kws peb rau muab ntsug ruaj rua huv ib cov lug (yaam tsi tseemceeb) hab tsi yeem hloov, yuav ua rua kev dlha num (yaam tseemceeb) raug “tuag”, lossis cov lug kws tsi muaj Vaaj Ntsujplig lub fwjchim. Qhov kws tshawb nkaag sab hab sis thaam dlaim dluab huv qaab nuav nrug rua txhua tug yuav paab koj xaiv khaws txhua yaam kevcai tseemceeb huv vaajlug Kub, txuas nrug Pawg ntseeg nwnuav hab cov kevcai muaj zug ntshas huv Vaajlug Kub tau nrhav pum huv phoo Teg Num.



Caw nyeem Henplais 10:24-25 hab sis tim txhua yaam tseemceeb (Nqe/dlha num) rua txhua yaam tsi tseemceeb (Dlaim plhaub). Ib yaam le: qhov “koom txoog” yog qhov tseemceeb los tsi tseem? Yog lawd, yog qhov tseemceeb; taabsis, seb peb koom txoog le caag, txoog qhov twg, txoog thaus twg yog qhov tsi tseemceeb. Ca kuv nug koj nawb. Koj ua lawv nraim le nub Xapataus, qhov xaa Moo Zoo, thov Tswv, kev cai raus dlej, saam phaj qha, tim khawv kaav nyees, txhua yaam sis txawv, Rooj mov dlawbhuv, sis paab sis hlub, ntau yaam. Ca le suav tawm yim ntau yim zoo txhua yaam tseemceeb hab tsi tseem rua cov kem hab sis thaam ua ke. Cev faaj tsi txhob ca txhua yaam tsi tseemceeb (dlaim plhaub) ua tseemceeb (Nqe/ dlha num), vim ua le ntawd, koj yuav poob kev ywjphееj, kev xyiv faab hab tug zug luj.

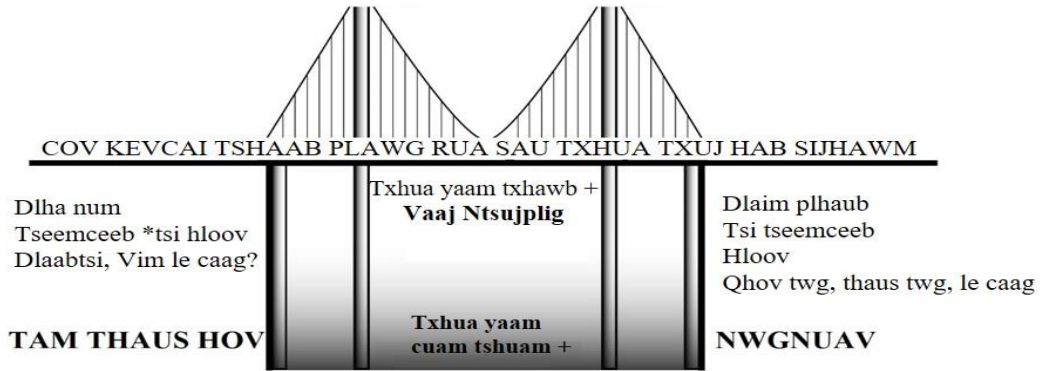
*Huv qaab nuav, kuv tub ua qauv ua ntej pivtxwv rua koj.*

<u><b>Txhua yaam tseemceeb</b></u>	<u><b>Txhua yaam tsi tseemceeb</b></u>
<i>Piv le: Koom txoog</i>	<i>Koom txoog taagkig nub ib huv tuam tsev</i>
<i>Piv le: Thov Tswv</i>	<i>Qe muag, txhug caug, qhov nraim nkoos, tug kheej, tuabneeg coob</i>

Thaus kws koj tub ua tav lawd hab totaub zoo txug cov kevcai tseemceeb tshaab pawg rua sau txhua txuj hab sijhawm (Nqe/ dlha num) hab txhua yaam tsi tseemceeb (dlaim plhaub), tes ca le hlaa moog ntxiv cov zaaj kawm.

Dlhau cov zaaj kawm hab npaaj num nuav, koj yuav pum tseeb Vaajtswv txhua txuj cai tseemceeb tshaab plawg sau txhua txuj hab sijhawm, nuav yog cov cai cheemtsuam rua teg num txhawb cov muaj zug, lawv le chaw txawb Vaajlug Kub. Qhov kws pum tau cov cai nuav moog thoob plawg phoo Teg Num tseemceeb kawg nkaus, tsi txhob yuam kev rua txhua yaam ntawd dlaim plhaub. Koj yuav sis piv hab sis tim cov Pawg ntseeg nwgnuav kuas nrhav tau lub chaw muaj zug hab lub chaw ruag zug ntawd cov Pawg ntseeg nwgnuav yog dlaabtsi. Thaus koj ua le nuav, koj yuav pum tau txhua qhov kws hloov twg yuav raug pib ib teg num tshab lossis ua dlua kuas tshab tej num kws taabtom ua. Khaws tej nuav ca rua huv txujkev xaav hab koom nrug tshawb cov cai huv Pawg ntseeg xubthawj tau sau tseg huv phoo teg Num.

Ntxiv ib qhov hab ua ntej pib moog rua txujkev nuav, peb yuav tau xaav txug qhov kws yuav ua caag txuas tau rua txhua yaam kws peb kawm tau huv zaaj lug nruag tau sau huv Teg Num rua Pawg ntseeg nwgnuav. Tug choj sis txuas huv phoo Teg Num gab Pawg ntseeg nwgnuav yuav tau tsim lug ntawm cov kevcai kws phim rua txhua txuj hab txhua sijhawm. Sis xaav dlaim dluab huv qaab nuav, piv rua qhov kws peb txuas nrug Pawg ntseeg xubthawj hab Pawg ntseeg nwgnuav:



*Qha tshwm Vaajtswv Kev Npaaj rua Nwg Pawg ntseeg*

## Zaaj 1

### Qheb dlaav Pawg ntseeg : Yeluxalees • *Phoo Teg Num 1:1-6:7*

Ntawm nuav yog feem ib ntawm rau feem huv phoo Teg Num. Nyob rua huv feem ib: Vaaj Ntsujplig puv npo sau cov thwjtim nub Pheethekhos, yog nub qha Pawg ntseeg tau tshwmsim lawm. Nthw suavtawg nuav tub cig thooob plawg rua thaaj tsaam, kws yog pib huv Yeluxalees moog rua Yudas, Xamalis, hab thooob plawg qaab ntuj. Feem nuav tshwjxeeb has txug neeg Yudas.



**Soj:** Nyeem hab soj cov nqai Vaajlug Kub nraag qaab (Teg Num 1:1-6:7) hab sau cov kevcai tseemceeb kws qheb dlaab Pawg ntseeg huv Yeluxalees.

Teg Num 1:1-11 \_\_\_\_\_

Teg Num 1:12-14 \_\_\_\_\_

Teg Num 1:15-26 \_\_\_\_\_

Teg Num 1:12-14 \_\_\_\_\_

Teg Num 1:15-26 \_\_\_\_\_

Teg Num 2:1-13 \_\_\_\_\_

Teg Num 2:42-47 \_\_\_\_\_

Teg Num 3:1-10 \_\_\_\_\_

Teg Num 3:11-26 \_\_\_\_\_

Teg Num 4:1-22 \_\_\_\_\_

Teg Num 4:23-31 \_\_\_\_\_

Teg Num 4:32-37 \_\_\_\_\_

Teg Num 5:1-11 \_\_\_\_\_

Teg Num 5:12-16 \_\_\_\_\_

Teg Num 5:17-42 \_\_\_\_\_

Teg Num 6:1-7 \_\_\_\_\_



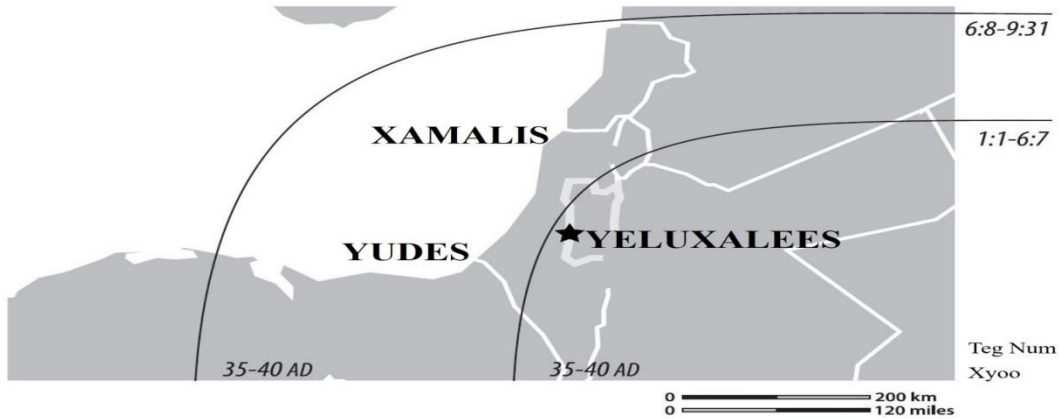
	<b>COV CAI TSEEB</b>	<b>SIS TIM</b>	<b>HLOOV</b>	<b>TXHIM KHU</b>
<i>Zaaj 1</i>	Txij txhua yaam kws soj tau muab sau ca, cov cai tseemceeb siv huv Pawg ntseeg xubthawj	Ca le sis tim hab piv cov cai tseemceeb nuav nrug Pawg ntseeg nwnuav	Sis thaam tej yaam kws koj xaav hloov huv lub neej tug kheej, tsev neeg hab Pawg ntseeg nwnuav	Yuav ua caag hab thaus twg koj le ngeg teg hloov tej nuav huv koj lub neej, tsev neeg hab Pawg ntseeg nwnuav
1				
2				
3				
4				
5				
6				
7				
8				
9				
10				

**Zaaj 2**

**Qheb dlaav Pawg ntseeg: Yudes hab Xamalis**

**•Phoo Teg Num 6:8-9:31**

Nuav yog feem ob ntawm rau feem huv phoo Teg Num. Vaaj Ntsujplig nqeg lug puv npo cov thwjtim huv nroog Yeluxalees, txujkev tximtxom Pawg ntseeg tau tsim muaj. Txujkev tximtxom tub ua rua Pawg ntseeg ua saab ua sua txug thoob plawg Xamalis. Taamsim nuav Pawg ntseeg neeg Yudas tub sis xyawj nrug Tuabneeg saab nrau.



**Soj:** Nyeem hab soj cov nqai Vaajlug Kub nraag qaab (**Teg Num 16:8-9:3**) hab sau cov ntsab lug tsemceeb muaj nqes rua qhov qheb dlaav Pawg ntseeg txug Yudes hab Xamalis.

Teg Num 6:8-15 \_\_\_\_\_

Teg Num 7:1-60 \_\_\_\_\_

Teg Num 8:1-40 \_\_\_\_\_

Teg Num 9:1-19 \_\_\_\_\_

Teg Num 9:20-21 \_\_\_\_\_

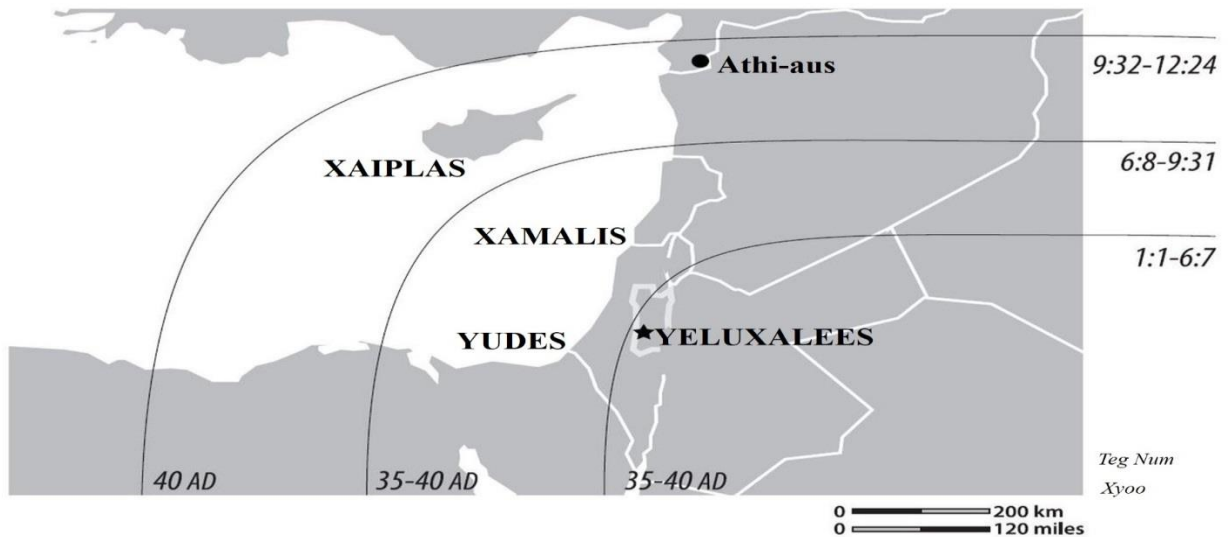
	<b>COV CAI TSEEB</b>	<b>SIS TIM</b>	<b>HLOOV</b>	<b>TXHIM KHU</b>
<b>Zaaj 2</b>	Txij txhua yaam kws soj tau muab sau ca, cov cai tseemceeb siv huv Pawg ntseeg xubthawj	Ca le sis tim hab piv cov cai tseemceeb nuav nrug Pawg ntseeg nwnuav	Sis thaam tej yaam kws koj xaav hloov huv lub neej tug kheej, tsev neeg hab Pawg ntseeg nwnuav	Xuav ua caag hab thaus twg koj le nqeg teg hloov tej nuav huv koj lub neej, tsev neeg hab Pawg ntseeg nwnuav
1				
2				
3				
4				
5				
6				
7				
8				
9				
10				

**Zaaj 3**

# **Qheb dlaav Pawg ntseeg: Athi-*aus*-Teg**

## ***Num 9:32-12:24***

Nuav yog feem peb ntawm rau feem huv phoo Teg Num. Txujkev tximtxom tub coj Pawg ntseeg nthuav dlaav moog txug Athi-*aus*. Cov thawjcoj muaj peevxwm huv Vaaj Ntsujplig tub hloov ntawd Petus hab neeg Yudas moog rua Povlauj hab cov haiv neeg saab nrau. Vaajtswv txujlug ndluas ntau tshaaj ntxiv.



**Soj:** Nyeem hab soj cov nqai Vaajlug Kub nraag qaab (Phoo Teg Num 9:32-12:24) hab sau cov ntsab lug tseemceeb hab muaj nqes rua qhov qheb dlaav Pawg ntseeg nyob rua Athi-*aus*.

Teg Num 9:32-35 \_\_\_\_\_

Teg Num 9:36-43 \_\_\_\_\_

Teg Num 10:1-8 \_\_\_\_\_

Teg Num 10:9-16\_\_\_\_\_

---

---

Teg Num 10:24-33\_\_\_\_\_

---

---

Teg Num 10:34-43\_\_\_\_\_

---

---

Teg Num 10:44-48\_\_\_\_\_

---

---

Teg Num 11:1-9\_\_\_\_\_

---

---

Teg Num 11:10-18\_\_\_\_\_

---

---

Teg Num 11:19-26\_\_\_\_\_

---

---

Teg Num 11:27-30\_\_\_\_\_

---

---

Teg Num 12:1-5\_\_\_\_\_

---

---

Teg Num 12:6-19\_\_\_\_\_

---

---

Teg Num 12:20-24\_\_\_\_\_

---

---

	<b>COV CAI TSEEB</b> Txij txhua yaam kws soj tau muab sau ca, cov cai tseemceeb siv huv Pawg ntseeg xubthawj	<b>SIS TIM</b> Ca le sis tim hab piv cov cai tseemceeb nuav nrug Pawg ntseeg nwnuav	<b>HLOOV</b> Sis thaam tej yaam kws koj xaav hloov huv lub neej tug kheej, tsev neeg hab Pawg ntseeg nwnuav	<b>TXHIM KHU</b> Yuav ua caag hab thaus twg koj le nqeg teg hloov tej nuav huv koj lub neej, tsev neeg hab Pawg ntseeg nwnuav
1				
2				
3				
4				
5				
6				
7				
8				
9				
10				

Zaaf 3

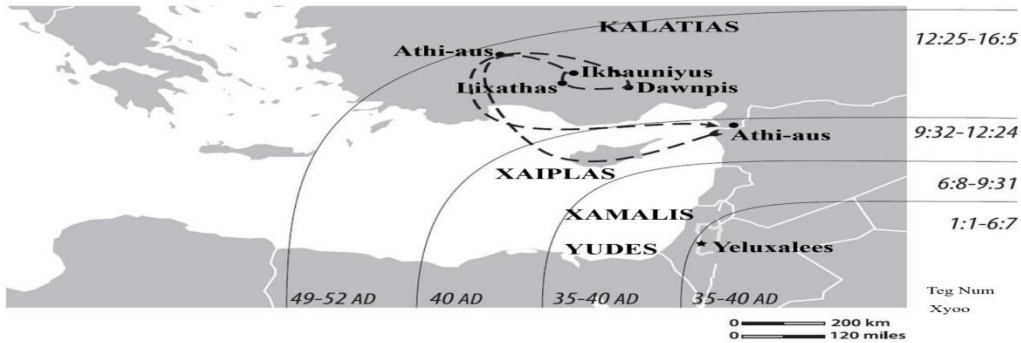


Zaaj 4

# Qheb dlaav Pawg ntseeg: Saab Axias

## • *Phoo Teg Num 12:25-16:5*

Taamsim nuav peb pum txujkev txhawb ntawm Pawg ntseeg Athi-aus, yog Pawg ntseeg tsheej ib lub foob tawg ntsawj Txujmoo Zoo thooob plawg qaab ntuj. Vaaj Ntsujplig txib ob tug tuabneeg tseemceeb yog Povlauj hab Npananpas moog rua Saab Axias. Pawg ntseeg tau txhawb zug heev ntawd sab ntseeg hab cov tuabneeg lug ntseeg tsaav ntxiv txhua nub.



➔ Sau lub vooj kws Povlauj xaa Moo Zoo zag ib huv Teg Num 13:4-14:28

**Soj:** Nyeem hab soj cov nqai Vaajlug Kub nraag qaab (**Teg Num 12:25-16:5**) hab sau cov ntsab lug tseemceeb kws paab tau rua qhov qheb dlaav Pawg ntseeg txug Saab Axias.

Teg Num 12:25-13:3 \_\_\_\_\_

\_\_\_\_\_

Teg Num 13:4-12 \_\_\_\_\_

\_\_\_\_\_

Teg Num 13:13-25 \_\_\_\_\_

\_\_\_\_\_

Teg Num 13:26-34 \_\_\_\_\_

\_\_\_\_\_

Teg Num 13:35-41 \_\_\_\_\_

\_\_\_\_\_

Teg Num 13:42-52 \_\_\_\_\_

\_\_\_\_\_

Teg Num 14:1-7 \_\_\_\_\_

\_\_\_\_\_

Teg Num 14:8-18 \_\_\_\_\_

\_\_\_\_\_

Teg Num 14:19-23 \_\_\_\_\_

\_\_\_\_\_

Teg Num 14:24-28 \_\_\_\_\_

\_\_\_\_\_

Teg Num 15:1-11 \_\_\_\_\_

\_\_\_\_\_

Teg Num 15:12-21 \_\_\_\_\_

\_\_\_\_\_

Teg Num 15:22-35 \_\_\_\_\_

\_\_\_\_\_

Teg Num 15:36-41 \_\_\_\_\_

\_\_\_\_\_

Teg Num 16:1-5 \_\_\_\_\_

\_\_\_\_\_



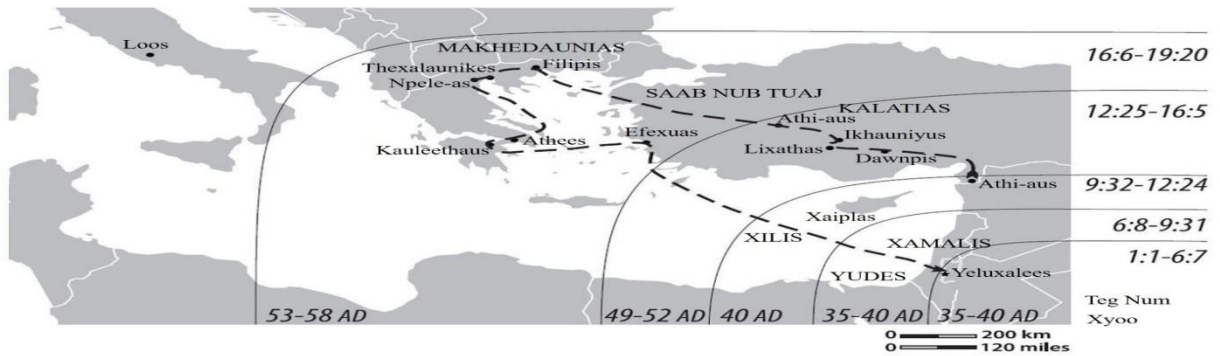
	<b>COV CAI TSEEB</b>	<b>SIS TIM</b>	<b>HLOOV</b>	<b>TXHIM KHU</b>
<i>Zaaj 4</i>	Txi <sup>1</sup> txbua yaam kws soj tau nuab san ca, cov cai tseemceeb siv huv Pawg ntseeg xubthawj	Ca le sis tim hab piv cov cai tseemceeb nuav nru <sup>g</sup> Pawg ntseeg nwanuav	Sis thaam tej yaam kws koj xaav hloov huv lub neej tug kheej, tsev neeg hab Pawg ntseeg nwg <sup>nuav</sup>	Y <sup>uav</sup> na caag hab thaus twg koj le nqeg teg hloov tej nuav huv koj lub neej, tsev neeg hab Pawg ntseeg nwg <sup>nuav</sup>
1				
2				
3				
4				
5				
6				
7				
8				
9				
10				

**Zaaj 5**

# Qheb dlaav Pawg ntseeg: Xeev Axios

## • Teg Num 16:6-19:20

Taamsim nuav peb pum kev txhawb Pawg ntseeg nyob saab ntug dlej Axios. Vaaj Ntsujplig taw qha meej kuas cov thwjtim moog tshaaj Txujmoo Zoo, txhawb cov thwjtim hab ntxiv cov txwjlaug rua huv Pawg ntseeg. Vaajtswv txujlug tseev tshaaj tsi tu, muaj yeej puv npo lub fwjchim.



**➔ Povlauj xaa Moo Zoo zag ob (Teg Num 15:39-18:20)**

**Soj:** Nyeem hab soj cov ntu Vaajlug Kub nraag qaab (Teg Num 16:6-19:20) hab sau cov ntsab lug tseemceeb hab muaj nqes qheb dlaav Pawg ntseeg nyob xeev Axios.

Teg Num 16:6-10 \_\_\_\_\_

\_\_\_\_\_

Teg Num 16:11-15 \_\_\_\_\_

\_\_\_\_\_

Teg Num 16:16-24 \_\_\_\_\_

\_\_\_\_\_

Teg Num 16:25-35 \_\_\_\_\_

\_\_\_\_\_

\_\_\_\_\_

Teg Num 16:36-40\_\_\_\_\_

\_\_\_\_\_

Teg Num 17:1-9\_\_\_\_\_

\_\_\_\_\_

Teg Num 17:10-15\_\_\_\_\_

\_\_\_\_\_

Teg Num 17:16-21\_\_\_\_\_

\_\_\_\_\_

Teg Num 17:22-31\_\_\_\_\_

\_\_\_\_\_

Teg Num 18:1-17\_\_\_\_\_

\_\_\_\_\_

Teg Num 18:18-23\_\_\_\_\_

\_\_\_\_\_

Teg Num 18:24-28\_\_\_\_\_

\_\_\_\_\_

Teg Num 19:1-10\_\_\_\_\_

\_\_\_\_\_

Teg Num 19:11-20\_\_\_\_\_

\_\_\_\_\_

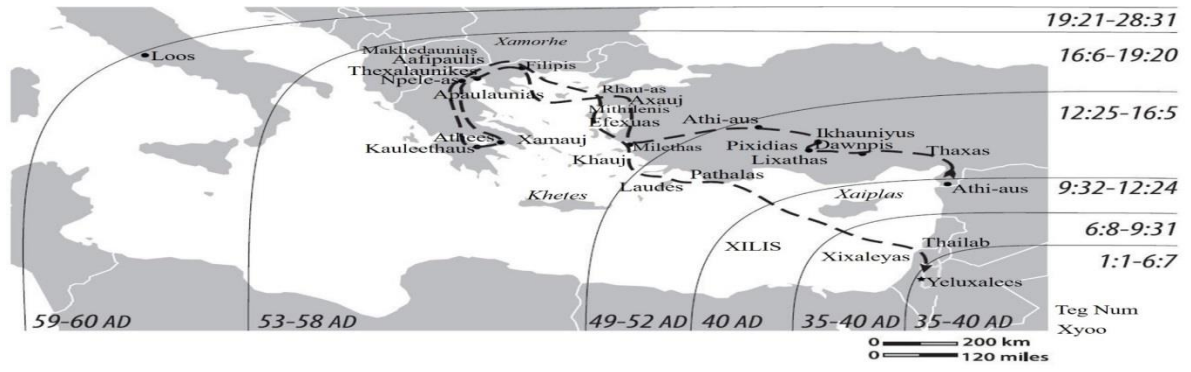
	<b>COV CAI TSEEB</b>	<b>SIS TIM</b>	<b>HLOOV</b>	<b>TXHIM KHU</b>
<i>Zaaf 5</i>	Txij txhua yaam kws soj fau muab sau ca, cov cai tseemceeb siv huv Pawg ntseeg xubthawj	Ca le sis tim hab piv cov cai tseemceeb nuav nrug Pawg ntseeg nwnuav	Sis thaam tej yaam kws koj xaav hloov huv lub neej tug kheej, tsev neeg hab Pawg ntseeg nwnuav	Yuav ua caag hab thaus twg koj le nqeg teg hloov tej nuav huv koj lub neej, tsev neeg hab Pawg ntseeg nwnuav
1				
2				
3				
4				
5				
6				
7				
8				
9				
10				

**Zaaj 6**

# Qheb dlaav Pawg ntseeg: Loos

## • *Phoo Teg Num 19:21-28:31*

Povlauj muaj kev npaaj moog Loos, taabsis qhov kws moog txug huv lub nroog le caag tseem yog ib ncuva kev kws nwg tsi nwm txug tsi paub ua ntej. Thaus kws tso cov txwjlaug huv Efexaus tseg, nwg moog txug Yeluxalees, thaaj chaw kws nwg raug nteg hab raug lam coj rua Xixas. Vim qhov ntawd, nwg xaj moog txug Loos, qhov nuav nwg ywjpheej tshaaj Txujmoo Zoo tsi raug txwv.



➔ **Povlauj xaa Moo Zoo zag peb Teg Num 18:23-21:17**

**Soj:** Nyeem hab soj cov ntu Vaajlug Kub nraag qaab (Teg Num 19:21-28:31) hab sau cov ntsab lug tseemceeb hab muaj nqes qheb dlaav Pawg ntseeg nyob nroog Loos.

Teg Num 19:21-41 \_\_\_\_\_

\_\_\_\_\_

Teg Num 20:1-6 \_\_\_\_\_

\_\_\_\_\_

Teg Num 20:17-38 \_\_\_\_\_

\_\_\_\_\_

Teg Num 21:1-6 \_\_\_\_\_

\_\_\_\_\_

Teg Num 21:17-26 \_\_\_\_\_

Teg Num 21:27-36 \_\_\_\_\_

Teg Num 21:37-22:21 \_\_\_\_\_

Teg Num 22:22-29 \_\_\_\_\_

Teg Num 22:30-23:11 \_\_\_\_\_

Teg Num 23:12-22 \_\_\_\_\_

Teg Num 23:23-35 \_\_\_\_\_

Teg Num 24:1-21 \_\_\_\_\_

Teg Num 24:22-25:27 \_\_\_\_\_

Teg Num 26:1-11 \_\_\_\_\_

Teg Num 26:12-32 \_\_\_\_\_

Teg Num 27:1-28:10 \_\_\_\_\_

Teg Num 28:11-31 \_\_\_\_\_

	<b>COV CAI TSEEB</b> Txij txhua yaam kws soj fau muab sau ca, cov cai tseemceeb siv huv Pawg ntseeg xubthawj	<b>SIS TIM</b> Ca le sis tim hab piv cov cai tseemceeb nuav nruug Pawg ntseeg nwnuav	<b>HLOOV</b> Sis thaam tej yaam kws koj xaav hloov huv lub neej tug kheej, tsev neeg hab Pawg ntseeg nwnuav	<b>TXHIM KHU</b> Yuav ua caag hab thaus twg koj le nqeg teg hloov tej nuav huv koj lub neej, tsev neeg hab Pawg ntseeg nwnuav
Zaaf 6				
1				
2				
3				
4				
5				
6				
7				
8				
9				
10				



**Zaaj 7**

**Qheb dlaav Pawg ntseeg:  
Ntawm Yeluxalees thoob qaab ntuj kawg ·  
Phoo Teg Num**

Koj nyavnyuas pib ib ncuva kev nev ua xaav tsi txug, tsi tau muaj dlua huv keebkwm. Tseeb tag, yaam kws ua rua ncuva kev nuav tub txawv hlo yog Vaaj Ntsujplig nqeg lug hab ua num muaj zug ntxhas. Nyob zaaj nuav, koj soj dlua 6 zaaj dlhau lug hab xaiv ib txuj cai tseemceeb ntawd txhua zaaj. Yuav tau ruaj khov tas cov cai koj xaiv ntawd yuav tsum yog nwg xwb, moog tshaab plawg phoo Teg Num hab puav leej phim rua txhua txuj hab txawm yog thaus twg.

**Zaaj 1 – Teg Num 1:1-6:7** Kevcai: \_\_\_\_\_

Sis thaam seb vim le caag koj xaiv nqai kevcai nuav? \_\_\_\_\_

\_\_\_\_\_

**Zaaj 2 – Teg Num 6:8-9:31** Kevcai: \_\_\_\_\_

Sis thaam seb vim le caag koj xaiv nqai nuav? \_\_\_\_\_

\_\_\_\_\_

**Zaaj 3 – Teg Num 9:32-12:24** Kevcai: \_\_\_\_\_

Sis thaam seb vim le caag koj xaiv nqai nuav? \_\_\_\_\_

\_\_\_\_\_

**Zaaj 4 – Teg Num 12:25-16:5** Kevcai: \_\_\_\_\_

Sis thaam seb vim le caag koj xaiv nqai nuav? \_\_\_\_\_

\_\_\_\_\_

**Zaaj 5 – Teg Num 16:6-19:20** Kevcai: \_\_\_\_\_

Sis thaam seb vim le caag koj xaiv nqai nuav? \_\_\_\_\_

\_\_\_\_\_

**Zaaj 6 - Teg Num 19:21-28:31** Kevcai: \_\_\_\_\_

Sis thaam seb vim le caag koj xaiv nqai nuav? \_\_\_\_\_

\_\_\_\_\_



## Zaaj 8

# Povlauj lub homphaj tshaaj Txujmoo Zoo

Povlauj yog tug “thawj ntse ntsuav” yog tug tsim tsa cov Pawg ntseeg ruajkhov hab luj hlub huv cov plawv nroog tuabneeg coob. Cov Pawg ntseeg nuav lub luag num muaj cai tsim dlua/txhawb cov Pawg ntseeg nyob puag ncig puab thaajtsaam moog dleb dlua. Ib yaam le peb tub lug sis thaam dlhau lawd, Povlauj tub dlha dlhau peb yaam kev nyuaj kawg le rua lub luag num tsim tsa Pawg ntseeg tam ntawd. Nwg tuab tsim tsa hab txhawb cov Pawg ntseeg zej zog muaj peevxwm nreg ruaj tau hab txaav ntxiv.

**Soj:** Nyeem hab soj cov nqai Vaajlug Kub nraag qaab hab sau ntsab lug tseemceeb ntawm Povlauj homphaj tshaaj Txujmoo Zoo kws nrhav pum huv Vaajtswv txujlug.

Mathais 16:18 \_\_\_\_\_

Mathais 28:19-20 \_\_\_\_\_

Teg Num 1:8 \_\_\_\_\_

Teg Num 2:1-4 \_\_\_\_\_

Teg Num 2:42-47 \_\_\_\_\_

Teg Num 11:22-26 \_\_\_\_\_

Teg Num 13:1-4 \_\_\_\_\_

Teg Num 14:7 \_\_\_\_\_

Teg Num 14:21 \_\_\_\_\_

PhoTeg Num 14:22 \_\_\_\_\_

Teg Num 14:23-27 \_\_\_\_\_

Loos 15:19-20 \_\_\_\_\_

# Dlaim av rua peb: Pawg ntseeg Athi-aus

Yog ca kuas muaj ib dlaim dluab lug ntawm ib Pawg ntseeg ruaj khov txawb sau Vaajlug Kub mas koj soj dlua Pawg ntseeg rua thaus kws qheb dlaav txug Athi-aus hab dleb dlua. Pawg ntseeg nuav luj hlub dlhau plaub ntus.

1. **Tsim tsa** hauv paug zej zog (Yeluxalees) Teg Num 2:38-47.

2. **Soj ntsoov** qhov kws qheb dlaav Moo Zoo ntawm Yudas txug haiv neeg nrau (Yeluxalees txug Athiaus) -Phoo Teg Num 3-12.

3. **Tsim tsa hab txhawb** cov Pawg ntseeg (Athi-aus) Phoo Teg Num 11:19-26.

4. **Txib moog** cov thawjcoj tub tau txheeb tshuaj hab povthawj tau tawm moog (Athi-aus thoob qaab ntuj) Teg Num 13:1-3.

## Povlauj kev npaaj muaj plaub ntus:Teg Num 11:19-14:26

1. **Tshaaj tawm** – coj txujlug Moo Zoo moog rua cov plawv nroog, Loos 15:14-21.

Kaujtsuam 1: Sau cov thwjtim xubthawj rov lug nyob uake, Teg Num 11:19-21.

Kaujtsuam 2: Qha Tug Khetos lub neej rua suavdlawg, Teg Num 11:26.

2. **Tsim tsa/txhawb** – Koom hum cov pawg thwjtim nuav rua huv Pawg ntseeg, Teg Num 14:22.

3. **Coj kawm** - Ntxiv cov txwjlaug kuas cob qha cov thwjtim, Teg Num 14:23.

4. **Qheb dlaav** – kws yog noog Vaaj Ntsujplig lub suab txib Nwg cov tubtxib tawm moog (Teg Num 13:1-3), kws txais paub hab txhawb kawm cov ua thawjcoj tshab – lossis cov kws raug hu lug ua tubtxib los yog tug kws Tsim tsa/Txhawb Pawg ntseeg (Teg Num 16:1-5), kws yog cob num tu Pawg ntseeg rua cov txwjlaug (Teg Num 20:17-28), kws taw qha txug tej num Tsim tsa/Txhawb Pawg ntseeg xyum rua cov tuabneeg ua ncaaj (1,2Timautes 2:2).

*Taamsim nuav koj lub hlwb xaav pum tau txujkev luj hlub Pawg ntseeg ntawd plaub ntus tseemceeb hab pum tau quas zug cov ntu tsim tsa dlhau dlua lwm ntu le caag:*



Koj has tau tawm lub ntsab lug ntawm lub luag num tsim tsa hab hloov tshab Pawg ntseeg le nuav:

**“Txujkev xaav huv lub luag num tsim tsa hab hloov tshab Pawg ntseeg yog tsim tsa cov Pawg ntseeg tshab ntawm cov cheeb tsaam tsi tau muaj hab txhawb cov Pawg ntseeg taabtom muaj nyob.”**

## **Zaaj 9**

### **Qauv Pawg ntseeg Athi-aus**

Thaus kws tub xaav ntau nqai Vaajlug Kub lawd, peb pum tau ib tug qauv tshab tshwm. Cov nqai Vaajlug Kub nuav yuav paab koj xaav tau ib Pawg ntseeg ruaj khov pib txij plaub kaujtsuam tseemceeb. Koj yuav saib cov kaujtsuam nuav lawv ib lub vooj yoojyim.

**Soj:** Nyeem hab soj cov nqai Vaajlug Kub nraag qaab hab sau cov feem Vaajlug Kub kws paab rua plaub qhov lossis txujcai ceev ntawd *Povlauj lub homphaj tshaaj Moo Zoo* huv Vaajtswv txujlug.

#### **Qheb dlaav**

**Mathais 28:19a**

---

---

**Teg Num 11:22-24a**

---

---

**Teg Num 13:1-3**

---

---

**Teg Num 16:1-4**

---

---

**Loos 15:19-20**

---

---

#### **Tshaaj Moo Zoo**

**Mathais 28:19**

---

---

**Teg Num 11:19-21**

---

---

**Teg Num 13:32**

---

---

---

**Teg Num 13:47-49**

---

---

---

---

---

---

**Teg Num 14:5-7**

---

---

---

***Tsim tsaa/Txhawb***

**Mathais 28:20**

---

---

---

**Teg Num 11:25-26**

---

---

---

**Teg Num 14:21-22**

---

---

---

**Teg Num 16:4-5**

---

---

---

**Teg Num 18:23**

---

---

---

***Coj kawm/Xyum***

**Teg Num 14:23**

---

---

---

**Teg Num 20:17-38**

---

---

---

---

**Efexaus 4:11-14**

---

---

**Titaus 1:5-9**

---

---

**1Petus 5:1-5**

---

---

---

---

---

**Xaav:** Pheeb sau cov nqai Vaajlug Kub nuav, koj sau cov ntsab 4 yaam tseemceebhab lossis lub luag num tseemceeb ntawd Povlauj lub homphaj tshaaj Moo Zoo kws koj xaav huv Vaajtswv txujlug kws txhua tug tuabneeg, tsev neeg hab Pawg ntseeg puav leej siv tau txawm yog nyob rua txuj kevcai twg hab sijhawm. (Txhua yaam tseemceeb)

**Tshaaj taw**\_\_\_\_\_

---

---

**Txhawb**\_\_\_\_\_

---

---

**Coj kawm**\_\_\_\_\_

---

---

---

**Qheb dlaav**\_\_\_\_\_

---

---

---

# Vaajtswv tug qauv tau qha tshwm

*Thaus kws xaav Vaajlug Kub, koj puas pum ib tug qauv zoo tshwm tuaj le?*

*Nrug rua ntau yaam sis txawv, muaj ib lub vooj yooj yim ca rua pum tau ib Pawg ntseeg muaj zug luj hlub le caag:*

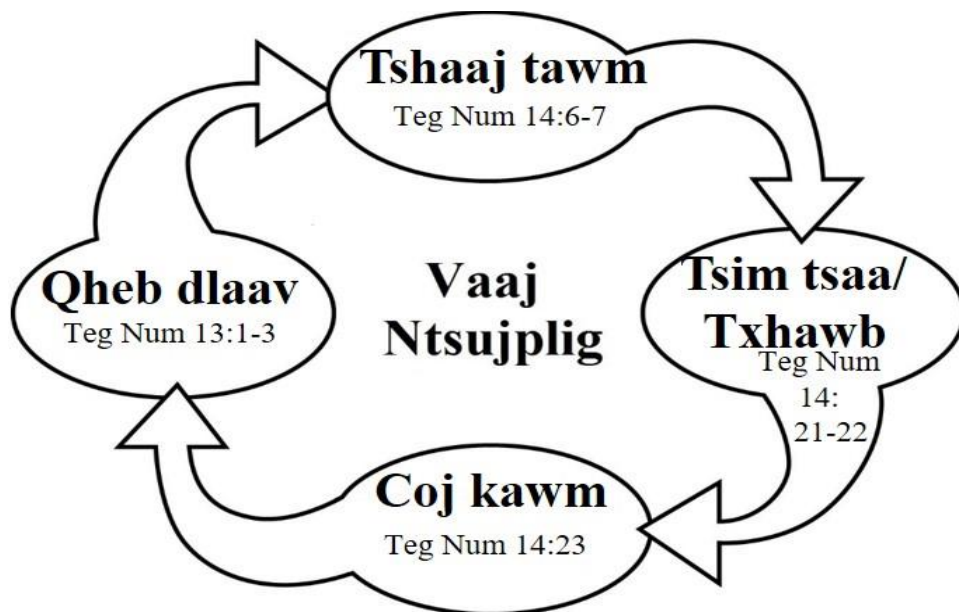
**Tshaaj tawm:** Nuav yog lub sijhawm zoo dlua dlais coj Txujmoo Zoo rua txhua tug.

**Tsim tsaa/Txhawb:** Ntawd nuav yog zoo lub sijhawm kws cov ntseeg muaj lub chaw txawb ruaj khov ntawm ntseeg hab huv Txujmoo Zoo.

**Coj kawm:** Ntawd nuav yog dlaim dluab ntxiv cov txwjlaug yog cov kws yug hab coj kev hab tu paab yaaj,kws yog Pawg ntseeg.

**Qheb dlaav:** Nuav yog ib kaujtsuam luj hlub ntawm Pawg ntseeg ruaj khov, kws yog coj Txujmoo Zoo rua tej tuabneeg nyob puagncig puab hab dleb dlua. Qhov puab luj hlub yog ntsuag Pawg ntseeg lub **peevxwm kws txib cov tubtxib tawm moog tsi yog tuav puab ca.** Lub vooj nuav tau pum moog moog lug lug ntau zag huv phoo Teg Num.

**Txhua yaam yuav ua txuas ntxiv yog le nuav:**



## **Npaaj num D**

### **Luj hlub koj lub homphaj**

Peb tub kawm tau ntau heev huv Vaajlug Kub. Taamsim nuav yog lub sijhawm xaus tej kevcai tseemceeb hab tshawb qhov kws Vaajtswv yuav siv koj ntawm koj cheebtsaam hab pib Pawg ntseeg tshab lossis hloov tshab Pawgnsteeg taabtom nyob. Qhov kev npaaj num nuav yuav paab koj kuas koj yuav ua tav cov kev npaaj num tshooj 7. Koj sau koj tej lug teb rua nraag qaab nuav.

1. Sau ib lub homphaj paiv taub hab yoojyim rua qhov num pib ib Pawg ntseeg tshab ntawm thaaj tsaam kws tsi tau muaj, hab homphaj nuav yeej siv tau txawm yuav yog txuj kevcai twg hab lub sijhawm twg.

---

---

---

---

---

---

---

---

---

---

2. Qha tawm ib lub homphaj kws yog hloov tshab lossis txhawb Pawg ntseeg taabtom muaj, kws lub homphaj nuav siv tau rua txawm yuav nyob rua txuj kevcai twg hab sijhawm twg.

---

---

---

---

---

---

---

---

---

---

3. Koj yuav ua lawv lub homphaj tsim tsa Pawg ntseeg tshab, lossis hloov tshab Pawg ntseeg taabtom muaj ntawd koj tug kheej le caag kws yog txuas rua txhua yaam koj tub kawm huv phoo Teg Num nrug rua koj Pawg ntseeg nwgnuag?

---

---

---

---

---

---

---

---

---

---

4. Sau txhua yaam kws koj yuav xaav taj thov rua koj lub luag num yuav pi bib Pawg ntseeg tshab lossis hloov tshab Pawg ntseeg huv koj zog hab dleb dlua.

---

---

---

---

---

---

---

---

---

---

---

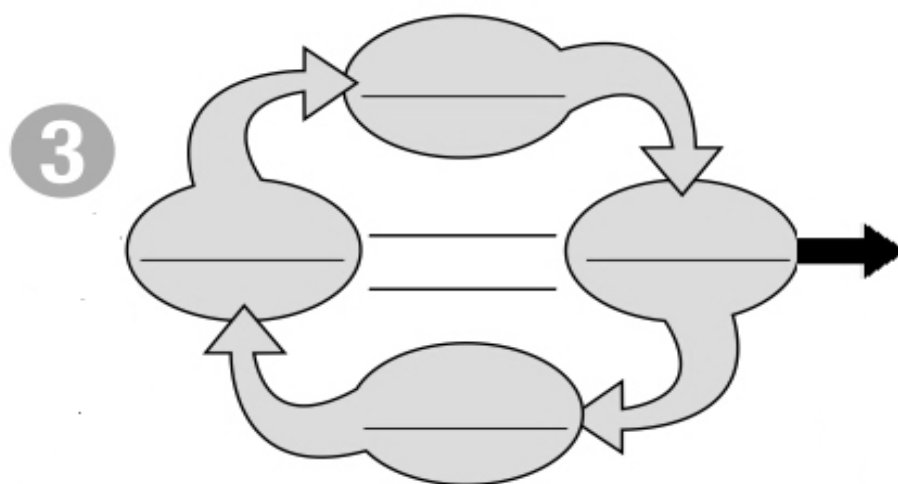
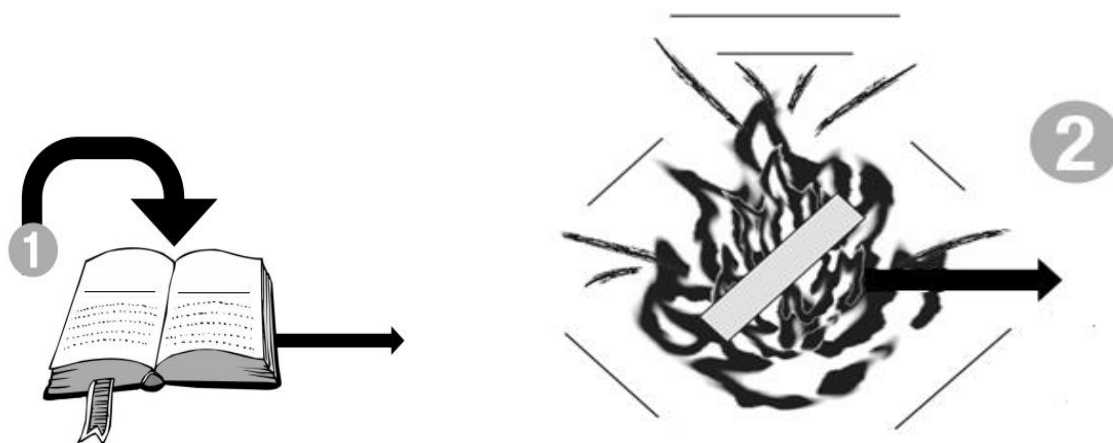
---

5. Pib thov Tswv tamsim nuav, thov ib leeg lossis koom coob leej thov!

**Faaj** Cov Pawg ntseeg kws tub muaj nyob lawd yog tsi txiv mas yuav tau soj dlua 4 kaujtsuam sau hab saib yog nwg tsi muaj zug rua kaujtsuam twg. Nuav yog zoo caijnyoog rua rov saib dlua cov kevcai huv Vaajlug Kub hab nug Vaaj Ntsujplig rua qhov tseemceeb nuav huv Pawg ntseeg. Zoo le Pawg ntseeg Kalatias, kev ntseeg cuav muab saib “Txujmoo Zoo tseeb” hab tub nyag Pawg ntseeg lub zug ua rua nwg auv quas pob. Cov Pawg ntseeg kws tsi tau txhawb hab cob qha zoo yuav qheb dlaav tsi tau ntawm nwg lub zug zoo le Pawg ntseeg Thexalaunikes (1Thexalaunikes1:2-10). Ib qhov tseemceeb ntxiv hab kws ncu tas cov kaujtsuam nuav tej zag ua num tau rua ua ke rua ib qaib twg. Peb caw koj ca le thov Tswv ntau dlua rua thaus kws dlau zaaj kawm nuav.



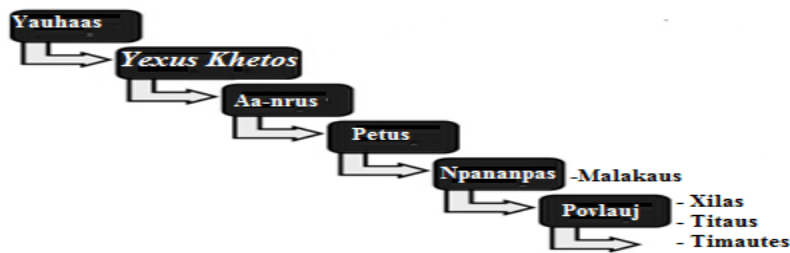
*Soj Tshooj 1, 2 hab 3 ua ntej hlaa moog Tshooj 4 kws yog dlhos rua cov kem tsi tau muaj dlaabtsi le kws tsi tag saib huv ntawv.*



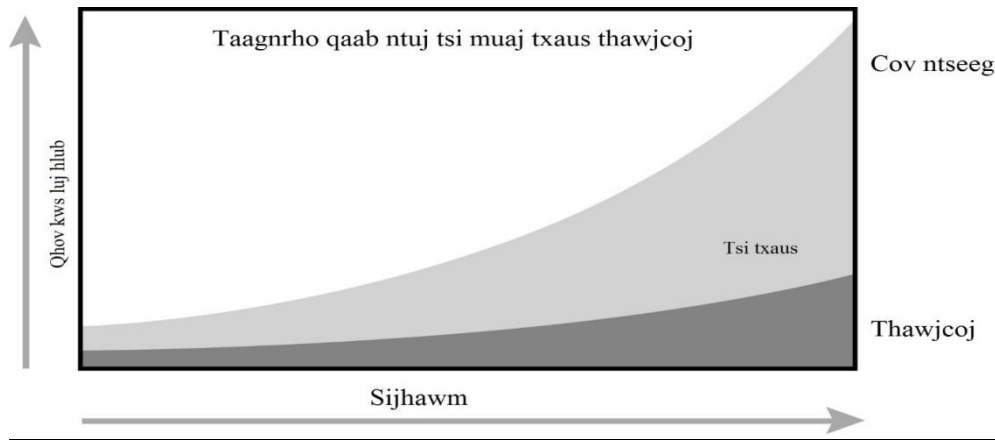
# Tshooj 4

## KEV TWV RUA PEB

# Luj hlub cov thawjcoj sab ncaaj huv Pawg ntseeg



Tseeb meej muaj ib txha thawjcoj taabtom saib tug qauv qhuab qha tsa cov tubkawm hab cob qha thawjcoj nyob saab Nub Poob zoo dlua qhov Tswv Yexus hab Pawg ntseeg thawj hlo tub qhuab qha cov tubkawm, vim tsi yog le ntawd mas puab tub tig rov lug xyum Lawv Tswv Yexus hab Pawg ntseeg thawj hlo tug qauv cob qha tubkawm le caag. Yog le, cov kevcai cob qha nwgnuav muaj keebkwm qhov twg lug? puas yog huv Vaajlug Kub? Hab tug qauv ntawd puas yuav zoo dlua? Thaus kws koj saib Pawg ntseeg thawj hlo qheb dlaav, saib cov thwjtim hab cov thwjtim xubthawj lub neej, qhov ncha ntawd thoob nplajteb le caag? Koj yuav tsum koos nyaam tas najnub nuav peb ua tsi tau zoo tshaaj puab ntawd teg num cob qha tsim tsa tej thawjcoj tubtxib. Tseem muaj ib qhov dlaabtsi nraim nkoos huv cov kevcai kws peb tseem taabtom siv. Cov thwjtim thawj hlo puv npo Vaaj Ntsujplig dlawbhuv, hab txaus sab muab taagnrho txhua yaam ntawd tug kheej pub rua Tswv Yexus Khetos, koj nplajteb rov lug noog tug Khetos. Yuav kuas paub tseeb txug qhov tsi txaus rua cov thawjcoj Pawg ntseeg najnub nuav caw peb saib dlaim dluab nraag qaab nuav:



**Sis thaam paab pawg:** Vim le caag kev luj hlub cov thawjcoj lawv tsi cuag kev luj hlub ntaw Pawg ntseeg? \_\_\_\_\_

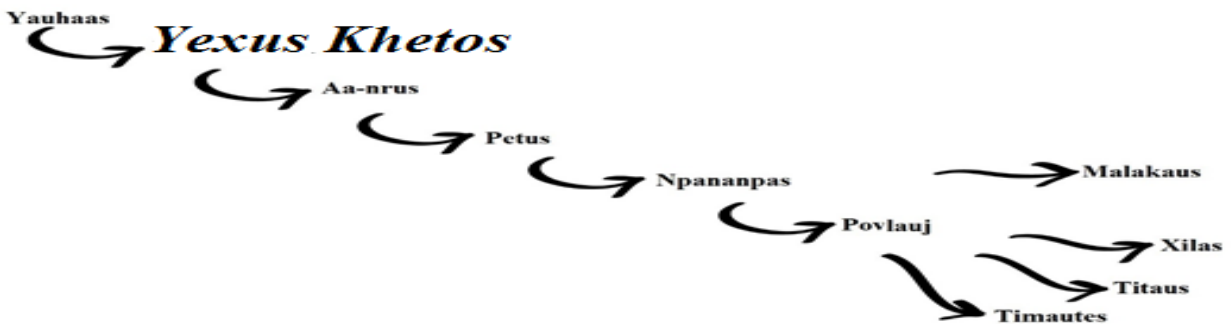
\_\_\_\_\_

Yuav ua le caag peb txhaj tu ncu tau lossis thim tau qhov kws tsi muaj txaus thawjcoj rua peb tam nuav? \_\_\_\_\_

\_\_\_\_\_

Taamsim nuav phaab txuas ntxiv moog, peb saib plaub yaam poob lawd ntawd cov thawjcoj Pawg ntseeg najnub nua, nwg ntxiv rua Pawg ntseeg auv ob tsi hlub, hab nchaa rua teg num qheb dlaav. Hauv lub Koom Txoos thaum ntxov, kev tsim kho thiab kev sib npaug yog qhov tseem ceeb heev rau kev ua tau zoo thiab kev cuam tshuam rau hauv lub ntiaj teb. Yog li ntawd, cia peb rov qab mus thiab saib cov thwjtim thaum ntxov uas tau hloov lawv lub ntiaj teb rov qab los rau ntawm Yexus. Peb cia li pib ntawm tus yaj saub uas tau tso txoj kev rau Yexus; koj puas paub nws lub npe? \_\_\_\_\_. Nws hais txog txoj ntsiab cai tseem ceeb uas ua rau cov tub txib ua thawj coj hauv lub Koom Txoos thaum ntxov uas peb xav tau hnuv no. Yauhas kev coj ua thawj coj thiab kev coj ua thawj coj tsis muaj kev ntseeg hais tias Yexus yuav tsum nco ntsoov nce ntxiv thiab Yauhas (peb) yuav tsum txo qee lub sijhawm (Yauhas 3:30). Tom qab ntawd, leejtwg yog thawj tug thwjtim hu ua Yexus? \_\_\_\_\_. Ces nws txawm mus thiab coj nws tus kwv Petus, thiab kaum ob tug thwjtim tau raug hu thiab tau xaiv los ua "nrog" Yexus kom Nws xa lawv tawm (Malakaus 3:14).

Thaum lub Koom Txoos Thaum Yawg hlob nyob hauv Yeluxalees nrhiav ib tug txiv neej tseem ceeb xa mus rau Antioch, lawv tau xaiv ib tug txiv neej uas muaj kev ntseeg thiab tus Ntsuj Plig, los ntawm Barnabas lub npe, uas feem ntau yuav kawm nyob rau hauv Petus. Nov yog los ntawm Npananpas, nws tau koom tes los ntawm tus Thwj Tim Povlauj los ntawm Tarsus, uas txhawb nqa los yog tsim tsa pawg ntseeg Antioch, uas ua rau lub hauv paus kom pib coj txoj moo zoo rau lub ntiaj teb.



Tam sim no cia peb rov qab mus rau cov Vaj Lug Kub hauv Tshooj 10-11 thiab pom li cas cov thawj coj tau tshwm sim thiab tau tsim thiab raug xa tawm hauv lub Koom Txoos Ntxov. Peb yuav pom hais tias cov tubtxib ua haujlwm hauv pawg ntseeg li cas thiab tau kawm lwm tus tubtxib rau lwm tiam neeg.

*Vaajtswv kev npaaj rua cov thawjcoj muaj muaj peevxwm huv huv Pawg ntseeg*

## **Zaaj 10**

### **I. Cov Tubtxib nto moo huv Pawg ntseeg xubthawj**

#### **•Phoo Teg Num 4:36-11:30**

**Taw qha:** Teb cov zaaj lug nug nraag qaab nuav chaw txawb yog cov nqai Vaajlug Kub ntawd ib saab txhua zaaj lug nug.

*Npananpas tug cwjpum tub qha paub (Phoo Teg Num 4:36-37; 9:26-27)*

1). Koj kawm tau dlaabtsi ntawd nwg lub npe Npananpas? (Phoo Teg Num 4:36)\_\_\_\_\_

\_\_\_\_\_

2). Yaam dlaabtsi ua rua koj xaav tas Npananpas txaus sab hlo pub rua Vaajtswv siv? (Phoo Teg Num 4:37)\_\_\_\_\_

\_\_\_\_\_

3). Qhov kws Npananpas noog lug huv qaab lub fwjchim txhais tau le caag? (Phoo Teg Num 4:37b)\_\_\_\_\_

\_\_\_\_\_

4). Vim le caag txhaj has tas Npananpas yuav yog ib tug koom teg zoo rua teg dlejnum? (PhooTeg Num 9:26-27)\_\_\_\_\_

\_\_\_\_\_

*Npananpas tau Pawg ntseeg Yeluxalees xaa moog (Phoo Teg Num 11:19-23)*

5). Vim le caag Npananpas txhaj tau txib moog txug Athi-aus? (Phoo Teg Num 11:19-23)\_\_\_\_\_

\_\_\_\_\_

6). Npananpas tub ua dlaabtsi thaus moog txug Athi-aus? (Phoo Teg Num 11:23b)\_\_\_\_\_

\_\_\_\_\_

*Qhov kws zoo huv Npananpas ntawd teg num tsim tsa Pawg ntseeg (Phoo Teg Num 11:24-26).*

7). Npanannpas yog tuabneeg zoo le caag? (Phoo Teg Num 11:24)\_\_\_\_\_

\_\_\_\_\_

8). Npananpas tau puv npo Vaaj Ntsujplig dlawbhuv. Vim le caag qhov nuav yuav tseemceeb heev? (Phoo Teg Num 11:24)\_\_\_\_\_

---

---

9). Vim le caag najnub nua qhov tseemceeb kws puv npo Vaaj Ntsujplig dlawbhuv txhaj tsi saib sab?\_\_\_\_\_

---

---

10). Npananpas yog tug muaj kev ntseeg. Muaj kev ntseeg yog le caag? (Phoo Teg Num 11:24)\_\_\_\_\_

---

---

11). Leej twg tub tau Npananpas thov paab? Vim le caag? (Phoo Teg Num 11:25, 26)\_\_\_\_\_

---

---

12). Npananpas hab Povlauj nyob Athi-aus ntev npaum caag? Ob tug ua dlaabtsi lub sijhawm ntawd? (Phoo Teg Num 11:26)\_\_\_\_\_

---

---

13). Cov thwjtim xubthawj huv Athi-aus hu le caag? (Phoo Teg Num 11:26b) vim le caag?

---

---

**Lug sis thaam:** Qhov tseemceeb nyob huv Npananpas lub neej kws zoo txaus Pawg ntseeg pum tau hab txib moog txug Athi-aus yog dlaabtsi?\_\_\_\_\_

---

---

---

---

Vim le caag najnub nuav luas txhaj saib sab dlaim ntawv povthawj (Diploma) tshaaj qhov kws puv npo Vaaj Ntsujplig dlawbhuv?\_\_\_\_\_

---

---

---

---

## II. Phoo Cov Tubtxib Pawg ntseeg xub thawj txib moog. *Phoo Cov Tubtxib 13:1-14:27.*

### *Phoo Cov Tubtxib tub tau cob qha kuas txib moog (Phoo Cov Tubtxib 13:1-4)*

1). Leej twg yog tug thawj koj, cov Cev Lug hab xibfwb huv Pawg ntseeg Athi-aus? (Phoo Cov Tubtxib 13:1).

\_\_\_\_\_

\_\_\_\_\_

2). Raws koj, cov thawjcoj nuav tau cob qha hov twg? (Phoo Cov Tubtxib 13:1) \_\_\_\_\_

\_\_\_\_\_

\_\_\_\_\_

3). Raws le koj, ob tug thawjcoj tshwj xeeb yog leej twg? (Phoo Cov Tubtxib 13:1-2) \_\_\_\_\_

\_\_\_\_\_

\_\_\_\_\_

4). Thaug nov Vaaj Ntsujplig dlawbhuv lub suab puab taantom ua dlaab tsi? (Phoo Cov Tubtxib 13:2). \_\_\_\_

\_\_\_\_\_

\_\_\_\_\_

5). Leej twg txib Povlauj hab Npananpas? (Phoo Cov Tubtxib 13:2-4). \_\_\_\_\_

\_\_\_\_\_

\_\_\_\_\_

6). Leej twg hab tub koom nrug qhov kws txib ob tug tubtxib nuav moog? (Phoo Cov Tubtxib 13:1-4). \_\_\_\_

\_\_\_\_\_

\_\_\_\_\_

7). Koj qha taagnrho qhov huv dlaim dluab nuav kws txib ob tu moog. (Phoo Cov Tubtxib 13:1-4) \_\_\_\_\_

\_\_\_\_\_

\_\_\_\_\_

### *Phoo Cov Tubtxib muaj ib lub homthawj (Phoo Cov Tubtxib 14:21-27).*

8). Vim li cas koj thiaj xav tias lawv raug hu ua cov ntseeg? (Phoo Cov Tubtxib 14:6; 21a). \_\_\_\_\_

\_\_\_\_\_

\_\_\_\_\_

9). Thaug kawg ntawm Kev npaaj tshaaj xuv zoo yog dlaab tsi? (Phoo Cov Tubtxib 14:21b) \_\_\_\_\_

\_\_\_\_\_

\_\_\_\_\_

10). Vim le caag cov tubtxib txhaj rov rua moos Lixathas, Ikhauniyus hab Athi-aus? (Phoo Cov Tubtxib 14:21). \_\_\_\_\_

\_\_\_\_\_

\_\_\_\_\_

11). Cov tubtxib tub ntxiv leej twg rua txhua Pawg ntseeg? (Phoo Cov Tubtxib 14:23) \_\_\_\_\_

\_\_\_\_\_

12). Ua le caag puab ntxiv cov tuabneeg ntawm? (Phoo Cov Tubtxib 14:23) \_\_\_\_\_

\_\_\_\_\_

13). Cov yubtxib tub muab cov txwjlaug cob rua leej twg? (Phoo Cov Tubtxib 14:23b) \_\_\_\_\_

\_\_\_\_\_

14). Cov tubtxib rov qaab rua thaaj chaw twg thaug kws xaa txuj xuv zoo tav lawm? \_\_\_\_\_

Vim le caag? (Phoo Cov Tubtxib 14:26-27) \_\_\_\_\_

\_\_\_\_\_

\_\_\_\_\_

\_\_\_\_\_

\_\_\_\_\_

\_\_\_\_\_

**Kev Txawj Ntse:** Raws li cov nqe lus no, sau txog cov ntsiab lus tseem ceeb thiab cov hauj lwm uas tau pab hauv cov thwj tim tau tsim nyob hauv lub Koom Txoos thaum ntxov. Thaug Vaaj Ntsujplig dlawbhuv txib puab taabtom ua dlaab tsi? \_\_\_\_\_

\_\_\_\_\_

\_\_\_\_\_

\_\_\_\_\_

\_\_\_\_\_

\_\_\_\_\_

**Daim Ntawv Thov:** Yuav ua li cas thiab thaum twg koj thiaj yuav hloov tau cov kev qhia no? \_\_\_\_\_

\_\_\_\_\_

\_\_\_\_\_

\_\_\_\_\_

\_\_\_\_\_

\_\_\_\_\_

**III. Phoo Cov Tubtxib tau xaiv hab cob qha cov txwjlaug nyob huv Pawg ntseeg xub thawj· Phoo Cov Tubtxib 20:17-38.**

***Povlauj lub homthawj cob qha cov txwjlaug (Phoo Cov Tubtxib 20:17-26).***

- 1). Povlauj tub nyob hov twg thaug moog txug Efexaus? (Phoo Cov Tubtxib 20:18) \_\_\_\_\_  
\_\_\_\_\_
- 2). Povlauj tub tu cov ntseeg Efexaus le caag? (Phoo Cov Tubtxib 20:19) \_\_\_\_\_  
\_\_\_\_\_
- 3). Povlauj tub qha dlaab tsi rua puab? (Phoo Cov Tubtxib 20:20) \_\_\_\_\_  
\_\_\_\_\_
- 4). Povlauj tub qha rua puab nyob twg? (Phoo Cov Tubtxib 20:20) \_\_\_\_\_  
\_\_\_\_\_
- 5). Povlauj tub ua timkhawv txug dlaab tsi? (Phoo Cov Tubtxib 20:21) \_\_\_\_\_  
\_\_\_\_\_
- 6). Povlauj tsi suav yaam twg ua yuav tsum yog? Vim le caag? (Phoo Cov Tubtxib 20:24) \_\_\_\_\_  
\_\_\_\_\_
- 7). Lub homthawj hab teg num ntawm Povlauj yog dlaab tsi? (Phoo Cov Tubtxib 20:24) \_\_\_\_\_  
\_\_\_\_\_

***Povlauj qha rua cov txwjlaug (Phoo Cov Tubtxib 20:27-32)***

- 8). Povlauj tuab qha yaam dlaab tsi rua puab? (Phoo Cov Tubtxib 20:27) \_\_\_\_\_  
\_\_\_\_\_
- 9). Povlauj xaav kuas puab ua tuab zoo ceev faaj dlaab tsi? (Phoo Cov Tubtxib 20:28) \_\_\_\_\_  
\_\_\_\_\_
- 10). Pawg ntseeg tub tau txhiv tug nqe le caag? (Phoo Cov Tubtxib 20:28b) yog le, Pawg ntseeg yuav yog leej twg le? \_\_\_\_\_  
\_\_\_\_\_
- 11). Leej twg yuav nkaag lug rua Pawg ntseeg thaug Povlauj tawm lawm? (Phoo Cov Tubtxib 20:29) \_\_\_\_\_  
\_\_\_\_\_
- 12). Tug ntawm yuav ua le caag rua Pawg ntseeg? (Phoo Cov Tubtxib 20:29-30) \_\_\_\_\_  
\_\_\_\_\_
- 13). Cov maa nyaum ntawm tuaj hov twg tuaj? (Phoo Cov Tubtxib 20:30) \_\_\_\_\_  
\_\_\_\_\_



14). Povlauj ceebtoom rua puab dlaab tsi? (Phoo Cov Tubtxib 20:31) \_\_\_\_\_

15). Povlauj ceebtoom le caag? (Phoo Cov Tubtxib 20:31) \_\_\_\_\_

16). Povlauj tub muab puab cob rua leej twg, lug ntawm yaam dlaab tsi? (Phoo Cov Tubtxib 20:32) \_\_\_\_\_

***Tug qauv ntawm Povlauj rua cov txwjlaug (Phoo Cov Tubtxib 20:33-35)***

17). Povlauj tsi ntsej txug dlaab tsi? (Phoo Cov Tubtxib 20:33, 34) \_\_\_\_\_

18). Vim le caag koj txhaj xaav tas Povlauj kuj ua dlejnum? (Phoo Cov Tubtxib 20:34) \_\_\_\_\_

19). Rua qhov khwv ua dlejnum, Povlauj tub qha rua puab pum yaam dlaab tsi? Vim le caag? (Phoo Cov Tubtxib 20:35). \_\_\_\_\_

***Txuj kev sis raug ntawm Povlauj hab cov txwjlaug (Phoo Cov Tubtxib 20:36-38)***

20). Povlauj tub ua yaam dlaab tsi rua cov txwjlaug ua ntej Povlauj yuav ncaim puab moog? (Phoo Cov Tubtxib 20:36) \_\_\_\_\_

21). Qha tawm txuj kev sis raug zoo ntawm Povlauj nrug rua cov txwjlaug. (Phoo Cov Tubtxib 20:37-38) \_\_\_\_\_

**Key Sib Tham:** Muaj pes tsawg xyoo Povlauj nyob nrog lub Koom Txoos Efexaus? \_\_\_\_\_  
Txij li thaum tsis muaj ib qho chaw cob qhia, Povlauj tau cob qhia cov xibhwb / tus txwj laug  
hauv Efexaus thiab Cov Thawj Cov Ntxhais thaum ntxov li cas? \_\_\_\_\_

Yog vim li cas txoj kev kawm thiab cov koom haum kawm tau qee zaum xav tias yuav zoo dua  
thiab xav hnub no ntau tshaj qhov kev cob qhia thiab kev paub ntawm tus kheej hauv tsev neeg  
hauv lub Koom Txoos? \_\_\_\_\_

## **IV. Phoo Cov Tubtxib cob qha lwm cov tubtxib: Phoo Cov Tubtxib 16:1-20:3; 1Timautes;Titaus; 2Timautes.**

**Lus Cim:** Saib xyuas lub Koom Txoos cov Koom Txoos Kev Qhuab Qhia Biblically, sab 205.

***Povlauj xaiv tug tubtxib kws tau Pawg ntseeg sim (Phoo Cov Tubtxib 16:2-5).***

1). Tug tubtxib kws Povlauj ntsib huv moos Lixathas? (Phoo Cov Tubtxib 16:1) \_\_\_\_\_

2). Timautes lub hauvpaug kev ntseeg yog hov twg? (2Timautes 1:5) \_\_\_\_\_

3). Vim le caag Povlauj xaiv Timautes? (Phoo Cov Tubtxib 16:2) \_\_\_\_\_

4). Povlauj xaav ua dlaab tsi rua Timautes? (Phoo Cov Tubtxib 16:3) \_\_\_\_\_

5). Povlauj cob qha Timautes le caag? (Phoo Cov Tubtxib 16:3-4) \_\_\_\_\_

6). Cob qha txug thaug kawg zoo le caag? (Phoo Cov Tubtxib 16:5) \_\_\_\_\_

***Povlauj tsaab ib pawg tuabneeg paab nwg (Phoo Cov Tubtxib 18:24-28;20:4).***

7). Muaj ib txha tub paab Povlauj puab yog leej twg? (Phoo Cov Tubtxib 18:24-28) \_\_\_\_\_

8). Puab tub tau qha txhua yaam zoo, ncaajnceeg le caag?? (Phoo Cov Tubtxib 18:24-26) \_\_\_\_\_

9). Has tawm qhov ua tau zoo kawg ntawm puab Kev npaaj kws qha Vaajlug Kub. (Phoo Cov Tubtxib 18:27-28) \_\_\_\_\_

10). Qhov kev sib txawv ntawm kev cob qhia rau kev ua haujlwm thiab kev cob qhia hauv lub koom txoos yog li cas? (Tubtxib Tes Haujlwm 20: 4, 18, 31) \_\_\_\_\_

11). Yexus ua li cas los yog cob qhia Nws cov thwj tim kom raug xa tawm? (Malakau 3:14) \_\_\_\_\_

***Povlauj cov lus qhia tau hais txog Timaute thiab Titus tus cwj pwm (1& 2Timautes thiab Titus.).***

12) Piv xam hais tias, sai sai (1&2Timautes thiab Titus) thiab sau cov lus uas Povlauj siv los piav txog tus thawj coj! \_\_\_\_\_

\_\_\_\_\_

13) Rov qab saib thiab saib Barnabas tus cwj pwm (Ntu I, phab 69), thiab sau ntau yam kev coj zoo li koj tau hais txog Barnabas. Koj yuav xav tsis thooob vim phau Vajlugkub muaj ntau yam hais txog nws! \_\_\_\_\_

\_\_\_\_\_

***Povlauj siv tubtxib tsim tsaaw Pawg ntseeg tub muaj (Titaus).***

14). Ua caag Povlauj ca Titaus nyob koog povle Khetes? (Titaus 1:5) \_\_\_\_\_

\_\_\_\_\_

15). “Teeb dlejnum” txhais le caag? (Titaus 1:5-9) \_\_\_\_\_

\_\_\_\_\_

16). Povlauj kuas Titaus yuav tsum qha dlaab tsi? (Titaus 2:1) \_\_\_\_\_

\_\_\_\_\_

17). Qha tawm qhov Povlauj xaav has rua thaug nwg siv “tej lug zoo” lossis “yaam zoo”. (Titaus 2:2ff) \_\_\_\_\_

\_\_\_\_\_

**Key Tshawb Fawb:** Vim li cas tus cwj pwm thiaj li tseem ceeb rau cov thawj coj hauv pawg ntseeg raws li 2Timautes 2: 20-22? \_\_\_\_\_

\_\_\_\_\_

Vim li cas niaj hnuv no lub Koom Txoos feem ntau qhia ntau yam ntxiv txog kev kawm ntawv thiab txoj cai dua li ntawm tus cwj pwm? \_\_\_\_\_

\_\_\_\_\_

\_\_\_\_\_

## V. Cov tubtxib cob qha txheej tomqaab • 2 Timautes

**Cob qha cov muab ncaajnceeg sab npuab (2Timautes 2:2).**

1). Raws le Povlaj tej lug qha, tug tuabneeg zoo le caag maam cob dlej num rua? (2Timautes 2:2) \_\_\_\_\_

2). Cov tuabneeg nuav tau cai ua dlejnum dlaab tsi? (2Timautes 2:2) \_\_\_\_\_

**Timautes dlejnum (2Timautes 4:1-5).**

3). Povlaj saam fwm Timautes yuav tsum ua? (2Timautes 4:1-5) \_\_\_\_\_

4). Vim le caag lub luag dlejnum nuav txhaj yuav tsum yog? (2Timautes 4:1-5) \_\_\_\_\_

**Qhov kws Povlaj yuav tso puab tseg (2Timautes 4:6-18)**

5). Povlaj txuj kev xaav ntawm lub neej dlhau lug ha blub neej tom hauv ntej ntawg nwg yog dlaab tsi? (2Timautes 4:6-9) \_\_\_\_\_

6). Dlaab tsi tshwm rua Demas–Povlaj tug tub kawm ? (2Timautes 4:9-10) \_\_\_\_\_

7). Raws le Phoo Cov Tubtxib 15:37-40, vim le caag sijhawm nuav Povlaj xaav tau Malakaus? (2Timautes 4:11) \_\_\_\_\_

8). Povlaj tub dlaws kev nyuaj nrug Alexaadaws le caag ? (2Timautes 4:14-15) koj kawm tau dlaab tsi ntawm Povlaj rua Alexaadaws? \_\_\_\_\_

**Kev Tshaj Tawm:** Vim li cas thiaj tseem ceeb kom peb cob qhia cov thawj koj ncaj ncees uas yuav cob qhia lwm tus thawj koj? \_\_\_\_\_

**Daim Ntawv Thov:** Puas yog koj cob qhia ib tug thwj tim uas muaj siab ntseeg uas yuav txawj qhia lwm tus? Yog tsis yog, vim li cas ho tsis, thiab koj puas yuav ua rau koj thov Vajtsvwi thiab nrhiav Timaute koj tuaj yeem qhia? \_\_\_\_\_

# Zaaj 11

## Vaajtswv hu hab xaiv dlua

### I. lwm cov thawj coj.

Vaajtswv tsi hu hab xaiv cov thawjcoj kws coj raws nplajteb txuj kev qhuas. Ib yaamle, thaug kws Tswv Yexus xaiv 12 tug tub kawm ca ua Nwg Txiv Kev npaaj yuav tsum yog tshaaj. Nwg tsi xaiv tug twg kws kawm huv tej tsev kawm kev ntseeg. Taabsis tshaab plawg phoo Vaajlug Kub, qhov Vaajtswv xaiv cov thawjcoj txawv dleb qhov tuabneeg nplajteb xaiv.

1). Raws le 1Kauleethaus 1:26 Tswv Yexus tsi hu hom tuabneeg zoo le caag? \_\_\_\_\_

\_\_\_\_\_

2). Raws le 1Kauleethaus 1:27-28 leej twg tau Vaajtswv xaiv? \_\_\_\_\_

\_\_\_\_\_

3). Raws le 1Kauleethaus 1:29 vim le caag Vaajtswv xaiv hom neeg nuav? \_\_\_\_\_

\_\_\_\_\_

4). Huv Cov Thawjcoj 6:11 Kideoos tseem taabtom ua dlaab tsi thaug kws Vaajtswv tug timtswv tshwm nrug nwg? \_\_\_\_\_

\_\_\_\_\_

5). Raws le Cov Thawjcoj 6:12-15 Kideoos teb Vaajtswv lub suab hu le caag ?

\_\_\_\_\_

6). Raws le Cov Thawjcoj 6:16 Vaajtswv teb Kideoos le caag ? \_\_\_\_\_

\_\_\_\_\_

7). Raws le Cov Thawjcoj 7:2-4 ua caag 32.000 leej ho coob tshaaj kws tiv rog tawm tsaam quas pua txheeb cov neeg Midees? \_\_\_\_\_

\_\_\_\_\_

8). Raws le Cov Thawjcoj 7:7 thaug kawg tug Tswv tseg pis tsawg leej nrug Kideoos ntaus rog? \_

\_\_\_\_\_

9). Raws le Tsiv Dlim 3:11; 4:1,10,13 Mauxej cov lug caam thawj nrug tug Tswv yog le caag?

\_\_\_\_\_

\_\_\_\_\_

10). Raws le Tsiv Dlim 3:12; 4:11-12 Vaajtswv teb Mausej le caag?

---

---

---

11). Raws le 1Samuyees 16:6-13 ua caag Vaajtswv xaiv Daviv? Yawm yog ib tug nyuasmiv yug yaaj, yog Yexis tug tub ntxawg. Vim le caag Vaajtswv tsi xaiv dlua lwm tug tub ho xaiv yawm?\_\_

---

---

---

12). Qhov txawv ntawm Vaajtswv xaiv hab tuabneeg nplajteb xaiv yog dlaab tsi? (1Samuyees 16:7) \_\_\_\_\_

---

13). Nyob Phoo Cov Tubtxib 4:13 cov txwjlaug, cov xibfwb txawj ntse, pov thawj luj hab tuabneeg coob heev, paub Petus hab Yauhaas yog tuabneeg zoo le caag ? \_\_\_\_\_

---

14). Huv Phoo Cov Tubtxib 4:13 yaam dlaab tsi ua rua puab paub Petus hab Yauhaas ? \_\_\_\_\_

---

**Kev Sib Tham:** Koj puas xav tias Vajtswv tseem xaiv "cov thawj koj tsis zoo" niaj hnuv nim no?\_\_\_\_\_

---

---

Vim li cas koj xav tias Vajtswv xaiv cov neeg ruam, cov uas tsis muaj zog, qhov tsawg thiab tsis muaj kev ntseeg?\_\_\_\_\_

---

---

**Daim Ntawv Thov:** Vim li cas koj xav tias Vajtswv xaiv koj?\_\_\_\_\_

---

---

Koj ua tiav koj lub hom phiaj uas tau xaiv tseg lawm li cas?\_\_\_\_\_

---

---

---

---

---

---

## II. Cov thawjcoj muaj muaj zug huv yog cov Vaajtswv tau raug sim hab koos nyaam.

Thoob plawg Vaajlug Kub, peb pum tau cov thawjcoj kws Vaajtswv siv muaj muaj zug huv, tes xub thawj puav leej tau raug sojntsuam hab sim dlhau lug ntawm Vaajtswv. Qhov chaw kws ngeg teg hab kev paub mas hloov txauv rua qhov kws raug sim lug sau tug muaj zug huv, dlawbhuv hab dlaag zug. Peb zoo sab kawg nkaus rua tej “zaaj kev sim ntawm” ua rua yug pum yaam kws tiv tsi taug mas yuav tsum hloov kuas muaj zug tiv taug dlua kuas muaj zug dlua rua qhov vim Vaajtswv lub yeeb koob.

1). Raws le Mathais 3:16 leej twg lug Tswv Yexus thaug Nwg raus dlej taag? \_\_\_\_\_

\_\_\_\_\_

2). Raws le Mathais 4:1 Taamsim ntawm Vaaj Ntsujplig dlawbhuv coj Tswv Yexus moog hov twg, tom qaab Nwg raus dlej taag? \_\_\_\_\_

\_\_\_\_\_

3). Raws le Mathais 4:17 thaug kws Tswv Yexus tub raug sim tom roob moj saab qhua taag lawm, Nwg pib ua dlaab tsi? \_\_\_\_\_

\_\_\_\_\_

4). Maxej muab xam taagnrho muaj 120 xyoo. Raws le Tsiv Dlim 2:10 tomqaab 40 ua ntej nwg luj hlub tebchaws Iyiv, Maxej tub tsheej ib tug le caag ? \_\_\_\_\_

\_\_\_\_\_

5). Raws le Tsiv Dlim 2:15 Maxej ua neej ntxiv 40 xyoo hov twg? \_\_\_\_\_

\_\_\_\_\_

6). Raws le Tsiv Dlim 3:1 yawm ua dlaab tsi thaug nyob roob moj saab qhua? \_\_\_\_\_

\_\_\_\_\_

7). Trong Tsiv Dlim 3:10 thaug kws yawm tub ua tav “zaaj twv” Maxej 40 xyoo kawg zoo le caag ? \_\_\_\_\_

\_\_\_\_\_

8). Raws le Malakaus 14:26-31 Petus tub has dlaab tsi thaug Tswv Yexus has rua puab tas txhua tug yuav “tsiv Nwg taag huvsu”? \_\_\_\_\_

\_\_\_\_\_

9). Raws le Malakaus 14:72 dlaab tsi tshwm sim rua Petus thaus kws yawm kev sim pob lawm? \_\_\_\_\_

\_\_\_\_\_

10). Raws le Phoo Cov Tubtxib 2:38-41 qhov kws Petus tau chwj raug sim yog dlaab tsi? \_\_\_\_\_

\_\_\_\_\_

\_\_\_\_\_

11). Nyob 1Thexalaunikes 1:6 ua le caag cov ntseeg Thexalaunikes txais tau Vaajtswv txujlug? \_

---

12). Trong 1Thexalaunikes 1:7 qhov kws puab raug sim hab kev txomnyem yog dlaab tsi? \_\_\_\_\_

---

13). Raws le 2Kauleethaus 12:7 vim le caag Povlauj txhaj raug sim? \_\_\_\_\_

---

14). Qha tawm tug “xuavpaug” tub tau “muab” rua Povlauj huv 2Kauleethaus 12:7. \_\_\_\_\_

---

15). Hloov qhov kws yuav rhu “xuavpaug” tawm ntawm Povlauj , Vaajtswv muab dlaab tsi rua yawm? (2Kauleethaus 12:9)? \_\_\_\_\_

---

16). Yaam dlaab tsi ntawm Vaajtswv lub zug luj ua rua cov ntseeg xyiv vaab lug (2Kauleethaus 12:9)? \_\_\_\_\_

---

17). Yog le, ua caag Povlauj txhaj khaav tau qhov tsi muaj zug (2Kauleethaus 12:9)? \_\_\_\_\_

---

18). Yog le, ua caag Povlauj txhaj txaus sab hab zoo sab rua dlaab tsi (2Kauleethaus 12:10)? \_\_\_\_\_

---

**Key Sib Tham:** Vim li cas koj xav tias Vajtswv sim nws cov tub qhe cov thawj koj? \_\_\_\_\_

---

**Daim Ntawv Thov:** Koj puas tau raug kuaj? \_\_\_\_\_ Puas yog nws pab npaj koj mus ua haujlwm? \_\_\_\_\_

---

Nws tau npaj koj li cas? \_\_\_\_\_

---



### III. Cov tuabneeg yuav tsum yog huv Povlauj lub neej.

Nyob puas ncig Povlauj muaj qee leej yuav tsum yog – yog cov kws “kis” zoo, ntxiv feem zoo rua yawm ua tau Kev npaaj qha txuj xuv zoo. Txhua tug nyob huv Povlauj lub neej puav leej muaj qaab hau hab muaj homthawj xaav txug “tug kws” muaj tswvyim zoo tsim tsaa Pawg ntseeg hab yog Vaajtswv tug. Koj kuj yuav tau nsthaw ib cov le ntawm kuas paab koj luj hlub nthuav dlaav Pawg ntseeg rua tom hauv ntej.

1). Saib Phoo Cov Tubtxib 7:58-60 raws koj, Vaajtswv tub siv Xatefanaus le caag rua qhov hloov Povlauj? \_\_\_\_\_

\_\_\_\_\_

2). Saib Phoo Cov Tubtxib 9:26-27; 11:25-26 raws koj, Npananpas muaj qaab hau le caag rua Povlauj lub neej? \_\_\_\_\_

\_\_\_\_\_

3). Raws le 1 hab 2Timautes, qhov kws Timautes muaj ntsej muag hab yuav tsum yog ntawm le caag rua Povlauj lub neej? \_\_\_\_\_

\_\_\_\_\_

4). Malakaus yuav tsum yog le caag rua Povlauj lub neej? (2Timautes 4:11) raws koj, yaam dlaab tsi tshwm tuaj txij le thaug Malakaus hab Povlauj sis faib? \_\_\_\_\_

\_\_\_\_\_

5). Raws le koj, vim le caag Povlauj muaj Lukas nrug nwg? (2Timautes 4:11) \_\_\_\_\_

\_\_\_\_\_

6). Titaus tub paab Povlauj le caag? (2Timautes 4:10; Titaus 1:5) \_\_\_\_\_

\_\_\_\_\_

7). Ua caag Povlauj txhaj has txug Demas thaug nwg cov lug kawg rua Timautes ua ntej nwg yuav raug tua? (2Timautes 4:10) \_\_\_\_\_

\_\_\_\_\_

8). Ib qhov peb xaav ntxiv, vim le caag Povlauj txhaj has txug Alexaadaws? (2Timautes 4:14) \_\_\_\_\_

\_\_\_\_\_

9). Txhua tug tso Povlauj tseg (2Timautes 1:15; 4:16) taabsis tseem tshuav leej twg nyob ntawm nwg ib saab (2Timautes 4:17-18)? Vim le caag? \_\_\_\_\_

\_\_\_\_\_

Koj puas tau muaj ib tug Alexander hauv koj lub neej thiab ministry? \_\_\_\_\_

Povlauj ua li cas nrog Alexander? \_\_\_\_\_

10). Txhua tug tso Povlauj tseg (2Timautes 1:15; 4:16) taabsis tseem tshuav leej twg nyob ntawm nwg ib saab (2Timautes 4:17-18)? Vim le caag? \_\_\_\_\_

Vim li cas? \_\_\_\_\_

Leej twg yog tug Povlauj cob Kev npaaj lub neej rua taagnrho ntawm txuj kev zoo? (2Timautes 4:18b) \_\_\_\_\_

**Dlejnum paab pawg:** koj puas muaj ib tug npananpas ngob huv koj lubneej? \_\_\_\_\_ Vim le caag koj txhaj xaav tau ib tug txhawb zug? (Teg Num 4:36; 9:27)? \_\_\_\_\_

Koj puas muaj ib tug zoo le Povlauj rua huv yug lub neej? \_\_\_\_\_ Vim le caag koj txhaj xaav tau zoo le Povlauj rua huv koj lub neej? \_\_\_\_\_

Koj puas muaj ib tug zoo le Timautes rua huv koj lub neej? \_\_\_\_\_ Vim le caag koj txhaj xaav tau zoo le Timautes rua huv koj lub neej? \_\_\_\_\_

Koj puag muaj ib tug Malakaus ngob huv koj lub neeg? \_\_\_\_\_ Koj yuav ua caag txhaaj hloov tau Malakaus lug ua ib tug lug paab koj? \_\_\_\_\_

Koj puas muaj ib tug zoo le Demas rua huv koj lub neej? \_\_\_\_\_ Koj yuav ua caag txhaaj hloov tau Demas lug ua ib tug paab koj? \_\_\_\_\_

Koj puas tau ntsib Alexander hauv koj lub neej? \_\_\_\_\_ Koj kawm tau dab tsi los ntawm Povlauj thaum hais txog cov neeg uas xav ua phem rau koj (2Timautes 4:14)? \_\_\_\_\_

Txawm hais tias txhua leej txhua tus tso koj tseg, leej twg tuaj yeem ntseeg koj ib txwm ua los ntawm koj sab thiab cawm koj thiab coj koj mus rau kev nyab xeeb hauv tsev? \_\_\_\_\_ Nyeem 2Timaute 4: 17-18 dua, thiab dua. \_\_\_\_\_

### III. Vaajtswv siv tug thawjcoj muaj lub sab paab

Cov coj hauv pawg ntseeg yog ib lub tswv yim txawv teb chaws nyob rau hauv pawg ntseeg hnuv no. Nws yog ib qho ua tau zoo npaum li lub Koom Txoos, txoj kev txo hwj chim ntawm txhua txoj kev ntseeg, muaj ntau zaus ua rau lub koom txoos muaj hwj chim thiab nrhiav neeg tus kheej sib tw ua kom loj dua thiab zoo dua. Tam sim no hnov Vajtswv hais lus thiab kawm li cas tiag tiag bib le caas coj noj coj ua txhais tau tias.

1). Yauhas npatitus tus uas Muab Neeg Ua Kev Cai Raus Dej qhia peb li cas txog kev ua thawj coj hauv Yauhas 3:30? \_\_\_\_\_

---

Qhov teeb meem zoo li no hauv koj lub neej thiab txoj haujlwm yog qhov twg niaj hnuv no?

---

2). Koj kawm tau daabtsi txug kev coj ua thawjcoj lug ntawm Yexus huv Mathais 11:28-30? \_\_\_\_\_

---

3). Leejtwg yog thawj tug thwjtim zoo tshaaj plaws ntawm Yexus cov thwjtim raws le Mathais 20: 25-28; Malakaus 10: 35-45; Lukas 22: 24-27? \_\_\_\_\_

---

Hab vim le caas Yexus ho tuaj (Lukas 22: 27c)? \_\_\_\_\_

---

4). Leejtwg yog tus uas luj dlua lawv raws li Mathais 23: 11-12? \_\_\_\_\_

---

Lab Puas muaj tshwm sim rau cov thawjcoj uas tau tsa tes lawv tus kheej (23:12)? \_\_\_\_\_

---

5). Yog tag leej twg xaav ua thawj, nws yuav tsum ua le caas raws li Malakaus 9: 35-37? \_\_\_\_\_

---

Thaum Yexus tau txais ib tug menyuum los ntawm Nws lub npe (9:37) Yexus qhia li cas? \_\_\_\_\_

---

6). Raws le Yauhaas 13:12-20, vim le caas Yexus txhaj ntxuav cov thwjtim kutaw? \_\_\_\_\_

---

Koj puas tau ntsib ib lub sijhawm “taw kev ntxuav tes”? \_\_\_\_\_ Yog vim li cas qhov no tsis siv ntau zaus huv pawg ntseeg hnuv nuav? \_\_\_\_\_

7). Huv 1Thexalaunika 2:2-12, piav seb Povlauj tau nyob nrog lawv li cas? \_\_\_\_\_

8). Raws li 1 Kaulinhaus 1: 26-2: 5, leej twg tau Vajtswv hu ntau zaus? \_\_\_\_\_

Vim le cas (1:29)? \_\_\_\_\_

Povlauj tau txav txim sab paub dlaab tsi (2:2)? \_\_\_\_\_

Povlauj tau nyob nrog lawv li cas (2:3-5)? \_\_\_\_\_

9). Raws le Filipis 2:3-11, Povlauj tau ua le caas qha tug TubTxib txoj Haujlwm? \_\_\_\_\_

Nwg lub sab puas tau ua le caas (2:5-11)? \_\_\_\_\_

10). Leej twg yog Vaajtswv tawm tsam raws li 1Petus 5:5-7? \_\_\_\_\_

Vaajtswv muab kev hluv rua leej twg (5:5)? \_\_\_\_\_

Yog le nuav, peb yuav tsum ua le caas (5:6-7)? \_\_\_\_\_

**Kev Sib Thaam:** Ua le caas txuj kev txo hwjchim ntawm txhua txuj kev ntseeg, huv qee qhov xwm txheej, puas yuav ua kom zoo le naj hnuv nim no? \_\_\_\_\_

**Dlaim Ntawv Thov:** Hnuv nuav koj yuav ua le caas txhaj le yuav rov qaab ua tug coj rua huv koj lub neej hab hauv pawg ntseeg? \_\_\_\_\_

Tam sim no nyob rau sab tom ntej no, cia peb xav txog plaub hnuv no qhov kev ua txhaum nyob rau hauv pawg ntseeg coj uas tau ua rau pawg ntseeg tau qis thiab qaug zog hauv nws txoj kev loj hlob thiab kev loj hlob.

*Vaajtswv kev npaaj rua cov thawjcoj muaj peevxwm huv Pawg ntseeg*

## **Npaaj num E**

# **Sis tim qhov kws tsaaw thawjcoj nwgnuav rua thawj Pawg ntseeg.**

1). Qhov kws Pawg ntseeg tsi txais paub hab tsi nqeg teg ntawm lub fwjchim hab tsi npaaj txhij Vaajtswv txujlug rua teg dlejnum cob qha cov thawjcoj tub ntxiv kev tsuag zug rua Pawg ntseeg najnub nua le caag? 2 Timaute 3: 16-17 paub tseeb tias Vajluskub yog ib qho txaus thiab ua tau tiav rau Vajtswv ib tug txiv neej (17). Lub Koom Txoos tsis lees paub thiab xyaum ua raws li phau Vaj Lug Kub Npaiv Npaum tau pab pawg ntseeg hnuv no li cas? \_\_\_\_\_

---

---

---

2). Ntau lub koom txoos hnuv no tau tsis paub txog tsev neeg lub tswv yim thiab lawv txoj hauv lwm hauv phau npaiv npaum. Txoj kev ua lag ua luam thiab cov kev coj ua niaj hnuv nim no ntawm Pawg Cov Neeg Ntseeg tau ua rau cov thawj coj tsis muaj zog li cas? \_\_\_\_\_

---

---

3). Vim li cas kev ua thawj coj ntawm pawg ntseeg thiab kev hais lus tseem ceeb dua niaj hnuv no hauv lub Koom Txoos tshaj li tus Vaj Ntsuj Plig Dawb Huv thiab Vajtswv cov thawj coj hauv Pawg Thawj Hlis? \_\_\_\_\_

---

---

4). Puas yog Yexus thiab Paulus lub tswv yim los tuav lossis tso tawm cov thwjtim? \_\_\_\_\_

---

---

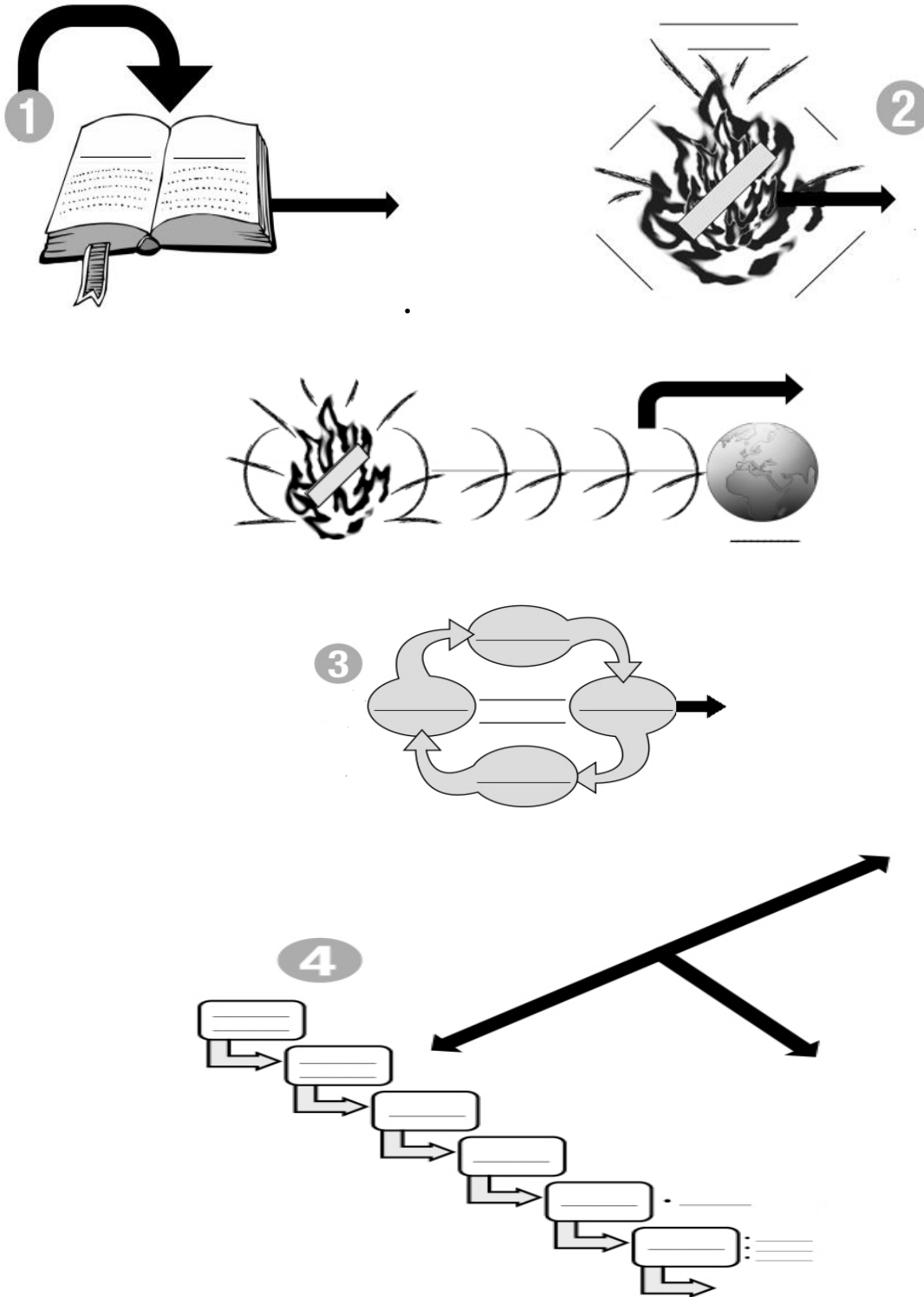
5). Ntau pawg ntseeg niaj hnuv xav kom cov thwjtim tuav cov thwjtim tsis tso Yexus cov thwjtim tso tseg thiab zoo li lawv tau ua hauv pawg ntseeg Antioch. Vim li cas koj xav hais tias cov thwjtim tuav haujlwm ntau dua thiab txais niaj hnuv no? \_\_\_\_\_

---

---

**Lus Cim:** Ib lo lus ceeb toom: thaum koj ua tej yam ua raws li phau npaiv npaum, tshwj xeeb tshaj yog ua tub txib coj thiab tso cov neeg uas tau kawm tiav, koj yuav tsum ntsuas cov ntawm pov thawj. Koj yuav poob siab thiab poob siab yog hais tias koj ntsuas qhov tseeb hauv phau npaiv npaum txoj kev coj ua los ntawm lub ntiaj teb cov qauv.

*Tshawb xyuas Tshooj 1, 2, 3, hab 4 ua ntej koj moos rau tshooj 5 lug ntawm kev sau rua huv cov chaw tsis muaj rov qaab saib. (Yog tas koj xaav tau chaw sau ntau ntxiv, siv qhov chaw tsis muaj dab tsi).*





# Tshooj 5

## KEV TWV RUA PEB

# Luj hlub cov

# Pawg ntseeg muaj zug

*Vaajtswv kev npaaj rua ib Pawg ntseeg ruaj khov*



Povlauj yog tug tswvcuab kws yog lub tsev teev ntuj kws tau tsim lub huv paug kws lwm tug ua. Nwg tsis yog txhawj txug kev pib tshab Pawg ntseeg, tiam sis tseem xav kuas muaj Pawg ntseeg kws muaj zug heev. Moog saib Povlauj cov ntu xa Moo Zoo kws huv khub twb ntiv ntawm phab ntawv 184-185, hab saib peg tsawg zag nwg moog xyuas Iconium, Lystra, hab Derbe. Peb paub thawj zag yog qha Txujmoo Zoo, tiamsis vim le cag nwg tau rov qab moog ntau zaag hab ntau zaag ntxiva?

Yog lawm, Povlauj rov qaab moog rua cov nroog nuav ntau dlua peb zag. Thaus nwg moog tshaj tawm Txujmoo Zoo hab peb zag kuas ntiv dlaag zug hab tsim tsa cov thwjtim hab Pawg ntseeg. Povlauj txhawj txug kev ntiv zug rua Pawg ntseeg kuj qha tau tas Lukas hab Povlauj siv lulug lug txhawb zug lossis tsim kuas muaj cov Vaajlugkub nrag qab nuav:




Yog lawm, Povlaj rov qab moog rua cov nroog nuav ntau dua zaum peb zag. Thaus Nwg moog tshaj tawm Txujmoo Zoo hab peb zag kuas ntxiv dlaag zug hab tsim tsa cov thwjt看 hab Pawg ntseeg. Povlaj txhawj txug kev ntxiv zug rua Pawg ntseeg kuj qha tau tas Lukas hab Povlaj siv lulug lug txhawb zug lossis tsim kuas muaj cov Vaajlugkub nrag qab nuav:

Ntawm Lukas sau: Tegnum 14: 21-22; 15:41; 16: 5; 18:23.

Ntawm Povlaj sau: Loos 1:11-12; 16:25-27; 1Thexalaunikes 3:1-3; 2Thexalaunikes 2:16-17

Lulug "ua kuas ruaj khov" lossis "tsim" yog txhas lug ntawm lulug "stërizō" tau txhais lug ntawm lulug Kilis, kws txhais tau has tas "teeb rua lossis khi ruaj kuas yog qhov chaw". Nwg txujkev siv pab peb muaj lub ntsiab lus tseem ceeb huv Povlaj xav ua rua cov Pawg ntseeg tshab. Nwg xav kuas puab "teeb rua" lossis "khi ruaj" nyob huv puab txujkev ntseeg. Lulug nuav txhais tau tas "txhawbnqaa lug yog khu tej yam dlabtsi kuas Nwg ua ncaj nraim lug ntawm nwg tug kheej lug yog ua rua nwg txav tau." Piv txwv li, lulug qub txhais has tas lulug povthawj kws txhawbnqaa ib tug vajntxwv. Saib ntawm dlaim dluab huv qab nuav:



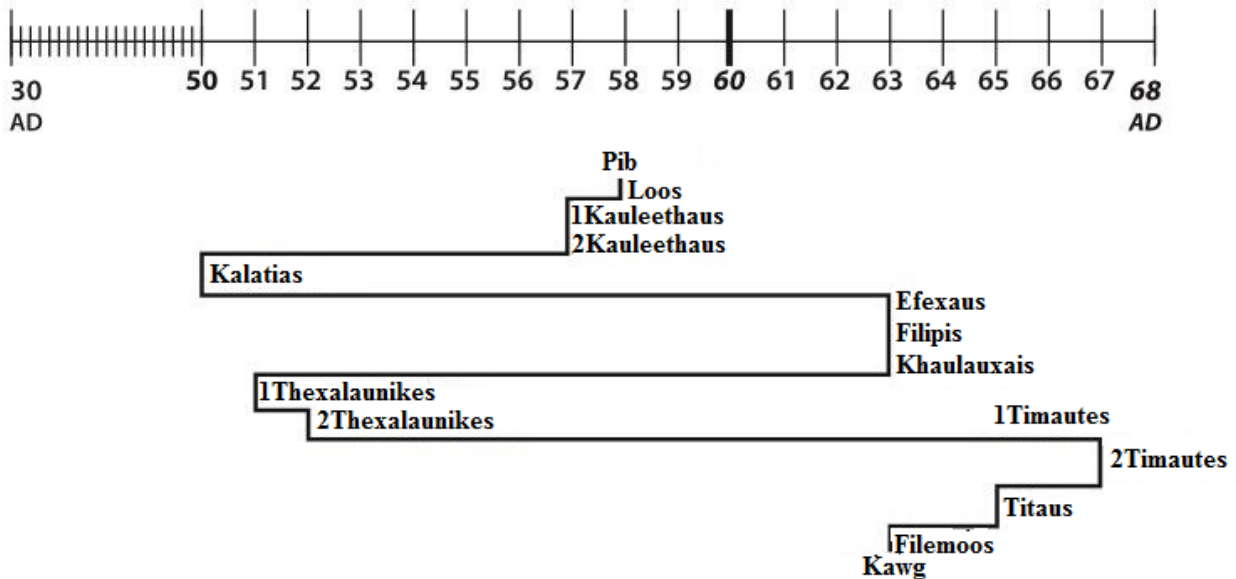
Yog li ntawd, Povlaj xav kuas cov koom txoos kws muaj tswvyim tshab tsim kuas muaj kev ruaj khov hab txhawb tug kheej, tsis yoojyim lug ntawm kev qha cuav lug yog kev qha. Yuav kuas ntxiv dlaag zug rua cov thwjt看 tshab, Povlaj tsis tau tuaj xyuas cov ntseeg nuav, tiamsis Nwg sau ntawv tuaj rua puab.

Vim Povlaj yog tug thawjcoj ntawm lub tsev teev ntuj, ca peb xav txug nwg cov ntawv xws li "cuab yeej" ntawm nwg txujkev lag luam, yog li ntawd has lus. Ib yam li tug kws tsav tsheb lossis tug kws khu tsheb yuav tsum paub txug yam khoom siv lug ntawm kev ua haujlwm, yog li tug thawjcoj lub tsev teev ntuj yuav tsum paub txug yam cuab yeej siv lug ua lub koom txoos muaj zug. Saib cov cuab yeej huv daim duab huv qab nuav hab txheeb xyuas seb txhua tug siv:




Thaus qhov nuav yooj yim heev, pum zoo rua cov xibhwb, cov thawjcoj hab cov xibfwb kws siv ib tug rauj lug pum ib dlaim txag ntoo lossis pum ib tug ntsia rua ib tug ntsa hlau lossis lub caj ntswj rua lub plhaub, hab lwm yam. Puab cov kev lag luam, yog li ntawm cov thawjcoj huv Pawg ntseeg yuav tsum lug ua lub koom txoos cov koom haum hab cov kws khu mob kws siv Vajtswv cov cuab yeej kws yog Nwg Txujlug. Vajtswv twb muab rua peb txhua lub cuab tam peb yuav tsum tau ua nrug txhua yam "kev tsim khu lug yog kev ua haujlwm" qhov teebmeem kws ib tug yuav ntsib huv lub Pawg ntseeg dhau ntawm Nwg Txujlug (2 Timates 3:16-17). Vaajtswv muaj sab dlawb sab zoo muab cov cuab yeej tsimnyog puv npo rua peb kuas pab Pawg ntseeg muaj zug.

**Cov cuab yeej nuav thooj le Povlauj cov ntawv sau rua ntau Pawg ntseeg. Saib puab cov lus nyob huv Vaajlugkub:**



**Tam sim nuav ca peb npaj Povlauj cov ntawv moog rua huv kev cai lij choj:**



Cov ntawv nuav tau tib muaj sijhawm, lug ntawm tej yam tub tub, peb muaj peevxwm pum txug puab dlau lug ntawm 3 pawg: Thawj cov ntawv, cov ntawv nruab nraab, hab cov ntawv tom kawg ntawm Povlauj. Lawv nraim lub sijhawm yog yam muaj nqeg heev, pab peb totaub meej txug yam kws Povlauj siv lug pab cov Pawg ntseeg tshab txhaj txhawb kuas puab muaj zug.

Pivtxwv; Cov tsaab ntawv hab cov “cuab yeej” ua ntej ntawm Povlauj tau sau muaj homphaj pab rua Txujmoo Zoo hab Kev Hlub. Nrag qab nuav yog lub thawv lossis has txug Povlauj cov ntawv lawv le lub sijhawm. (Ceevfaj: Cov ntawv lossis cuab yeej ntawm Povlauj, dhau lug ntawm Vaaj Ntsujplig, puav leej pab dlaws cov teebmeem hab tej yam muaj tseeb ntawm cov Pawg ntseeg kws twb tau tsim tsa lossis ua kuas luj hlub.

**Povlauj cov ntawv xubthawj (*Cuab yeej tau siv tsim tsa Pawg ntseeg hab tiv thaiv Txujmoo Zoo lug ntawm Kev Hlub*)**

**Kalatas:** Tig rov rua Vaaj Ntsujplig dlawb huv, kev ntseeg hab Txujmoo Zoo kws tsi hloov.

**1Thexalaunikes hab, 2Thexalaunikes:** Sawv ruaj khov rua Txujmoo Zoo.

**1Kauleethaus:** Cov kev sis faib tau dlaws raws le Vaajlugkub qha.

**2Kauleethaus:** Tim thaiv dlejnum hab tubtxib tegnum.

**Loos:** Tej zaaj qhuab qha muaj txaus hab tegnum ntawm Txujmoo Zoo.

**Povlauj cov tsaab ntawv ntsaab (*yog cov cuab yeej kws paab rua Pawg ntseeg koom ua ib ntawm tuabneeg rua Yexus Khetos txujkev npaaj*)**

**Efexaus:** Tuav tau qhov zoo tshaaj plawg rua Pawg ntseeg hab Tshwmsim Yexus Khetos txujkev npaaj rua peb.

**Filipis:** Pawg ntseeg koom ib lub sab hab npaaj cov kaujruam rua Txujmoo Zoo.

**Khaulauxais:** Saib ntsoov rua Yexus Khetos yog Pawg ntseeg lub taub hau.

**Filemoos:** Tej kev cob qha kws txuas rua kev thooj sab huv Txujmoo Zoo.

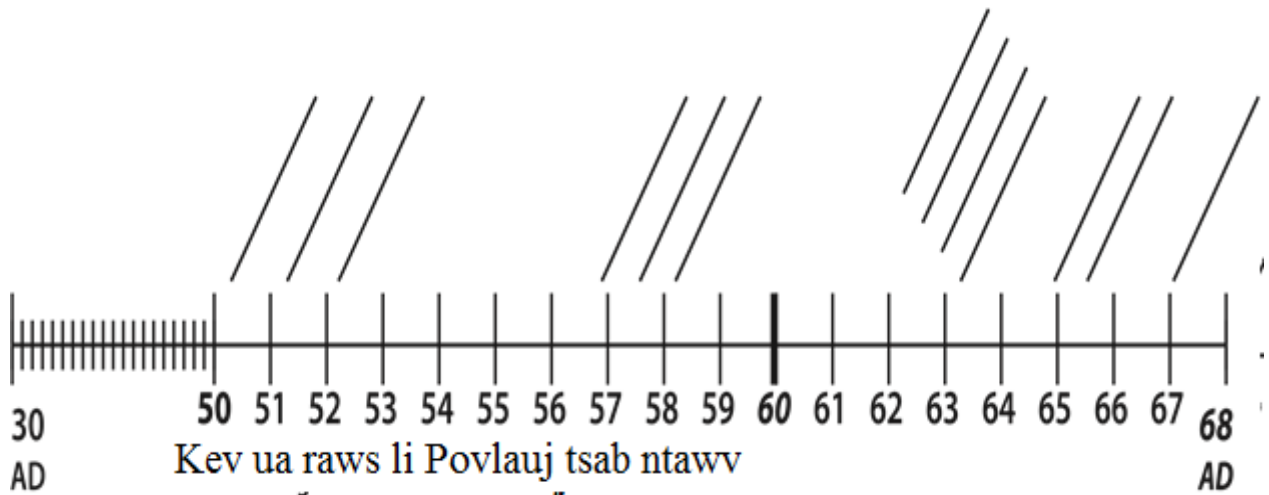
**Povlauj cov tsaab ntawv tom tw (*yog cuab yeej koj Vaajtswv tsev tuabneeg moog rua kev tugnti*).**

**1Timautes:** Teeb lub neej rua huv Vaajtswv tsev neeg, yog Pawgntseeg, lug rua kev tugnti yog.

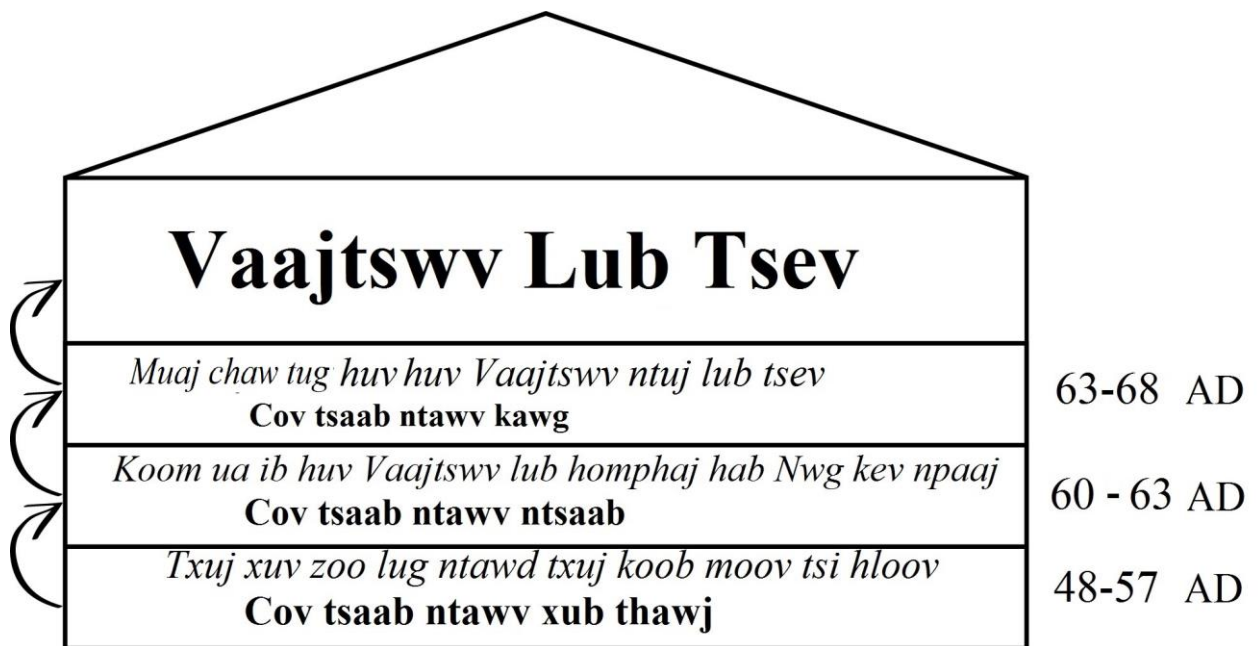
**Titaus:** Teeb txhua tegnum tseem tshuav muaj txheej txheem, kws yog tsim tsa cov Pawg ntseeg puav leej yog lawv le txujkev ncaajnceeg huv Vaajlugkub.

**2Timautes:** Cob faib meejmom rua cov thawjcoj muab sab rua ntseeg, kws tub cob qha puab ruaj khov rua tam tomqaab.

Tam sim nuav tsis saib tom qab, saib seb koj tuaj yeem npaj Povlauj cov ntaub ntawv 13 le caag lug ntawm kev sau daim ntawv tso cai:



Koj tuaj yeem piav txug Povlauj cov ntawv xamphaj li lub tuam tsev kws tau muab khov khu rua lub huv paus ntawm Vaajtswv tsev neeg. Saib dlaim dluab huv qaab nuav:




*Vaajtswv kev npaaj rua ib Pawg ntseeg ruajkhov*

## Zaaj 12

# Txhawb lossis ua kuas Pawg ntseeg ruaj khov: Povlauj cov tsaab ntawv

Povlauj yog ib tug thawj tsim tsaa Pawg ntseeg, yawm yog tug thawj teeb dlaim tagtaw rua lwm tug tsim tsaa. Yawm tsi yog nuavog moo txug cov Pawg ntseeg xwb taabsis nwg tseem xaav paab rua kuas Pawg ntseeg nyob ruaj nreg tau muaj zug. Zaaj nuav ua khawv rua cov “lu lug lossis tsaa” “Paab nyob huv Vaajlugkub.



**Soj Ntsuam:** Nyeem hab saib xyuas cov nqe nrag nuav hab sau seb koj kawm dlabtsi txug kev txhim khu hab tsa cov thwj tim hab Pawg ntseeg lug ntawm Lulug ntawm Vajtswv.

**Lukas 22:32** \_\_\_\_\_

**1Petug 1:22-25; 2Petug 1:12** \_\_\_\_\_

**Tegnum 14:21-23** \_\_\_\_\_

**Tegnum 15:36-16:5** \_\_\_\_\_

**Tegnum 18:22-23** \_\_\_\_\_

**Loos 1:8-12** \_\_\_\_\_

Loos 16:25-27 \_\_\_\_\_

1Thexalaunikes 3:1-3 \_\_\_\_\_

1Thexalaunikes 4:12 \_\_\_\_\_

2Thexalaunikes 2:16-17 \_\_\_\_\_

2Thexalaunikes 3:3 \_\_\_\_\_

Tshwmsim 3:1-2 \_\_\_\_\_

**Lu lug teb:** Lawv cov nqai Vaajlugkub sau, sau kuas paiv taub cov kevcai hab txhua yaam tseemceeb kws koj pum txij Vaajtswv Txujlug mas txhua tug, tsev neeg hab Pawg ntseeg coj tau txawm nyob txuj kevcai twg hab lub sijhawm twg. (Cov kws yog) \_\_\_\_\_

**Lug sis thaam:** Piv hab coj lug sis tim cov kevcai nuav nrug txhua yaam ntawm koj tug kheej paub hab dlha dlhau huv koj lub neej, tsev neeg hab Pawg ntseeg kws najnub nwg nuav koj nyob.

Lawv le koj, yuav tau hloov yaam twg huv tug kheej, tsev neeg hab Pawg ntseeg koj nyob ntawm nuav hab taamsim nuav? \_\_\_\_\_

**Nqeg teg:** Koj yuav pib hloov txhua yaam ntawd huv koj lub neej tug kheej, tsev neeg hab Pawg ntseeg kws koj nyob le caag hab thaus twg? \_\_\_\_\_

*Vaajtswv kev npaaj rua ib Pawg ntseeg ruajkhov*

Zaaj 13

# Txhawb Pawg ntseeg kuas ruaj khov: Povlauj cov tsaab ntawv xubthawj xyoo 48-57 AD

*Tsaab ntawv Kalastas* yog Povlauj ib tsaab ntawv xubthawj sau moog paab cov ntseeg kuas ruaj khov rua Txujmoo Zoo lug ntawm txujkoob moov. Tsaab ntawv sau qha tas txhua tug ntseeg tau ywjpheej hab tau suav tas tug ncaaj nceeg tskws yog lug dlhau ntawm qhov kws ntseeg xwb. Nyob rua tam Pawg ntseeg najnub nuav, muaj ntau cov ntseeg pheej ca yug cev nqaj tawv hloov Vaaj Ntsujplig.

<i>Txujmoo Zoo hab Kevhlub tsi hloov</i> <b>Cov tsaab ntawv xubthawj</b>	<b>48-57AD</b>

**Soj hab xaav:** Nyeem hab soj cov nqai nraag qaab nuav, sau txhua yaam kws koj kawm tau huv Povlauj tsaab ntawv xaa rua cov ntseeg nyob Kalatas.

Txujmoo Zoo hab Kev Hlub yog dlabtsi? Nyeem Kalatas 1:1-24 hab sau kuas paiv taub koj cov lug teb: \_\_\_\_\_

\_\_\_\_\_  
\_\_\_\_\_

Qhov sis txawv ntawm Txujmoo Zoo hab Kev Hlub hab kevcai yog dlabtsi? Nyeem Kalatas 2:1-21 hab sau paiv taub cov lug kws koj teb: \_\_\_\_\_

\_\_\_\_\_

Yuav ua le caag ib tug neeg txhaj suav tau has tas ncaaj nceeg hab tau ua kuas ncaaj nceeg rua Vaajtswv? Nyeem Kalatas 3:1-9 hab sau paiv taub cov lug kws koj teb: \_\_\_\_\_

\_\_\_\_\_  
\_\_\_\_\_

Tub txib Povlauj ua tim khawv txug kev cawmdlim yog lug ntawm Txujmoo Zoo hab Kev Hlub kuas tsi yog lug ntawm kevcai le caag? Nyeem Kalatas 5:1-26 hab sau kuas paiv taub cov lug kws koj teb: \_\_\_\_\_

---

---

---

---

Qhov sis txawv ntawm ua lawv le Vaaj Ntsujplig hab nqaj tawv yog dlaabtsi? Nyeem Kalatas 6:1-18 hab sau paiv taub cov lug kws koj teb:\_\_\_\_\_

---

---

---

---

**Lus sis tham:** Sis tim Txujmoo Zoo hab Kev Hlub nrug rua kevcai. Saib qhov kev sis txawv ntawm Txujmoo Zoo lug ntawm Kev Hlub huv phoo Kalatas nrug rua koj lub neej, tsev neeg hab koj Pawg ntseeg.

---

---

---

---

Lawv le koj, yuav tau hloov yaam twg huv tug kheej, tsev neeg hab Pawg ntseeg kuas ruaj khov tshaaj huv Txujmoo Zoo hab Kev Hlub?\_\_\_\_\_

---

---

---

---

**Nqeg teg:** Koj yuav pib hloov txhua yaam ntawd huv koj lub neej tug kheej, tsev neeg hab Pawg ntseeg kws koj nyob le caag hab thaus twg?\_\_\_\_\_

---

---

Vaajtswv kev npaaj rua ib Pawg ntseeg ruaj khov



## Zaaj 14

# Txhawb Pawg ntseeg ruaj khov: Povlauj cov tsaab ntawv xubthawj xyoo 48-57 AD

*Tsaab ntawv 1 hab 2Thexalaunikes* yog tsaab ob hab peb kws Povlauj sau moog pab cov ntseeg huv Txujmoo Zoo kws pub dlawb. Cov tsaab ntawv nuav txhawb cov ntseeg kuas khov kho hab luj hlub huv yug kev ntseeg, lub neej ntseeg txawm yog yuav nyob huv kev txomnyem hab tsimtxom.

<i>Txujmoo Zoo hab Kevhlub tsi hloov</i> <b>Cov tsaab ntawv xubthawj</b>	<b>48-57AD</b>

**Soj hab Xaav:** Nyeem cov lus nug nrag nuav hab cov Vaajlugkub, hab ua lawv li koj kawm tau.

---

---

---

Dlabtsi yog qhov tshwm sim lug ntawm qhov Kev Ntseeg Txujmoo Zoo ntawm Kev Hlub kws tuaj rua huv Thexalaunikes? Nyeem 1Thexalaunikes 1:1-10 hab sau koj cov lus teb:\_\_\_\_\_

---

---

---

Tug Thwj Tim Povlauj tau qha Txujmoo Zoo ntawm Txujkev Hlub zoo le caag rua cov Neeg Thexalaunikes?\_\_\_\_\_

---

---

---

Koj lub luag haujlwm yog kuas txais Txujmoo Zoo ntawm Txujkev Hlub. Nyeem 1Thexalaunikes 4:1-5:28 hab sau paiv taub koj cov lus teb:\_\_\_\_\_

---

---

---

Koj lub luag num thaum txais Txujmoo Zoo lug ntawm Kev Hlub pab tau koj tiv thaiv kev txomnyem hab kev txav txim sab le cag? Nyeem 2Thexalaunikes 1:1-12 hab sau koj cov lus teb:\_\_\_\_\_

---

---

---

Txujkev Hlub ntawm Txujkev Hlub pab tau nej sawv ruaj khov thaus Hnub Yawmsaub hab tug Txivneej ntawm Kev Ua Haujlwm tau qha le caag? Nyeem 2Thexalaunikes 2:1-17 hab sau paiv taub koj cov lus teb: \_\_\_\_\_

---

---

---

Has tawm tej yam muaj tseeb ntawm Txujmoo Zoo lug ntawm Kev Hlub? Nyeem 2Thexalaunikes 3:1-18 hab sau paiv taub koj cov lus teb: \_\_\_\_\_

---

---

---

---

**Lus sis tham:** Sis tim Txujmoo Zoo hab Kev Hlub nrug rua kevcai. Saib qhov kev sis txawm ntawm Txujmoo Zoo lug ntawm Kev Hlub huv phoo Kalatas nrug rua koj lub neej, tsev neeg hab koj Pawg ntseeg. \_\_\_\_\_

---

---

---

---

Lawv le koj, yuav tau hloov yaam twg huv tug kheej, tsev neeg hab Pawg ntseeg kuas ruaj khov tshaaj huv Txujmoo Zoo hab Kev Hlub? \_\_\_\_\_

---

---

---

---

**Ngeg teg:** Koj yuav pib hloov txhua yaam ntawd huv koj lub neej tug kheej, tsev neeg hab Pawg ntseeg kws koj nyob le caag hab thaus twg? \_\_\_\_\_

---

---

---

---

*Vaajtswv kev npaaj rua ib Pawg ntseeg ruajkhov*

## Zaaj 15

# Txhawb Pawg ntseeg kuas ruaj khov: Povlauj cov tsaab ntawv xubthawj xyoo 48-57 AD

*1Kauleethaus* yog tsaab plaub Povlauj sau moog pab cov ntseeg Txujmoo Zoo lug huv Kev Hlub. Tsaab nuav sau kuas cov ntseeg thooj sab hab plhis dlawb Pawg ntseeg tshab kws paab puab totaub lub ntsab Txujmoo Zoo hab ua dlejnum ntawm yug lub chaw huv Yexus Khetos dlhau lug sau Vaaj Ntsujplig dlawbhuv lub tshwjchim.

<i>Txujmoo Zoo hab Kevclub tsi hloov</i> <b>Cov tsaab ntawv xubthawj</b>	<b>48-57AD</b>

**Soj hab xaav:** Nyeem cov lus nug nrag nuav hab cov Vaajlugkub, sau paiv taub tej yam kws koj kawm tau.

Cov kev qhuab qha txug Txujmoo Zoo lug ntawm Kev Hlub tau tiv thaiv kev sis cais huv Pawg ntseeg le caag? Nyeem *1Kauleethaus 1:1-4:21* hab sau paiv taub koj cov lus teb:

---

---

Cov lus qha ntawm Txujmoo Zoo lug ntawm Kev Hlub pab tau koj hloov tej yam kws yuav ua kuas ntshuv huv Pawg ntseeg le caag? Nyeem *1Kauleethaus 5:1-6:20* hab sau paiv taub koj cov lus teb:

---

---

---

Sau tawm cov lus qha ntawm Txujmoo Zoo lug ntawm Kev Hlub cuam tshuam txug tej yam sawv ruaj nreeg lug ntawm:

**Kev Sib Yuav** (Nyeem *1Kauleethaus 7:1-40* hab saib zaaj 29):

---

---

---

---

**Mlom** (Nyeem *1Kauleethaus 8:1-10:33*):

---

---

---

**Cov Kev Sib Ntsib** (Nyeem *1Kauleethaus 11:1-34*):

---

---

**Cov tswvyim saab ntsuiplog** (Nyeem 1Kauleethaus 12:1-14:40): \_\_\_\_\_

---

---

---

---

**Kev tuag hab sawv rov lug** (Nyeem 1Kauleethaus 15:1-58): \_\_\_\_\_

---

---

---

---

**Sis sau lug uake** (Nyeem 1Kauleethaus 16:1-24): \_\_\_\_\_

---

---

**Lus cim:** Saib khub twb ntxiv, Pub hab cov teebmeem cuam tshuam txug nyaj txag, phaab ntawv 190.

**Sis tham:** Txujmoo Zoo ntawm Kev Hlub yuav pab tiv thaiv kev sis cais, khu kuas muaj kev sis sab laj txug kev ncaj ncees hab sis sau uake? Piv rua Txujmoo Zoo ntawm Kev Hlub tau saib pum huv 1 Kauleethaus nrug rua koj tug kheej, tsev neeg hab Pawg ntseeg. \_\_\_\_\_

---

---

---

---

Koj yuav tau hloov yam twg huv koj lub neej, tsev neeg hab Pawg ntseeg kuas lawv sawv ruaj khov huv Txujmoo Zoo ntawm Kev Hlub? \_\_\_\_\_

---

---

---

---

---

---

**Nqeg teg:** Koj yuav pib hloov txhua yaam ntawd huv koj lub neej tug kheej, tsev neeg hab Pawg ntseeg kws koj nyob le caag hab thaus twg? \_\_\_\_\_

---

---

---

---

---

---

---

---

---

---

Vaajtswv kev npaaj rua ib Pawg ntseeg ruajkhov

## Zaaj 16

# Ua kuas Pawg ntseeg ruaj khov Povlauj cov tsaab ntawv xubthawj xyoo 48-57 AD

**2Kauleethaus** yog tsaab tsib ntawm Povlauj xaa moog pab cov ntseeg kuas ruaj khov huv Txujmoo Zoo lug ntawm Kev Hlub. Rua qhov cov xwbfbw cuav tuaj ua kuas Pawg ntseeg tshab tawg, kws yog ua rua Povlauj hab Txujmoo Zoo kuas poob nqe lossis tsi ntseeg. Vim le ntawd, tsaab ntawv nuav tau xaa moog khov Txujmoo Zoo hab tiv thaiv nwg teg dlejnum ua tubtxib.

<i>Txujmoo Zoo hab Kevhlub tsi hloov</i> <b>Cov tsaab ntawv xubthawj</b>	<b>48-57AD</b>

**Soj hab xaav:** Nyeem cov lus nug nrag nuav, sau kuas paiv taub cov Vaajlugkub, hab ua lawv le koj tau kawm.

Tegnum ntawm Txujmoo Zoo lug ntawm Kev Hlub tiv thaiv Povlauj tug cwj pwm le caag? Nyeem 2Kauleethaus 1:1-2:11 hab sau paiv taub koj cov lus teb:\_\_\_\_\_

---

---

---

---

Tegnum ntawm Txujmoo Zoo lug ntawm Kev Hlub tiv thaiv Povlauj txuj haujlwm qhuab qha le caag? Nyeem 2 Kauleethaus 2:12-7: 16 hab sau paiv taub koj cov lus teb:\_\_\_\_\_

---

---

---

---

Tegnum ntawm Txujmoo Zoo lug ntawm Kev Hlub tiv thaiv muab lug hab pab nyaj txag le caag? Nyeem 2Kauleethaus 8:1-9:15 hab sau kuas paiv taub koj cov lus teb:\_\_\_\_\_

---

---

---

---

---

---

---

---

**Sau cim:** saib khub twb ntxiv, Pub hab tej teebmeem cuam tshuam txug nyaj txag, phaab ntawv 195.

Tegnum ntawm Txujmoo Zoo lug ntawm Kev Hlub ua tim khawv rua Povlauj tegnum ua le caag? Saib tshooj 34, nyeem 2 Kauleethaus 10:1-12:13 hab sau paiv taub koj cov lus teb:

---

---

---

Tegnum ntawm Txujmoo Zoo lug ntawm Kev Hlub ua tim khawv rua Povlauj tegnum ua le caag? Nyeem 2 Kauleethaus 12:14-13:14 hab sau kuas paiv taub koj cov lus teb:\_\_\_\_\_

---

---

---

**Sis tham:** Yuav ua le caag tegnum ntawm Txujmoo Zoo lug ntawm kev hlub pab tiv thaiv hab ua tim khawv txug tegnum hab Povlauj cov lus qha? Sib piv tegnum ntawm Txujmoo Zoo kws zoo li pum huv 2Kauleethaus nrug koj lub neej, tsev neeg hab Pawg ntseeg?\_\_\_\_\_

---

---

---

Koj yuav tau hloov yam twg huv koj lub neej, tsev neeg hab Pawg ntseeg kuas lawv sawv ruaj khov huv Txujmoo Zoo ntawm Kev Hlub?\_\_\_\_\_

---

---

---

**Nqeg teg:** Koj yuav pib hloov txhua yaam ntawd huv koj lub neej tug kheej, tsev neeg hab Pawg ntseeg kws koj nyob le caag hab thaus twg? \_\_\_\_\_

---

---

---

---

---

---

---

---

---

---

Vaajtswv kev npaaj rua ib Pawg ntseeg ruaj khov

## Zaaj 17

# Ua kuas Pawg ntseeg ruaj khov: Povlauj cov tsaab ntawv xubthawj xyoo 48-57 AD

*Loos* yog tsaab rau kws Povlauj sau hab ntev dlua ntais. Tsaab nuav txeev muaj txhij dlua ndlais has Txujmoo Zoo hab tau sau txhawb cov ntseeg Txujmoo Zoo lug ntawm Kev Hlub. Povlauj Txhais has txug ib tug tau suav has tas ncaajnceeg tsuag yog dhlau ntawm kev ntseeg hab cov lus qhuab qha txug kev txhum, kev cawmdlim, kev ua kuas dlawbhuv hab ua num huv Yexus Khetos.

<i>Txujmoo Zoo hab Kevhlub tsi hloov</i> <b>Cov tsaab ntawv xubthawj</b>	<b>48-57AD</b>

**Soj hab xaav:** Nyeem cov lus nug nrag nuav hab cov Vaajlugkub, sau paiv taub lawv le koj kawm tau.

Vim le cag txhua tug neeg yuav tsum noog Txujmoo Zoo lug ntawm Kev Hlub? Nyeem Loos 1: 1-3:20 hab sau paiv ttaub koj cov lus teb: \_\_\_\_\_

---



---



---

Yuav ua le cag Txujmoo Zoo lug ntawm Kev Hlub tau qha kev ncajnnees hab kev ncajnnees rua cov neeg txhum hab cov tsis ncajnnees? Nyeem Loos 3:21-5:21 hab sau paiv taub koj cov lus teb: \_\_\_\_\_

---



---



---

Yuav ua le cag Txujmoo Zoo lug ntawm Kev Hlub tau dlawbhuv lossis faib cov neeg kws yog Vaajtswv le? Nyeem Loos 6:1-8:39 hab sau paiv taub koj cov lus teb: \_\_\_\_\_

---



---



---



---



---

Yuav ua le cag Txujmoo Zoo lug ntawm Kev Hlub qha txug kev ncaj ncees hab ua tav yam kws Vajtsv tub xaiv huv ib tug neeg lawm? Nyeem Loos 9:1-11:36 hab sau paiv taub koj cov lus teb: \_\_\_\_\_

---

---

---

Yuav ua le caag Txujmoo Zoo lug ntawm Kev Hlub hloov tau ib tug neeg moog ua ib yam cuab yeej ntawm Vaajtsv txujkev ncajncaeg le caag? Nyeem Loos 12:1-16:27 hab sau kuas paiv taub koj cov lus teb:

**Sau cim:** Saib txheejtxheem “Kev sis raug zoo nrug Nplajteb hab cov tswj fwm tebchaws”, phab 199.

Ib tug neeg hloov dlua, tug ntawd yuav zoo le cag ntawm nwg tug kheej, tsev neeg, Pawg ntseeg hab lub nplajteb qhov chaw kws nwg tabtom nyob? \_\_\_\_\_

---

---

---

Yuav ua le cag Txujmoo Zoo lug ntawm Kev Hlub txhaj le suav tug neeg txhum ua ncajncaeg hab ua rua puab ncajncaeg? \_\_\_\_\_

---

---

---

Ib tug neeg txhum tau zaam txim, hloov dlua hab ua kuas ncajncaeg mas saib tug neeg ntawd zoo le caag? \_\_\_\_\_

---

---

---

**Sis tham:** Koj yuav raug hloov yam dlabtsi huv koj tug kheej, tsev neeg hab Pawg ntseeg kws koj nyob kuas ruaj khov tshaj huv Txujmoo Zoo lug ntawm Kev Hlub? \_\_\_\_\_

---

---

---

Koj yuav tau hloov yam twg huv koj lub neej, tsev neeg hab Pawg ntseeg kuas lawv sawv ruaj khov huv Txujmoo Zoo ntawm Kev Hlub? \_\_\_\_\_

---

---

---

**Nqeg teg:** Koj yuav pib hloov txhua yaam ntawd huv koj lub neej tug kheej, tsev neeg hab Pawg ntseeg kws koj nyob le caag hab thaus twg? \_\_\_\_\_

---

---

---



Vaajtswv kev npaaj rua ib Pawg ntseeg ruaj khov

## Zaaj 18

### Txhawb Pawg ntseeg:

### Povlauj cov tsaab ntawv nruab nraab xyoo 60 AD

*Efexaus* yog Povlauj tsaab xubthawj sau huv tsev lojcu, txhawb cov ntseeg hab paab puab kuas sawv ruaj khov hab sis koom huv Yexus Khetos hab txujkev npaaj ib txhis ntawm Vaajtswv; yog lub homphaj muab zaig ca paug thaum ub hab lug txug naj nub nuav twb qha tshwm. Povlauj txhais kuas paub has tas yuav ua le caag Txujmoo Zoo lug ntawm Kev Hlub txhaj cuam tshuam txug txhua tug hab tsev neeg kuas qha Vaajtswv lub homphaj moog ib txhis ntawm Nwg lub hwjchim kws ua rua huv peb txhua tug.

<i>Koom ua ib rua huv Vaajtswv Kev xaav hab Kev npaaj</i> <b>Cov tsaab ntawv nraab</b>	<b>60-63 AD</b>
<i>Txujmoo Zoo hab Kevhlub tsi hloov</i> <b>Cov tsaab ntawv xubthawj</b>	<b>48-57AD</b>

**Soj hab xaav:** Nyeem hab soj hab xaav cov Vaajlugkub nug nraag nuav, hab sau paiv taub lawv le koj kawm tau.

Cov koob hmoov lossis cov nuj nqeg sab ntsujplig kws koj muaj huv Yexus yog dlabtsi? Nyeem Efexaus 1:1-23 hab sau paiv taub koj cov lus teb: \_\_\_\_\_

\_\_\_\_\_  
\_\_\_\_\_  
\_\_\_\_\_

Koj tegnum tshab hab tsev neeg huv Yexus yog dlabtsi? Nyeem Efexaus 2:1-22 hab sau paiv taub koj cov lus teb: \_\_\_\_\_

\_\_\_\_\_  
\_\_\_\_\_  
\_\_\_\_\_

Povlauj cov lus thov Vaajtswv lug ntawm Pawg ntseeg rua Vaajtswv lub homphaj ib txhis le cag? Nyeem Efexaus 3:1-21 hab sau paiv taub koj cov lug teb: \_\_\_\_\_

\_\_\_\_\_  
\_\_\_\_\_  
\_\_\_\_\_

Povlauj koj cov neeg ntseeg huv Pawg ntseeg lawv le Vaajtswv luc homphaj ib txhis le caag? Nyeem Efexaus 4-6 hab sau paiv taub yam koj kawm tau: \_\_\_\_\_

Taug kev huv kev sib sau (4:1-16): \_\_\_\_\_

Taug kev huv kev dlawbhuv (4:17-32). \_\_\_\_\_

Taug kev huv kev hlub (5:1-6). \_\_\_\_\_

Taug kev huv qhov pum kev (5: 7-14). \_\_\_\_\_

Ua zoo saib xyuas zoo (5:15-17) \_\_\_\_\_

Taug kev huv kev sis hum (5:18-6:9). \_\_\_\_\_

Taug kev nyob huv kev muaj yeej (6:10-24). \_\_\_\_\_

**Sis tham:** Povlauj tsab ntawv xa moog rua cov ntseeg ntawm Efexaus sis paab lug ntawm kev sis koom hab lub homphaj hab Vaajtswv txujkev npaaj ib txhis le caag? \_\_\_\_\_

Koj yuav tau hloov yam twg huv koj lub neej, tsev neeg hab Pawg ntseeg kuas lawv sawv ruaj khov huv Txujmoo Zoo ntawm Kev Hlub? \_\_\_\_\_

**Nqeg teg:** Koj yuav pib hloov txhua yaam ntawd huv koj lub neej tug kheej, tsev neeg hab Pawg ntseeg kws koj nyob le caag hab thaus twg? \_\_\_\_\_

Vaajtswv kev npaaj rua ib Pawg ntseeg ruaj khov

## Zaaj 19

# Ua kuas Pawg ntseeg ruaj khov: Povlauj cov tsaab ntawv nraab xyoo 60 AD

*Filipis* yog tsaab ob Povlauj sau huv tsev lojcuj txhawb cov ntseeg hab paab kuas puab lug koom ua ib lub cev rua Yexus Khetos. Povlauj qha txug ua le caag Txujmoo Zoo lug ntawm Kev Hlub hab kev ncaajnceeg, dlau lug ntawm kev ntseeg, cuam tshuam txug ntawm tug kheej hab tsev neeg kuas puab ua neej zoo le cov neeg kws ua haujlwm txo hwjchim huv Tswv Yexus Khetos rua kauj ruam ntawm Txujmoo Zoo.

<i>Koom ua ib rua huv Vaajtswv Kev xaav hab Kev npaaj</i> <b>Cov tsaab ntawv nraab</b>	<b>60-63 AD</b>
<i>Txujmoo Zoo hab Kevhlub tsi hloov</i> <b>Cov tsaab ntawv xubthawj</b>	<b>48-57AD</b>

**Soj hab xaav:** Nyeem cov lus nug nrag nuav hab cov Vaajlugkub, sau kuas paiv taub yam koj kawm tau.

Qhov kev ruaj khov huv sab ntsujplig, kev xaav, sis pab khiav kuas txug vim Txujmoo Zoo ntawm Yexus Khetos, sis koom ua ib txujkev xaav rua lub homphaj hab kev npaaj moog ib txhis ntawm Vaajtswv le caag? Nyeem Filipi 1:1-30 hab sau kuas paiv taub koj cov lus teb: \_\_\_\_\_

---

---

Tswv Yexus qhov kev xav hab txu hwjchim pab kom ib lub sab xaav ntawm lub homphaj hab Vaajtswv kev npaaj hab nyob moog ib txhis le caag? Nyeem Filipis 2:1-30 hab sau paiv taub koj cov lug teb: \_\_\_\_\_

---

---

Sis tim lub txujkev xav nrug rua tej yam huv nplajteb hab kev xaav kws cog rua Tswv Yexus. Kev xaav twg paab rua qhov ua kuas sis koom rua huv lub homphaj hab Vaajtswv kev npaaj nyob moog ib txhis le caag? Nyeem Filipis 3:1-21 hab sau paiv taub koj lulug teb: \_\_\_\_\_

---

---

---

Qhov kev zoo sab huv Vaajtswv hab thov Vaajtswv rua txhua yam paab kuas muaj kev sis hum hab koom ib txujkev xav huv lub homphaj hab Vaajtswv kev npaaj moog ib txhis le caag? Nyeem Filipis 4:1-23 hab sau paiv taub koj cov lug teb:\_\_\_\_\_

---

---

---

---

---

Sis thaam: Sau qee yam kws koj muaj peevxwm coj hab ua kuas luj hlub kev sis hum hab koom ib txujkev xaav huv koj Pawg ntseeg lossis huv lub homphaj hab Vaajtswv kev npaaj moog ib txhis?\_\_\_\_\_

---

---

---

---

---

---

---

---

---

---

Cov kev hloov twg kws koj yuav tau ua ntawm koj tug kheej, tsev neeg hab Pawg ntseeg kuas ruaj khuv tshaaj huv lub homphaaj hab Vaajtswv lub homthawj moog ib txhis?\_\_\_\_\_

---

---

---

---

---

---

---

---

---

---

**Nqeg teg:** Koj yuav hloov yam twg huv koj tug kheej, tsev neeg hab Pawg ntseeg le caag hab thaus twg?\_\_\_\_\_

---

---

---

---

---

Vaajtswv kev npaaj rua ib Pawg ntseeg ruaj khov

## Zaaj 20

# Ua kuas Pawg ntseeg ruaj khov:

## Povlauj cov tsaab ntawv txkws ntxiv xyoo 60 AD

*Khaulauxais* yog Povlauj tsaab ntawv thib 3, sau thaus nyob huv tsev lojcu, tsab ntawv paab rua cov ntsege ruaj khov huv qhov tseeb hab sis koom nrug Vaajtswv lub cev hab kev npaaj nyob moog ib txhis. Yexus Khetos yog lub Taubhau ntawm Pawg ntseeg. Povlauj taw qha Yexus Khetos ua tug thawj txawv le caag tagnrho cov kev lis kev cai, coj noj coj ua hab kevcai, nrug rua yam kws yuav ua le caag txhaj saib ntsoov ntawm cov kws has saum ntuj heev dlua yog cov ua huv npaajteb.

<i>Koom ua ib rua huv Vaajtswv Kev xaav hab Kev npaaj</i> <b>Cov tsaab ntawv nraab</b>	<b>60-63 AD</b>
<i>Txujmoo Zoo hab Kevhlab tsi hloov</i> <b>Cov tsaab ntawv xubthawj</b>	<b>48-57AD</b>

**Soj hab xaav:** Nyeem cov lus nug nrag nuav hab cov Vaajlugkub, hab sau paiv taub yam koj kawm tau.

Qhov kws Tswv Yexus yog tug thawj huv lub neej ntawm koj tus kheej, tsev neeg hab Pawg ntseeg sis kuas sis kom tuab txujkev xaav huv lub homphaj hab Vaajtswv kev npaj moog ib txhis le caag? Nyeem Kaulauxais1:1-29 hab sau kuas paiv taub yam koj kawm tau: \_\_\_\_\_

\_\_\_\_\_

Tej kev lis kevcai ntawm tuabneeg, yam npaaj tseg hab kev ntseeg kws tuabneeg rhawv tsim ua rua muaj kev sis faib huv lub Homphaj hab Vaajtswv kev npaaj moog ib txhis le caag: \_\_\_\_\_

\_\_\_\_\_

Qhov kws Tswv Yexus qua tug thawj ntawm lub homphaj hab Vaajtswv kev npaaj moog ib txhis tau qha tshwm le caag dlhau:

Lub neej dlawbhuv ntawm txhua tug 3:1-11 \_\_\_\_\_

\_\_\_\_\_  
\_\_\_\_\_  
\_\_\_\_\_

Kev phoojywg huv Pawg ntseg, Kaulauxais 3:12-17 \_\_\_\_\_

\_\_\_\_\_

Tsev hab tsev neeg 3:18-21. \_\_\_\_\_

\_\_\_\_\_

Chaw ua haujlwm, Kaulauxais 3:22-4:1. \_\_\_\_\_

\_\_\_\_\_

Kev ua haujlwm, Kaulauxais 4:2-18. \_\_\_\_\_

\_\_\_\_\_

**Sis thaam:** Sis tim qhov sis txawv ntawm Yexus Khetos yog Pawg ntseg lub Taubhau nrug rua ib txujkev ntseeg lossis ib txuj kevcai twg kws tuabneeg rhawv tsim. Yuav ua le caag txhaaj qhov zoo tshaj ntawm Yexus Khetos pab rua qhov koom ua ib lub saab xaav huv lub homphaj hab Vaajtswv kev npaaj moog ib txhis? \_\_\_\_\_

\_\_\_\_\_

\_\_\_\_\_

\_\_\_\_\_

Cov kev hloov twg kws koj yuav tau ua ntawm tug kheje, tsev neeg hab koj Pawg ntseeg kuas ruaj khov tshaaj huv lub homphaaj hab Vaajtswv kev npaaj moog ib txhis? \_\_\_\_\_

\_\_\_\_\_

\_\_\_\_\_

\_\_\_\_\_

**Nqeg teg:** Koj yuav hloov yam twg huv koj tug kheej, tsev neeg hab Pawg ntseeg le caag hab thaus twg? \_\_\_\_\_

\_\_\_\_\_

\_\_\_\_\_

\_\_\_\_\_

\_\_\_\_\_

Vaajtswv kev npaaj rua ib Pawg ntseeg ruaj khov

## Zaaj 21

# Ua kuas Pawg ntseeg ruaj khov: Povlauj cov tsaab ntawv nruab nraab xyoo 60 AD

*Filemoos* yog tsab ntawv thiv plaub ntawm Povlauj, sau thaus nyob huv tsev lojcu, tab ntawv nuav pab kuas cov ntseeg ruaj khov hab sis koom nrug Yexus Khetos lub cev hab txujkev npaaj moog ib txhis. Povlauj ua tshwm Vaajtswv lub hwjchm ntawm Txujmoo Zoo hab cov lug qhuab qha cuam tshuam txug tug kheej hab tsev neeg yuav tau sis koom nrug rua txujkev xa Moo Zoo.

<i>Koom ua ib rua huv Vaajtswv Kev xaav hab Kev npaaj</i> <b>Cov tsaab ntawv nraab</b>	<b>60-63 AD</b>
<i>Txujmoo Zoo hab Kevhlub tsi hloov</i> <b>Cov tsaab ntawv xubthawj</b>	<b>48-57AD</b>

**Soj hab xaav:** Nyeem cov lus nug hab cov nqai Vaajlugkub huv qaab nuav, sau paiv taub yam kws koj kawm tau.

Has tawm ib yam kws Povlauj has hab ua kuas paab hab sis koom cov ntseeg nrug Vaajtswv lub cev hab txujkev npaaj moog ib txhis? Nyeem Philemoos 1-7 hab sau paiv taub koj cov lug teb:

---



---



---



---



---

Povlauj siv cov lus hab qha le caag txhaj ua kuas muaj zug hab txhawb qhov kev sis koom ib lub sab xaav hab kev sis hlub huv Lub cev hab Vaajtswv txujkev npaaj moog ib txhis. \_\_\_\_\_

---



---



---



---



---

Koj pom zoo li cas ntawm tus Thwj Tim Povlauj thiab tus Khetos? Nyeem Philemon 17-20 thiab sau koj cov lus teb: \_\_\_\_\_

---

---

---

---

---

---

Cov lus sis ntsib hab nqua hu thaum kawg ntawm Povlauj pab txhaawb Txujmoo Zoo lug ntawm Kev Hlub hab qhov sis koom txujkev xaav nrug ib Lub cev hab Vaajtswv txujkev npaaj moog ib txhis le caag? Nyeem Philemoos 21-25 hab sau paiv taub koj cov lus teb: \_\_\_\_\_

---

---

---

---

---

---

**Sis tham:** Sis tim cov txwm ntawv hab Povlauj lub neej huv tsab ntawv Filemoos nrug cov txwm ntawv hab Yexus Khetos lub neej hab tom qaab ntawd muab lug piv rua ntawm lub neej tug kheej, tsev neeg hab Pawg ntseeg ntawm koj nyob: \_\_\_\_\_

---

---

---

---

---

---

Cov kev hloov twg kws koj yuav tau ua ntawm tug kheje, tsev neeg hab koj Pawg ntseeg kuas ruaj khov tshaaj huv lub homphaaj hab Vaajtswv kev npaaj moog ib txhis? \_\_\_\_\_

---

---

---

---

---

---

**Nqeg teg:** Koj yuav hloov yam twg huv koj tug kheej, tsev neeg hab Pawg ntseeg le caag hab thaus twg? \_\_\_\_\_

---

---

---

---

---

---



Vaajtswv kev npaaj rua ib Pawg ntseeg ruaj khov

## Zaaj 22

# Ua kuas Pawg ntseeg ruaj khov:

## Povlauj cov tsaab ntawv kawg xyoo 63-68 AD

*ITimautes* yog tsaab thawj hlo ntawm cov tsaab ntawv kawg, Povlauj xaa moog txhawb Pawg ntseeg kuas ua tau ib lub chaw tugnti huv tsev neeg. Povlauj cev cov lug nuav rua nwg tug mivtub huv saab ntsujplig yog Timautes, lug sau txujlw rua Timautes txais ntxiv nwg dlejnum moog rua thaus nwg yuav taag sim neej. Txujlw nuav yog qha qhov tseeb, rua ntseeg nrug qhov txaus sab, hab tegnum kws taw rua cov saib xyuas muaj puv npo saab ntsujplig.

<i>Muaj chaw tug huv huv Vaajtswv ntuj lub tsev</i> <b>Cov tsaab ntawv kawg</b>	63-68 AD
<i>Koom ua ib huv Vaajtswv lub homphaj hab Nwg kev npaaj</i> <b>Cov tsaab ntawv ntsaab</b>	60 - 63 AD
<i>Txuj xuv zoo lug ntawd txuj koob moov tsi hloov</i> <b>Cov tsaab ntawv xub thawj</b>	48-57 AD

**Soj hab xaav:** Nyeem cov lus nug hab cov nqai Vaajlugkub nrag qab nuav, sau paiv taub yam koj kawm tau.

Vim le caag kev qha zoo ha blub sab zoo ho muaj nqeg huv kev sis tib Vaajtswv tsev neeg? Nyeem 1Timautes 1:1-20 hab sau kuas paiv taub koj cov lus teb: \_\_\_\_\_

---

---

---

Povlauj qha dlabtsi txug kev thov Vaajtswv hab lub neej ntawm ib tug quasyawg hab quaspug huv Pawg ntseeg lossis Vaajstswv tsev neeg? Nyeem 1Timautes 2:1-15 hab sau paiv taub koj cov lus teb: \_\_\_\_\_

---

---

---

Vim le caag thawjcoj muaj cuab kav ho muaj nqeg huv kev sis tib tugnti Vaajtswv tsev neeg? Nyeem 1Timautes 3:1-16 hab sau paiv taub koj cov lus teb: \_\_\_\_\_

---

---

---

---

Yuav ua le caag ib tug thwjtim tau cob qha lug ntawm kev sis hwm hab kev sis hwm zoo le cag huv Pawg ntseeg lossis Vaajtswv tsev neeg? Nyeem 1Timautes 4:1-16 hab sau paiv taub koj cov lus teb: \_\_\_\_\_

---

---

---

---

Povlauj qhia dlabtsi txug cov yawg laug hab cov puj laug, puj ntsuag hab cov neeg laug huv kev sis tib kuas tugnti lawv lev Vaajtswv tsev neeg? Nyeem 1Timautes 5:1-25 hab sau paiv taub koj cov lus teb: \_\_\_\_\_

---

---

---

---

Povlauj cov lus txhawb thaus kawg huv kev sis tib kuas tugnti Vaajtswv tsev neeg yog dlabtsi? Nyeem 1Timautes 6:1-21 hab sau paiv taub koj cov lus teb: \_\_\_\_\_

---

---

---

---

**Sis tham:** Povlauj sau 1Timautes kuas koj txhaj toataub ib tug neeg koj yuav coj coojpwm le caag huv Vaajtswv tsev neeg, kws yog Vaajtswv Pawg ntseeg muaj sa nyob. Sau qee yam qha kuas koj paub ua neej le caag huv koj tug kheej, tsev neeg hab pawg ntseeg? \_\_\_\_\_

---

---

---

---

Koj yuav tsum hloov dlabtsi huv koj lub neej, tsev neeg hab Pawg ntseeg kuas txhaj le coj paub moog lawv le huv Vaajtswv tsev neeg? \_\_\_\_\_

---

---

---

---

**Nqeg teg:** Koj yuav hloov yam twg huv koj tug kheej, tsev neeg hab Pawg ntseeg le caag hab thaus twg? \_\_\_\_\_

---

---

---

---

Vaajtswv kev npaaj rua ib Pawg ntseeg ruaj khov

## Zaaj 23

# Ua kuas Pawg ntseeg ruaj khov

## Povlauj cov tsaab ntawv kawg xyoo 63-68 AD

**Titug** yog tsab ntawv thib ob ntawm Povlauj sau, sau moog pab kuas cov Pawg ntseeg ua ib tsev neeg muaj kev tugnti. Povlauj qha tej yam kuas yog le tug thawjcoj, kws yog sis tib Vaajtswv tsev neeg kuas tugnti nrug rua tej yam sis txawv huv Vaajlugkub. Povlauj kuj qha txug tej yam muaj nqeg ntawm kev ua neej nrug Txujmoo Zoo hab ua kuas dlawbhuv huv Vaajtswv tsev neeg.

<i>Muaj chaw tug huv huv Vaajtswv ntuj lub tsev</i> <b>Cov tsaab ntawv kawg</b>	63-68 AD
<i>Koom ua ib huv Vaajtswv lub homphaj hab Nwg kev npaaj</i> <b>Cov tsaab ntawv ntsaab</b>	60 - 63 AD
<i>Txuj xuv zoo lug ntawd txuj koob moov tsi hloov</i> <b>Cov tsaab ntawv xub thawj</b>	48-57 AD

**Soj hab xaav:** Nyeem cov lus nug hab cov nqai Vaajlugkub nrag qab nuav, sau paiv taub yam koj kawm tau.

Povlauj kuas Titus nyob tim koos povtxwv Kaletes kom tib Vaajtswv tsev neeg kaus muaj kev tugnti lug ntawm qhov tsa cov txwjlaug. Yam kws ntawm cov laug nuav muaj yog dlabtsi? Nyeem Titug 1:1-16 hab sau paiv taub koj cov lus teb: \_\_\_\_\_

---



---



---



---



---

Tug Thwj Tim Povlauj has Titus kuas qha cov lus qhuab qha zoo. Piav txujkev ua hab tug cwj pwm rua lwm txuj haujlwm sis txawv huv Vaajtswv Tsev Neeg. Nyeem Titug 2:1-10 hab sau paiv taub koj cov lus teb: \_\_\_\_\_

---



---



---



---



---

Txujkev kawm le caag huv Txujmoo Zoo ntawm Kev Hlub cuam tsuam le caag txug tsev neeg kuas muaj kev tugnti rua Vaajtswv? Nyeem Titus 2:11-15 hab sau paiv taub koj cov lus teb:\_\_\_\_\_

---

---

---

---

Txujmoo Zoo ntawm Kev Hlub yog txhawb siab rua ib tug neeg kuas ua neej hab coj coojpwm le caag huv Vaajtswv tsev neeg? Nyeem Titus 3:1-15 hab sau paiv taub koj cov lus teb:\_\_\_\_\_

---

---

---

---

**Sis tham:** Txhais Titus twb tib Pawg ntseeg ntawm lub koos txovtxwv Kaletes muaj kev tugnti le caag hab muab tim rua tej yam txug kev tugnti nuav nrug rua koj tug kheje, tsev neeg hab Pawg ntseeg ntawm koj:\_\_\_\_\_

---

---

---

---

---

---

---

---

Koj yuav tsum hloov dlabtsi huv koj lub neej, tsev neeg hab Pawg ntseeg kuas txhaj le coj puab moog lawv le huv Vaajtswv tsev neeg?\_\_\_\_\_

---

---

---

---

---

---

---

---

**Nqeg teg:** Koj yuav hloov yam twg huv koj tug kheej, tsev neeg hab Pawg ntseeg le caag hab thaus twg?\_\_\_\_\_

---

---

---

---

Vaajtswv kev npaaj rua ib Pawg ntseeg ruaj khov

## Zaaj 24

# Ua kuas Pawg ntseeg ruaj khov

## Povlauj cov tsaab ntawv kawg xyoo 63-68 AD

*2Timautes* yog tsaab rua ntawd cov tsaab ntawv kawg, Povlauj sau huv tsev lojcuj, ua ntej nwg yuav tuag, xaa moog txhawb cov Pawg ntseeg kuas ca jib tsev tuab neeg muaj chaw tugnti. Povlauj cob rua nwg tug mivnyuas saab ntsujplig txhua yaam tseemceeb ntawm Vaajtswv Txujlug rua cov thawjcoj ncaajnceeg, yog cov kws muaj peevxwm cob lwm tug.

<i>Muaj chaw tug huv huv Vaajtswv ntuj lub tsev</i> <b>Cov tsaab ntawv kawg</b>	63-68 AD
<i>Koom ua ib huv Vaajtswv lub homphaj hab Nwg kev npaaj</i> <b>Cov tsaab ntawv ntsaab</b>	60 - 63 AD
<i>Txuj xuv zoo lug ntawd txuj koob moov tsi hloov</i> <b>Cov tsaab ntawv xub thawj</b>	48-57 AD

**Soj hab xaav:** Nyeem cov lus nug hab cov nqai Vaajlugkub nrag qab nuav, sau paiv taub yam koj kawm tau.

Povlauj xa cov tegnum sis tib Vaajtswv tsev neeg kuas muaj kev tugnti rua Timautes. Timautes yuav tsum lawv le caag hab nws yuav tsum tab pov rau tegnum kws Povlauj le caag? Nyeem 2 Timautes 1:1-18 hab sau paiv taub koj cov lus teb: \_\_\_\_\_

\_\_\_\_\_  
\_\_\_\_\_  
\_\_\_\_\_

Tug Thwj Tim Povlauj xav kuas Nwg tug qauv dhau moog rua tiam tom ntej. Piav seb ib tug neeg ua Vajtswv pum haujlwm ncaajnceeg hab tau txais tas zoo le caag?. Vim le cag qhov nuav muaj nqeg rua kev sis tib Vaajtswv tsev neeg kuas muaj chaw tugnti rua yav tom ntej?

Nyeem 2Timautes 2:1-26 hab sau paiv taub koj cov lus teb: \_\_\_\_\_

\_\_\_\_\_  
\_\_\_\_\_  
\_\_\_\_\_

Yam dlabtsi nkag lug rua Vaajtswv tsev neeg rua tam kawg nuav? Nyeem 2Timaute 3:1-9 hab sau paiv taub koj cov lus teb: \_\_\_\_\_

\_\_\_\_\_  
\_\_\_\_\_

Yam dlabtsi tshwmsim rua ib tug ntseeg Vaajtswv xav ua lawv le yam kws Povlauj qha hab ua neej lawv le Vaajtswv Txujlug? Nyeem 2Timaute 3:10-17 hab sau paiv taub koj cov lus teb: \_\_\_\_\_

---

---

---

Povlauj ntuag Timautes tiv moog txug thaus kawg le caag? Npaj 2Timautes 4:1-8 hab sau paiv taub koj cov lus teb: \_\_\_\_\_

---

---

---

Piav qha Povlauj cov yeeb ncuab hab cov phoojywg kws nwg tau tau tiv thaus tib Vaajstvw tsev kaus muaj kev tugnti. Sawv daws tsiv tawm ntawm nwg, tabsis leejtwg sawv ntawm nwg ib sab moog txug thaus kawg? Nyeem 2Timaute 4:9-22 hab sau kuas paiv taub koj cov lus teb: \_\_\_\_\_

---

---

---

---

---

**Sis thaam:** Peb twb ncaajnceeg xa moog rua Vaajtswv tsev neeg yav tom ntej twb sis tib kuas muaj kev tugnti lug ntawm qhov ua lawv le Povlauj twb ua lawv le Yexus Khetos lossis tsi tau? Sis tim Povlauj lub neej hab cov lug kws nwg muab rua Timautes hab ntawm koj tug kheej, tsev neeg hab Pawg ntseeg naj nub nwg nuav. \_\_\_\_\_

---

---

---

---

Koj yuav tsum hloov dlabtsi huv koj lub neej, tsev neeg hab Pawg ntseeg kuas txhaj le coj puab moog lawv le huv Vaajtswv tsev neeg? \_\_\_\_\_

---

---

---

---

**Nqeg teg:** Koj yuav hloov yam twg huv koj tug kheej, tsev neeg hab Pawg ntseeg le caag hab thaus twg? \_\_\_\_\_

---

---

---

Vaajtswv kev npaaj rua ib Pawg ntseeg ruaj khov

## Npaaj num F

### Yuav ua le caag kuas txhawb tau ib Pawg ntseeg ruaj

Lus cim: Saib khub twb khu **Dlaws kev kub ntshuv**, Phab ntawv 216.

Lus cim: Saib khub twb khu **Pub hab tej teebmeem txug nyaj txag**, Phab ntawv 192.

1. Sau paiv taub txug Povlaub hab sijhawm “txhim khu”.

---

---

---

---

2. Sau paiv taub kuas pauv Povlauj cov ntawv (ua ntej, nruab nraab, kawg) sis pab nrug kub sijhawm txhim khu le caag.

Thawj Tsab Ntawv: \_\_\_\_\_

---

---

---

---

Cov Ntawv Nruab Nrab: \_\_\_\_\_

---

---

---

Cov Ntawv Kawg: \_\_\_\_\_

---

---

---

3. Pib tshawb fawb ib txujkev kuas txhim khu ib Pawg ntseeg. Qhov nuav yog ib qho kev npaj muaj tseeb kws yuav raug khu thaus kev kawm tav. \_\_\_\_\_

---

---

---

---

---

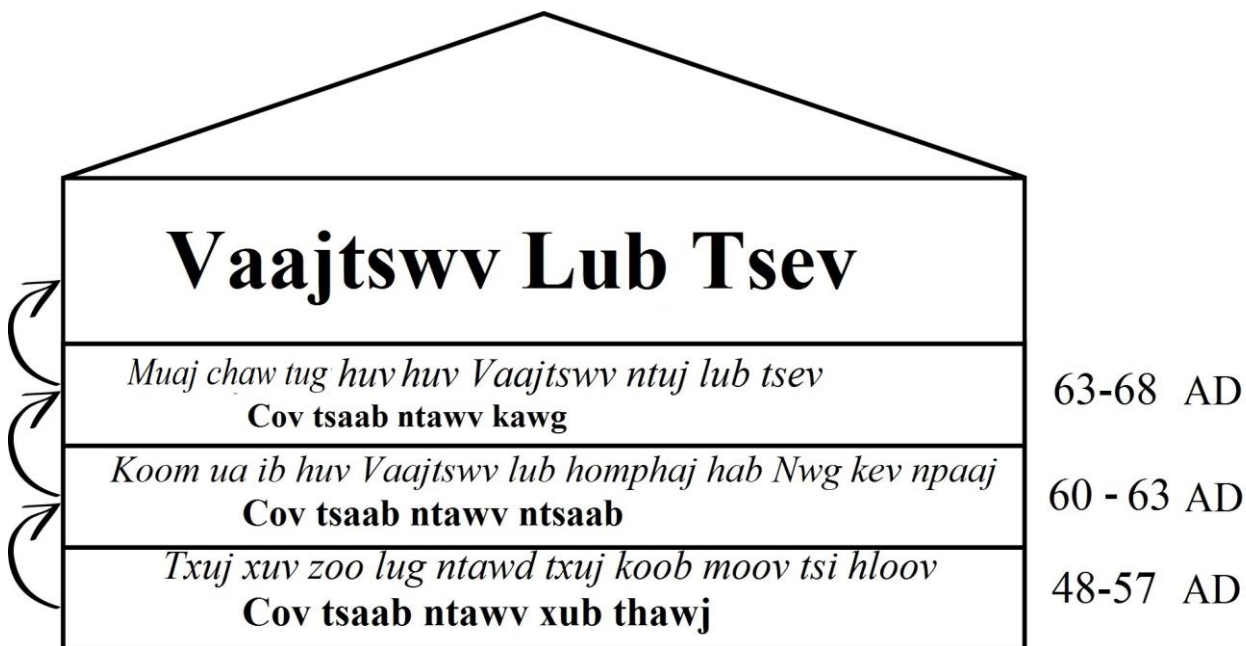
---

Vaajtswv kev npaaj rua ib Pawg ntseeg ruaj khov

## Zaaj 25

### Ib Pawg ntseeg ruaj khov lawv lub ntsab Vaajlugkub.

Povlauj yog ib tug tsim tsa Pawg ntseeg, nwg yog tug teeb dlaim tag taw rua lwm tug tsim tsa. Nwg tsi yog quavntsej txug tegnum pib tsa Pawg ntseeg tshab xwb, taabsis nwg xaav paab rua cov Pawg ntseeg tseem muaj nyob kuas muaj zug hab ruaj khov. Vim le ntawd, lawv le Vaajlugkub, ib Pawg ntseeg ruaj khov zoo le caag? Caw saib dlaim dluab kes huv qaab:



**Soj Ntsuam:** Nyeem hab saib xyuas cov nqe Vaajlugkub nrag nuav hab sau yam koj kawm tau ntawm Vaajtswv Txujlug kuas ib Pawg ntseeg ruaj khov.

**Tegnum 1:8** \_\_\_\_\_

**Tegnum 2:37-39** \_\_\_\_\_

**Tegnum 2:42-47** \_\_\_\_\_

**Tegnum 13:1-3** \_\_\_\_\_

**Tegnum 20:17-38** \_\_\_\_\_



**1Kauleethaus 13:1-13**

---

---

---

**Efexaus 1:15-18**

---

---

---

**Kaulauxais 1:3-6**

---

---

---

**1Thexalaunikes 1:2-4**

---

---

---

**2Thexalaunikes 1:3-4**

---

---

---

**1Kauleethaus 13:13**

---

**Xav:** Lawv le cov nqe Vaajlugkub nuav, sau paiv taub txug cov ntsiab lus tseem ceeb hab kev ua haujlwm kws koj tau pum lug ntawm Vajtswv Txujlug has tas txhua tug neeg, tsev neeg hab Pawg ntseeg tuaj yeem ua lawv le txhua lub sijhawm, huv txhua kab lis kev cai. (Yam kws muaj tseeb).

---

---

---

**Sis tham:** Muab sis tim cov ntsiab lug tseem ceeb nuav nrug tej yam twb tau ntsib lug huv koj tug kheej, tsev neeg hab Pawg ntseeg tam sim nuav?

---

---

---

Koj yuav tsum hloov dlabtsi huv koj lub neej, tsev neeg hab Pawg ntseeg kuas txhaj le koj puab moog lawv le huv Vaajtswv tsev neeg?

---

---

---

**Nqeg teg:** Koj yuav hloov yam twg huv koj tug kheej, tsev neeg hab Pawg ntseeg le caag hab thaus twg?

---

---

---

Vaajtswv kev npaaj rua ib Pawg ntseeg ruaj khov

## Npaaj num G

### Tsim tsa ib Pawg ntseeg ntu Vaajlugkub Tshab

Sau ncu: Saib khub twb ntiv **Sis pab dleinum** (txhua tug huv Pawg ntseeg), Phab ntawv 197.

Sau ncu: Saib khub twb ntiv **Kev sis raug zoo nrug Nplajteb hab cov tswj fwm tebchaws,** Phaab ntawv 199

1. Qha ib Pawg ntseeg ruaj khov ntu Vaajlugkub Tshab. Pib qha ntawm “Ib pawg ntseeg ruaj khov ntu Vaajlugkub Tshab yog...” Ca le ruaj khov tas yam yoojyim nuav yog ntau yam yog rua ntau Pawg ntseeg nyob txhua ntu sijhawm, huv txujkev koj koj ua twg.

*Ib Pawg ntseeg ruaj khov huv Vaajlugkub Tshab yog:* \_\_\_\_\_

---

---

---

---

---

2. Sis piv koj Pawg ntseeg nrug rua tej yam has txug ib Pawg ntseeg ruaj khov huv Vaajlugkub Tshab. Koj Pawg ntseeg yuav tau hloov yam dlabtsi?

Sau ncu: Saib khub twb ntiv **ntau nqe tubtxib tegnum,** Phab ntawv 203.

---

---

---

---

---

3. Koj yuav ua yam dlabtsi pab Pawg ntseeg naj nub nuav kuas hloov thooj le Pawg ntseeg huv Vaajlugkub Tshab? \_\_\_\_\_

---

---

---

---

---

4. Koj sau ib yam kuas paiv taub txug ntawm koj hab koj le haujlwm kuas pab lossis hloov tshab koj Pawg ntseeg lawv le huv Vaajlugkub? \_\_\_\_\_

---

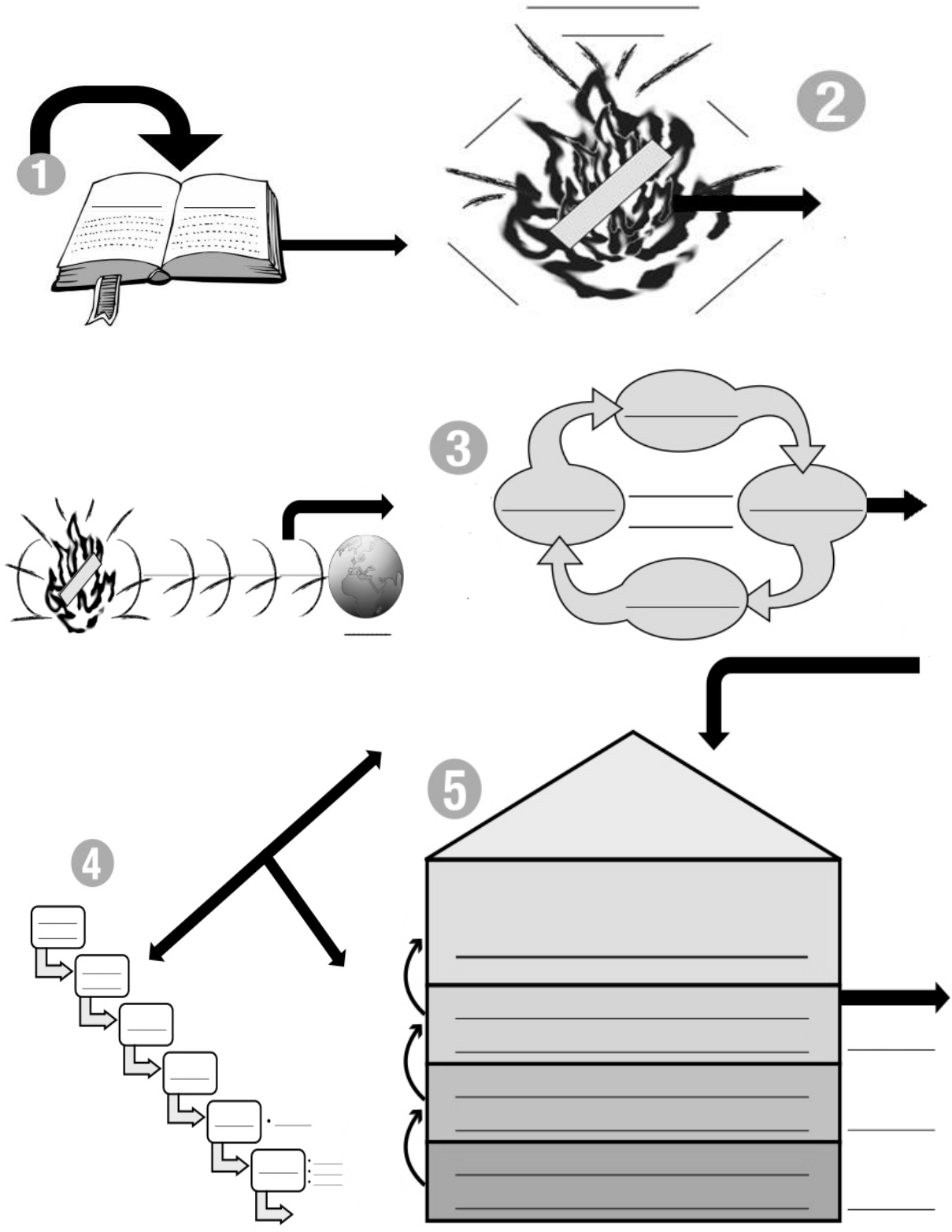
---

---

---

---

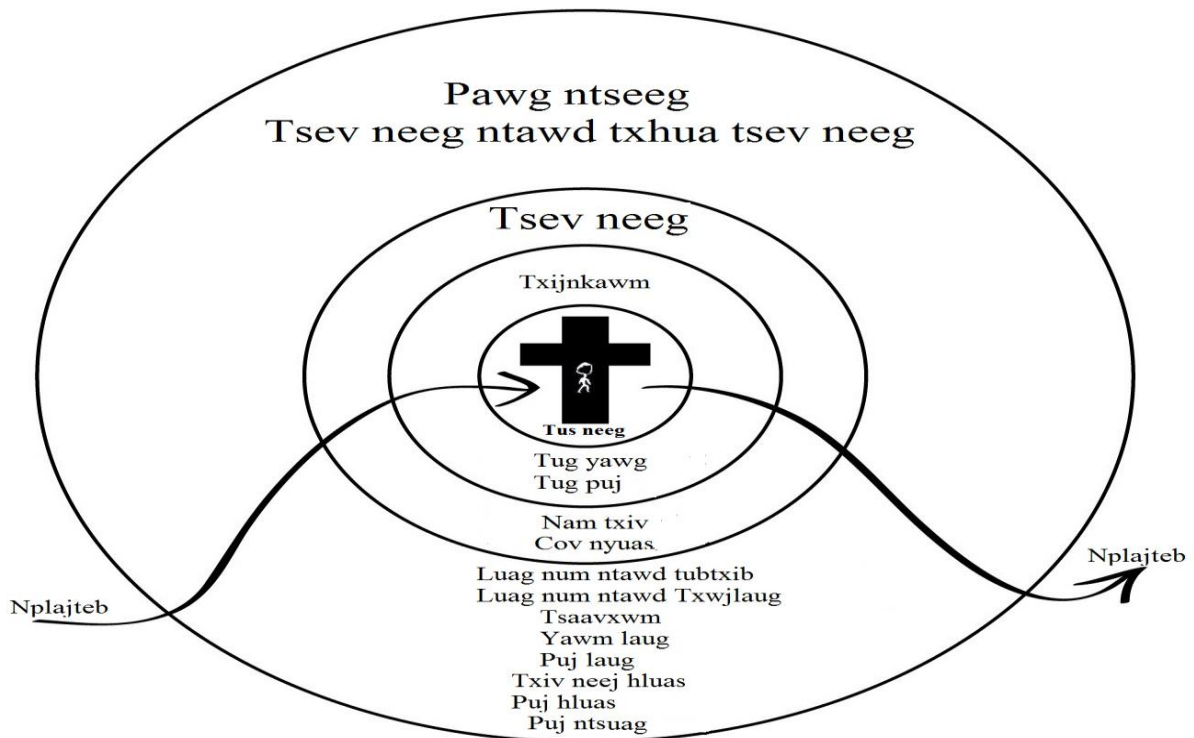
*Tshawb xyuas tshooj 1, 2, 3, 4 hab 5, hab sau rua huv cov kws tsi tau sau ua ntej moog rua tshooj 6.*



# Tshooj 6

## KEV TWV RUA PEB

# Luj hlub cov Pawg ntseeg muaj chaw tug



Vaajtswv yog Vaajtswv kws tug hab Nwg txujkev npaj moog ib txhis rua txhua tam yog Pawg ntseeg kws muaj chaw tugnti tsev neeg muaj chaw tug ntawm nyas tug kheej muaj chaw tug. Vaajtswv txujkev npaj ib txhis yog yam kws txhua yam kev npaj hab homphaj. Vaajtswv tsev neeg tau muaj lug ntawm ntau tsev neeg hab ib tsev neeg tau muaj lug ntawm txhua tug neeg huv tsev neeg. Tug dluab saum nuav pivtxwv kev kos hab tugnti huv Vaajtswv tsev neeg rua Vaajtswv kev npaaj ib txhis hab ua rua peb pum kev luj hlub huv Pawg ntseeg huv tshooj 6.

## Huv Vaajtswv kev npaaj moog ib txhis, Povlauj muaj ib tegnum muaj ob feem.

Efexaus 3:7-12, tubtxib Povlauj qha txug ntu nwg le dlejnum muaj ob feem:

1. Lawv le Efexaus 3:8 feem ib ntawm Povlauj dlejnum yog dlaabtsi? \_\_\_\_\_

\_\_\_\_\_

2. Lawv le Efexaus 3:9 feem ob ntawm Povlauj dlejnum yog dlaabtsi? \_\_\_\_\_

\_\_\_\_\_

Povlauj tsi yog qha txug “Tus Khetos txujkev npluanuj kws ntsuag tsi tau” xwb taabsis nws tseem xaav qha lug ntawm kws “nqeg teg lossis tswjfw” Vajtswv kev npaaj. Teg dlejnum kws tshaaj tawm kev npaaj nuav tseemceeb pauv tsi ntiv tsi tegnum tshaaj Moo Zoo le. Vim le ntawd, peb yuav raug tshawb nrhav tub dlua lu lug povthawj kws yog tug yumsij ceev - nqeg teg, tswjfw lossis kev npaaj – mas Povlauj tub siv ntawm nuav. Lu nuav lawv le lug Kilis yog “*oikonomia*” muaj le ob lus:

“*oikos*”, txhais tas lub tsev lossis tsev neeg.


“*nomos*”, txhais tas Kevcai lossis tugnti lossis kev saib xyuas.

Vim le ntawd, “*oikonomia*” yog *kevcai huv tsev lossis tugnti huv tsev neeg*. Dlhau moog ntawd kev xa Moo Zoo hab koob moov, Povlauj tegnum tseem yog qha tshwm lossis tshaajtawm lub chaw tugnti rua huv tsev neeg lossis huv Vaajtswv lub tsev neeg kws yog ib tsev neeg pib ntawm neeg Yudas nrug lwm haiv neeg. Nuav yog ib yam kws muab zaig nkoos tabsis zag nuav twb tau muab rhu tawm. Povlauj totaub meej nws tegnum tsis yog qhuab qha txug kev nplua nuj tsis muaj leejtwg piv tau ntawm Tswv Yexus taabsis nws tseem qha txug qhov kws Vaajtswv xav kuas Nws Pawg ntseeg ua, sib khu le caag hab yam kws Nws xaav kuas Pawg ntseeg coj le caag ua. Lub ntsaab lug nuav muaj thoo plawg hab muaj nqeg tshaaj huv Povlauj cov ntawv. Nyeem 2 Timautes 3:14-15. Vim le caag Povlauj sau tsaab ntawv nuav hab nws xav kuas Pawg ntseeg totaub dlaabtsi? \_\_\_\_\_

\_\_\_\_\_

\_\_\_\_\_

Thaum Povlauj sau tsaab ntawv rua Timautes hab Titaus, nws qha cov ntseeg kuas paub ua neej le caag txhaaj lawv le Vaajtswv tsev neeg, kws yog Pawg ntseeg. Lu lug tsev neeg yog ib lu lug kws suavdlawg puav leej paub txug tsev neeg. Kev xaa huv tsev neeg yog ib qhov dlaav heev vim txhua tug yeej paub tsev neeg yog le caag. Qhov tseemceeb yuav tsum paub tas Pawg ntseeg yog ibtsev neeg tau tsaa lug ntawd ntau tsev neeg koom uake. Has dlua lwm lu, Vaajtswv tsev neeg lossis Pawg ntseeg tau tsaa ntawd ntau tug kheej lossis tsev neeg; vim le ntawd, lub chaw tugnti huv Pawg ntseeg lossis huv Vaajtswv tsev neeg kuj ibyam le tugnti huv tsev neeg. Kev thaajyeeb, sis hum hab sis koom huv tsev neeg yuav tau khu zoo dlua yog thaum suavdlawg ua lawv le txhua yaam kws Povlauj sau, ua tav yus le tegnum huv tsev neeg hab huv Pawg ntseeg lawv le Vaajlugkub qha. Huv qaab nuav yog rab dluab pev txug kev sis tib cov ntseeg kuas ruaj khov huv Vaajtswv tsev neeg, kws yog Pawg ntseeg lossis Yexus Khetos luv cev (1 Kaulethaus 12:12-12).



Povlauj xaav kuas cov ntseeg ua lawv le cov kevcai kws nwg tub tsaav Pavg ntseeg. Nwg tubsau cov kevcai nuav rua huv 13 tsaab ntawv xaa rua ntau tug hab ntau Pavg ntseeg sis txawv. Vim cov Pavg ntseeg nuav tsi tau ua lawv le txhua yam Povlauj qha es puab yuav tsum tau Kev npaaj dlua kuas tugnti. Ntawm nuav yog qhov kws Povlauj kuas Titaus nyob huv koog povtxwv Khetes (Titaus 1:5).

Povlauj cov tsaab ntawv kawg xaa rua Timautes hab Titaus tub tseg tej lus cob qha ntawd teg dlejnum tu tus Tswv lub tsev. Luag dlejnum huv Pavg ntseeg yuav tsum tau paab hab ncaaj nceeg rua tsev neeg, ib yaam le kws tus puj yuav tsum ntxiv rua tug yawg, tsaav xwm ntxiv rua txwjlaug hab txwjlaug ua kuas tav rua Yexus Khetos. Tsi xob muaj ib tug twg tawm tsaam nrug lwm tug tswvcuab tegnum huv nwg tsev lossis Pavg ntseeg. Txhua txhua tug yuav tsum sis moog lug. Ib yaam le, ITimautes 3:4-5 hab Titaus 1:6, yog ib tug txivneej twg tswjfwim tsi tau nwg tsev neeg ces tus ntawd tswjfwim tsis tau Pavg ntseeg. Ib tug coj Pavg ntseeg kws muaj zug lawv le Vaajlugkub huv Pavg ntseeg tuaj ntawm tug thawjcoj muaj zug lawv le Vaajlugkub huv tsev neeg.

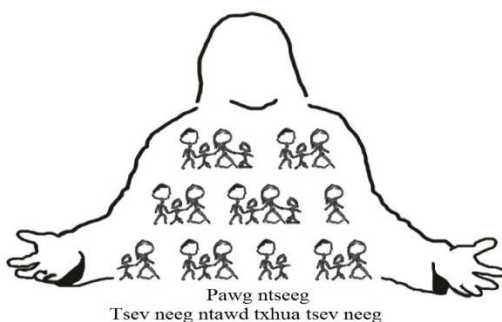
Qhov kws saib cov kev sis raug zoo huv tsev neeg yuav paab peb pum tseeb hab yoojyim rua luag dlejnum feeb nyob huv Pavg ntseeg. Vim Pavg ntseeg yog ib tsev neeg tsi yog lub tseev muag khoom, vim le mas qhov kws txais paub txug luag dlejnum ntawd peb rua huv tsev hab paab peb koom txhawb Pavg ntseeg le kev npaaj hab dlejnum. Ca le saib Povlauj yuav tsum has dlaabtsi txug ib tug kheej, tsev neeg thaus puab koom teg ua huv tsev lossis Vaajtswv tsev.

Ua ntej peb pib kawm thawj zaaj nuav, thov saib cov vij voog ntawm sab ntawv 127 hab koj yuav pum tas Yexus Khetos yuav tsum tau qha tshwm rua nplaajteb paub txug hab pun dlau lug ntawm lub neej ntawm tus kheej, kev sis yuav, tsev neeg hab ntawm peb Pavg ntseeg. Vim le ntawd, nplaajteb yuav pum Yexus Khetos dlau ntawm tus kheej, kev sis yuav, tsev neeg hab ntawm peb Pavg ntseeg (Tegnum 4:13). Peb muaj txujkev sis raug zoo hab yog yuav muaj tej kev tsis sis hum tawm tuaj huv txujkev sis raug zoo nuav ces yuav cuam tshuam txug kev sis raug zoo nrug lwm tug hab yuav has txug tug dluab ntawm Tswv Yexus tus nkauj nyaab rua nplaajteb. Zag nuav peb ca le noog ntawm Vaajtswv.

## Zaaj 26

# Lub chaw tug huv tsev neeg

Vim Vaajtswv muaj kev tugnti huv nplajteb nuav, yog le tsev neeg lossis Vaajtswv lub tsev yuav tsum tugnti. Tsev neeg lossis Vaajtswv lub tsev yog muaj ntau tsev neeg sis koom uake (saib rab dluab huv qab nuav). Povlauj sau tsaab ntawv moog rua Timautes hab Titaus, txhais rua ob tug paub has tas yuav ua le caag koj tau pawg ntseeg ua neej yog le Vaajtswv tsev neeg, kws yog Pawg ntseeg.



**Soj:** Nyeem hab soj cov nqai Vaajlugkub nraag qaab nuav, sau txhua yaam kws koj kawm tau lug ntawm tsev neeg huv Vaajtswv.

Chivkeeb 18:19 \_\_\_\_\_

Chivkeeb 35:2-5 \_\_\_\_\_

Mathais 12:25 \_\_\_\_\_

1Petus 4:17 \_\_\_\_\_

Loos 12:4-5 \_\_\_\_\_

1Kauleethaus 11:3 \_\_\_\_\_

1Kauleethaus 12:1-26\_\_\_\_\_

Efexaus 2:19-20\_\_\_\_\_

Efexaus 2:21-22\_\_\_\_\_

1Timautes 3:4-5\_\_\_\_\_

1Timautes 3:14-15\_\_\_\_\_

Titaus 1:5-6\_\_\_\_\_

Titaus 2:1\_\_\_\_\_

**Noog xaav:** Lawv le cov nqai Vaajlugkub nuav, koj sau tuab lu ntsis txug cov kevcai hab txhua yaam tseemceeb kws koj kawm (soj) tau huv Vajtswv Txulug, kws yuav pab rua txhua tug, txhua tsev neeg hab pawg ntseeg coj tau, txawm yog nyob rua lub sijhawm twg hab nyob rua txuj kevcai twg. (Yuav tsum tsi hloov hlo le).\_\_\_\_\_

**Lug sis thaam:** Piv hab coj lug sis tim cov kevcai nuav nrug txhua yaam ntawd koj tus kheej paub hab dlha dlhau huv koj lub neej, tsev neeg hab Pawg ntseeg kws najnub nwgnuav koj nyob.\_\_\_\_\_

Lawv le koj, yuav tau hloov yaam twg huv tug kheej, tsev neeg hab Pawg ntseeg koj nyob ntawd nuav hab taamsim nuav?\_\_\_\_\_

**Nqeg teg:** Koj yuav pib hloov txhua yaam ntawd huv koj lub neej tug kheej, tsev neeg hab Pawg ntseeg kws koj nyob le caag hab thaus twg?\_\_\_\_\_



Zaaj 27

# Koj lub neej nyob huv Yexus Khetos

Tsis muaj yam dlaab tsi muaj nqeg hab yoojyim rua cov ntseeg tshaaj le ib tug ntseeg txais paub cuab tam kws nplua nuj ntawm yus lub neej nyob huv Yexus Khetos. Cov cuab taam nyob huv Yexus Khetos tsi luj tuaj, taabsis cov ntawd yog zoo taag taag hab txhij txhua pib kag thaum puab siv nwg txij nub puab tau txais kev cawm dlim. Cov cuab taam nuav tsis cuam tshuam txug kev ua zoo ntawm tuabneeg, taabsis yog kev hlub ntawm Tswv Yexus, tau txais paub dhau lug ntawm qhov kws Vaajswv pub rua peb.



**Soj:** Nyeem hab soj cov nqai nraag qaab nuav, sau txhua yaam kws koj kawm tau ntawd kev sis raug nrug Yexus Khetos.

Efexaus 1:3 \_\_\_\_\_

Efexaus 1:4 \_\_\_\_\_

Efexaus 1:5 \_\_\_\_\_

Efexaus 1:7 \_\_\_\_\_

Efexaus 1:11 \_\_\_\_\_

Efexaus 1:13 \_\_\_\_\_

Efexaus 2:6 \_\_\_\_\_

Efexaus 2:7 \_\_\_\_\_

Efexaus 2:10 \_\_\_\_\_

Efexaus 2:13 \_\_\_\_\_

Efexaus 2:16 \_\_\_\_\_

Efexaus 2:22 \_\_\_\_\_

Efexaus 3:6 \_\_\_\_\_

Efexaus 3:19 \_\_\_\_\_

Loos 3:24 \_\_\_\_\_  
Loos 5:17 \_\_\_\_\_  
Loos 6:3 \_\_\_\_\_  
Loos 6:4 \_\_\_\_\_  
Loos 6:5 \_\_\_\_\_  
Loos 6:10 \_\_\_\_\_  
Loos 6:23 \_\_\_\_\_  
Loos 8:1 \_\_\_\_\_  
Loos 8:37 \_\_\_\_\_  
Loos 8:38-39 \_\_\_\_\_  
\_\_\_\_\_  
Loos 16:10 \_\_\_\_\_  
1Kauleethaus 1:2 \_\_\_\_\_  
1Kauleethaus 4:10 \_\_\_\_\_  
1Kauleethaus 15:22 \_\_\_\_\_  
2Kauleethaus 2:14 \_\_\_\_\_  
2Kauleethaus 5:17 \_\_\_\_\_  
2Kauleethaus 12:9 \_\_\_\_\_  
Kalatias 2:17 \_\_\_\_\_  
Kalatias 2:19-20 \_\_\_\_\_  
\_\_\_\_\_  
Kalatias 3:14 \_\_\_\_\_  
Kaulauxais 1:27 \_\_\_\_\_  
Kaulauxais 2:9-10 \_\_\_\_\_  
\_\_\_\_\_  
Kaulauxais 3:3 \_\_\_\_\_  
\_\_\_\_\_  
2Timautes 2:1 \_\_\_\_\_  
\_\_\_\_\_

2Timotes 2:10

---

---

---

**Noog xaav:** Lawv le cov nqai Vaajlugkub nuav, koj sau tuab lu ntsis txug cov kevcai hab txhua yaam tseemceeb kws koj kawm (soj) tau huv Vajtswv Txulug, kws yuav pab rua txhua tug, txhua tsev neeg hab pawg ntseeg koj tau, txawm yog nyob rua lub sijhawm twg hab nyob rua txuj kevcai twg. (Yuav tsum tsi hloov hlo le).\_\_\_\_\_

---

---

---

**Lug sis thaam:** Piv hab koj lug sis tim cov kevcai nuav nrug txhua yaam ntawd koj tus kheej paub hab dlha dlhau huv koj lub neej, tsev neeg hab Pawg ntseeg kws najnub nwgnuav koj nyob.

---

---

---

---

---

Lawv le koj, yuav tau hloov yaam twg huv tug kheej, tsev neeg hab Pawg ntseeg koj nyob ntawd nuav hab taamsim nuav?\_\_\_\_\_

---

---

---

---

---

**Nqeg teg:** Koj yuav pib hloov txhua yaam ntawd huv koj lub neej tug kheej, tsev neeg hab Pawg ntseeg kws koj nyob le caag hab thaus twg?\_\_\_\_\_

---

---

---

---

---

---

---

---

---

---

## Zaaj 28

# Koj lub neej nrug Yexus Khetos

Ib qho ntawm ntau yam koob hmoov luj tshaaj ntawm ib tus ntseeg muaj yog ntawm nwg tug kheej nrug Vaajtswv tug kws muaj txujsa moog. Qee lub sijhawm txhua nub nyob huv Vaajtswv yog ib yam tseem ceeb hab muaj nqeg rua lub neej saab ntsujplig hab txujkev kws koj nrug Yexus Khetos moog. Thaum koj qee tau lub sijhawm ntsag tu ib leeg nrug Vajtswv, qhov ntawd txhais has tas koj tabtom nrug yam tseem ceeb tshaaj. Yam muaj nqeg tshaajplawg kws peb yuav ua dlhua yog yam kws peb txhua tus puav leej ua tau hab qhov ntawd yog qee lub sijhawm nrug Yexus Khetos huv Nwg Txulug hab huv kev thov Vaajtswv.

**Sau ca:** Saib Nqe twb Ntxiv “Yexus Rooj Mov” saab ntawv 188.S



**Soj:** Nyeem hab soj cov nqai nraag qaab nuav, sau txhua yaam kws koj kawm tau ntawd kev sis raug nrug Yexus Khetos.

Chivkeeb 3:8-9 \_\_\_\_\_

Chivkeeb 5:24 \_\_\_\_\_

Chivkeeb 48:15 \_\_\_\_\_

1Xwmtxheej Vaajntxwv 23:30 \_\_\_\_\_

Yausuas 1:8 \_\_\_\_\_

Phoo Ntawv Nkauj 5:3 \_\_\_\_\_

Phoo Ntawv Nkauj 16:11 \_\_\_\_\_

Yelemis 15:16 \_\_\_\_\_

Mathais 4 :4 \_\_\_\_\_

Mathais 6:6 \_\_\_\_\_

Mathais 6:11\_\_\_\_\_

Mathais 6:33\_\_\_\_\_

Malakaus 1:35\_\_\_\_\_

Malakaus 3:13-14\_\_\_\_\_

Lukas 10:38-42\_\_\_\_\_

Lukas 15:3-32\_\_\_\_\_

Yauhas 6:25-51 hab Khiavdlim 16:13-21\_\_\_\_\_

Yauhaas 15:1-11\_\_\_\_\_

Yauhaas 21:15-19\_\_\_\_\_

Tegnum 4:13\_\_\_\_\_

Tegnum 20:28\_\_\_\_\_

2Kaulethaus 4:16-18\_\_\_\_\_

Filipis 3:7-14\_\_\_\_\_

1Timautes 4:16\_\_\_\_\_

Hanplais 5:11-6:1\_\_\_\_\_

1Petus 1:22-2:3 \_\_\_\_\_  
\_\_\_\_\_

1Yauhas 1:3-7 \_\_\_\_\_  
\_\_\_\_\_

Tshwmsim 3:20 \_\_\_\_\_  
\_\_\_\_\_

**Noog xaav:** Lawv le cov nqai Vaajlugkub nuav, koj sau tuab lu ntsis txug cov kevcai hab txhua yaam tseemceeb kws koj kawm (soj) tau huv Vajtswv Txulug, kws yuav pab rua txhua tug, txhua tsev neeg hab pawg ntseeg koj tau, txawm yog nyob rua lub sijhawm twg hab nyob rua txuj kevcai twg. (Yuav tsum tsi hloov hlo le). \_\_\_\_\_  
\_\_\_\_\_  
\_\_\_\_\_

**Lug sis thaam:** Piv hab koj lug sis tim cov kevcai nuav nrug txhua yaam ntawd koj tus kheej paub hab dlha dlhau huv koj lub neej, tsev neeg hab Pawg ntseeg kws najnub nwgnuav koj nyob.  
\_\_\_\_\_  
\_\_\_\_\_

Lawv le koj, yuav tau hloov yaam twg huv tug kheej, tsev neeg hab Pawg ntseeg koj nyob ntawd nuav hab taamsim nuav? \_\_\_\_\_  
\_\_\_\_\_  
\_\_\_\_\_

**Nqeg teg:** Koj yuav pib hloov txhua yaam ntawd huv koj lub neej tug kheej, tsev neeg hab Pawg ntseeg kws koj nyob le caag hab thaus twg? \_\_\_\_\_  
\_\_\_\_\_  
\_\_\_\_\_

## Zaaj 29

# Luag num ntawm kev sis yuav

Pawg ntseeg tub tso cai rua txujkev noj haus txeem dlua lub ntsab ntawm txujkev sis yuav. Vaajtswv Txulug qha txug txujkev sis yuav yog sis coglug qhov zoo kawg nkaus ntawm ib tug txivneej hab ib tug quaspuij. Kws yog tig rov rua Vaajtswv Txulug, tug quasyawg hab tug quaspuij txawj tig rov rua Vaajlugkub ntawm kev sis yuav vim zaaj nuav nwg txuas txug Yexus Khetos lub cev kws yog Pawg ntseeg.

**Taw qha:** Saib feem muab ntxiv, **“Kev sib yuav ntawm txiv neej hab txiv neej, quaspuij hab quaspuij”** phaab ntawv 201.



**Soj Ntsuam:** Nyeem hab soj cov nqai huv qab nuav, sau txhua yaam kws koj kawm tau ntawm Vaajtswv saib ntsoov txug txujkev sis yuav.

**Chivkeeb 2:18-25**

---

---

**Malakis 2:13-17**

---

---

**Mathais 19:3-6**

---

---

**Malakaus 10:6-9**

---

---

**Lukas 20:34-35**

---

---

**1Kauleethaus 7:1-6, 26**

---

---

---

**1Kauleethaus 13:4-13**

---

---

---

**Efexaus 3:8-11**

---

---

---

**Efexaus 5:29-33**

---

---

---

**Khaulauxais 3:18-23**

---

---

---

**Henplais 13:4-6**

---

---

---

**Noog xaav:** Lawv le cov nqai Vaajlugkub nuav, koj sau tuab lu ntsis txug cov kevcai hab txhua yaam tseemceeb kws koj kawm (soj) tau huv Vajtswv Txulug, kws yuav pab rua txhua tug, txhua tsev neeg hab pawg ntseeg koj tau, txawm yog nyob rua lub sijhawm twg hab nyob rua txujkev cai twg. (Yam tsum tsi hloov hlo le).\_\_\_\_\_

---

---

---

**Lug sis thaam:** Piv hab koj lug sis tim cov kevcai nuav nrug txhua yaam ntawd koj tus kheej paub hab dlha dlhau huv koj lub neej, tsev neeg hab Pawg ntseeg kws naj nub nwgnuav koj nyob.

---

---

---

Lawv le koj, yuav tau hloov yaam twg huv tug kheej, tsev neeg hab Pawg ntseeg koj nyob ntawd nuav hab taamsim nuav?\_\_\_\_\_

---

---

---

**Nqeg teg:** Koj yuav pib hloov txhua yaam ntawd nuav huv koj lub neej tug kheej, tsev neeg hab Pawg ntseeg kws koj nyob le caag hab thaus twg?\_\_\_\_\_

---

---

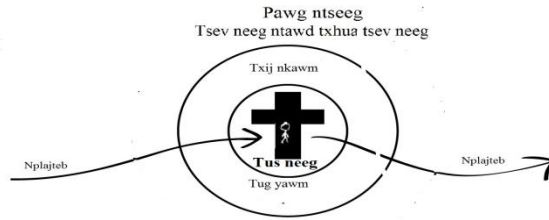
---



## Zaaj 30

# Luag dlejnum ntawm tug quasyawg

Vaajtswv Txulug qha rua peb paub tseeb tug kws sawv ua thawj huv tsev neeg yog tug quasyawg ntaag, fwm Yexus Khetos. Tug yawg lub luag dlejnum yog kevhlub, taw qha, tivthaiv, yog tug thawjcoj ntawm saab ntsujplig hab nqaij tawv rua tug quas puj hab tsev neeg. Lub luag dlejnum nuav yog tug yimsij cheem tsum rua nwg hab yog qhov kws tsheej ib tug xwbfwb rua Pawg ntseeg.



**Soj Ntsuam:** Nyeem hab soj cov nqai sau nuav, es sau txhua yaam kws koj kawm tau ntawm tug quasyawg lub luag dlejnum.

**Chivkeeb 2:15-24**

---

---

**Chivkeeb 3:1-7**

---

---

**Chivkeeb 3:8-20**

---

---

**Yelemis 44:19-23**

---

---

**1Kaulethaus 11:3**

---

**1Kaulethaus 14:33-40**

---

---

**Efexaus 5:21**

---

---

**Efexaus 5:23-24**

---

---

**Efexaus 5:25**

---

---

Efexaus 5:26

Efexaus 5:27

Efexaus 5:28-30

Efexaus 5:31-32

Efexaus 5:33

Khaulauxais 3:19

1Timautes 3:1-6

He nplais 11:7

1Petus 2:18-3:9

Noog xaav: Lawv le cov nqai Vaajlugkub nuav, koj sau tuab lu ntsis txug cov kevcai hab txhua yaam tseemceeb kws koj kawm (soj) tau huv Vajtswv Txulug, kws yuav pab rua txhua tug, txhua tsev neeg hab pawg ntseeg coj tau, txawm yog nyob rua lub sijhawm twg hab nyob rua txuj kevcai twg. (Yuav tsum tsi hloov hlo le).

Lug sis thaam: Piv hab coj lug sis tim cov kevcai nuav nrug txhua yaam ntawd koj tus kheej paub hab dlha dlhau huv koj lub neej, tsev neeg hab Pawg ntseeg kws najnub nwgnuav koj nyob.

Lawv le koj, yuav tau hloov yaam twg huv tug kheej, tsev neeg hab Pawg ntseeg koj nyob ntawd nuav hab taamsim nuav?

Nqeg teg: Koj yuav pib hloov txhua yaam ntawd huv koj lub neej tug kheej, tsev neeg hab Pawg ntseeg kws koj nyob le caag hab thaus twg?

Cov luag dlejšnum huv tsev neeg lawv le VaajlugKub

## Zaaj 31

# Luag dlejšnum ntawm tug quaspúj

Paajlug sau ca: “Tug quaspúj kws tximtxaj leej twg yuav nrhav tau? Nwg txim txaj dlua npauj nyaj npauj kub”. Luag dlejšnum ntawm tug quas puj pheej kev npaaj yuam kev vim tej kevcai, taabsis thaus kws ua Lawv Vaajlugkub huv qaab Vaaj Ntsujplig dlawbhuv tswjfwm, tug puj muaj kevtxuas tau hab humxeeb zoo rua tug yawg. Tug puj cheemtsu heev rua tug yawg tegnum hab lub neej sab ntsujplig.



**Soj Ntsuam:** Nyeem hab soj cov nqai nraag qaab nuav, es sau txhua yaam kws koj kawm tau ntawd tug quaspúj lub luag dlejšnum.

**Chivkeeb 2:15-24**

---

---

---

**Chivkeeb 3:1-7**

---

---

---

**Chivkeeb 3:8-20**

---

---

---

**Paajlug 12:4**

---

---

---

**Paajlug 19:14**

---

---

---

**Paajlug 31:10-31**

---

---

---

**Yelemis 44:19-23**

---

---

---

**1Kauleethaus 7:1-5**

---

---

**1Kauleethaus 14:33-40**

---

---

**Efexaus 5:21-24**

---

---

**Khaulauxais 3:18**

---

**1Timautes 3:11**

---

**Titaus 2:3-5**

---

---

**1Petus 2:18-3:9**

---

---

---

**Noog xaav:** Lawv le cov nqai Vaajlugkub nuav, koj sau tuab lu ntsis txug cov kevcai hab txhua yaam tseemceeb kws koj kawm (soj) tau huv Vajtswv Txulug, kws yuav pab rua txhua tug, txhua tsev neeg hab pawg ntseeg koj tau, txawm yog nyob rua lub sijhawm twg hab nyob rua txuj kevcai twg. (Yuav tsum tsi hloov hlo le).

---

---

---

**Lug sis thaam:** Piv hab koj lug sis tim cov kevcai nuav nrug txhua yaam ntawd koj tus kheej paub hab dlha dlhau huv koj lub neej, tsev neeg hab Pawg ntseeg kws najnub nwgnuav koj nyob.

---

---

---

Lawv le koj, yuav tau hloov yaam twg huv tug kheej, tsev neeg hab Pawg ntseeg koj nyob ntawd nuav hab taamsim nuav?

---

---

---

**Nqeg teg:** Koj yuav pib hloov txhua yaam ntawd huv koj lub neej tug kheej, tsev neeg hab Pawg ntseeg kws koj nyob le caag hab thaus twg?

---

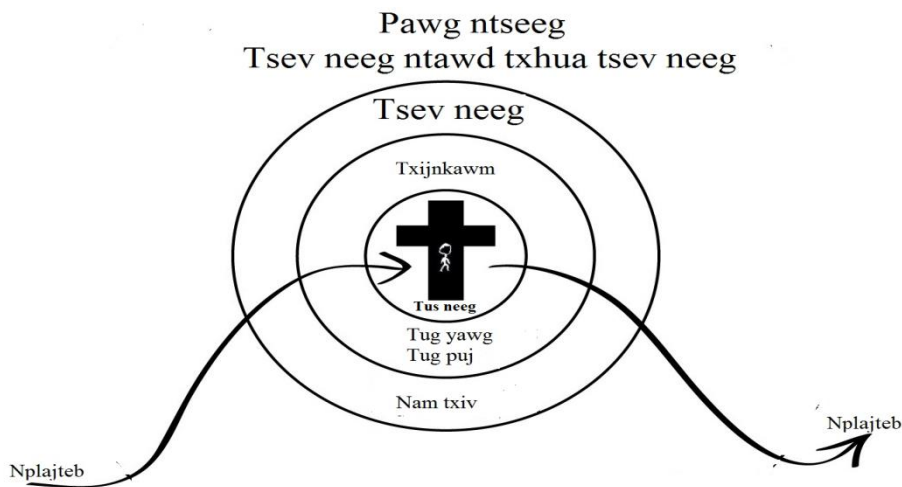
---

---

## Zaaj 32

# Luag num ntawm nam txiv

Nyob rua huv txujkev cob qha, yug tsev tuabneeg yog qhov chaws kws nyuaj cob qha tshaaj plawg. Qhov kev zoo sab yog Povlauj qha Timautes txug Vajtswv Txulug tsi taag yog cob qha rua txujkev ncaajnceeg (2Timautes 3:16) tiamsis tseem muaj txaus txhua yam (2Timautes 3:17), qhov ntawd qha has tas Vajtswv Txulug muaj ntau yam muaj nqes hab tseemceeb rua peb cov kws yog ua nam ua txiv kawm paub.



**Soj Ntsuam:** Nyeem hab soj cov nqai Vaajlugkub nraag nuav, es sau txhua yaam kws koj kawm tau ntawm lub luag dlejnum kws ua nam ua txiv huv Vaajtswv Txulug.

**Chivkeeb 1:26-3:24**

**Chivkeeb 22:1-14**

**2Kevcai 6:4-9**

**Paajlug 13:24**

**Paajlug 17:6**

**Paajlug 19:13**

**Paajlug 22:6**

**Malakis 4:5-6**

**Yauhaas 9:1-3**

**Loos 1:30**

**Efexaus 6:1-4**

**Khaulauxais 3:20-21**

**2Timautes 3:2**

**Noog xaav:** Lawv le cov nqai Vaajlugkub nuav, koj sau tuab lu ntsis txug cov kevcai hab txhua yaam tseemceeb kws koj kawm (soj) tau huv Vajtswv Txulug, kws yuav pab rua txhua tug, txhua tsev neeg hab pawg ntseeg coj tau, txawm yog nyob rua lub sijhawm twg hab nyob rua txuj kevcai twg. (Yuav tsum tsi hloov hlo le).

**Lug sis thaam:** Piv hab coj lug sis tim cov kevcai nuav nrug txhua yaam ntawd koj tus kheej paub hab dlha dlhau huv koj lub neej, tsev neeg hab Pawg ntseeg kws naj nub nwgnuav koj nyob.

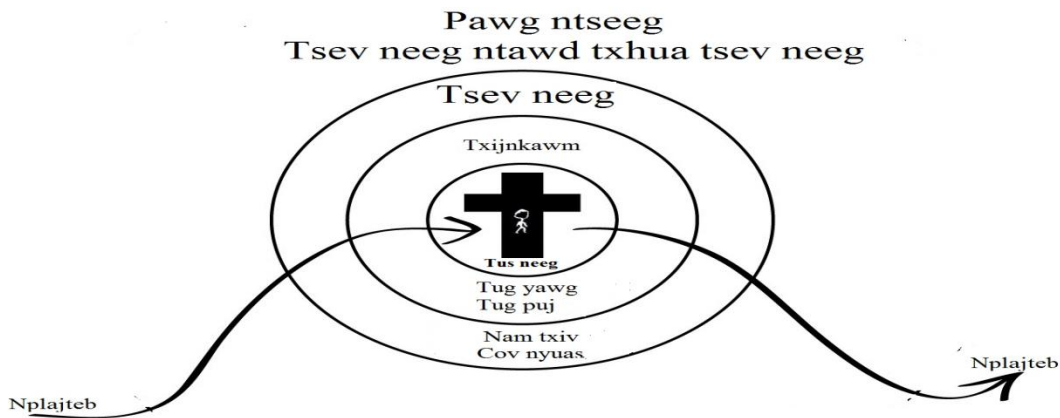
Lawv le koj, yuav tau hloov yaam twg huv koj tug kheej, tsev neeg hab Pawg ntseeg koj nyob ntawd nuav hab taamsim nuav?

**Nqeg teg:** Koj yuav pib hloov txhua yaam ntawd huv koj lub neej tug kheej, tsev neeg hab Pawg ntseeg kws koj nyob le caag hab thaus twg?

## Zaaj 33

# Luag num ntawm cov nyuas

Nplajteb hab kevcai nwg nuav ua rua tej mivnyuas saib tsi taug hab saib nam saib txiv tsi rau nqe. Vaajtswv Txuj lug qha tseeb kuas tej mivnyuas yuav tsum noog nam noog txiv lug hab saib nam txiv rau nqe. Ntau zag nyuaj ua lawv kawg nkaus, taabsis leejtwg ua lawv le nqai lug saamfwm nuav yuav tau txais lu lug cog tseg ntawm lub neej puv npo xyivfaab.



**Soj Ntsuam:** Nyeem hab soj cov nqai nuav, sau txhua yaam kws koj kawm tau ntawm mivnyuas lub luag dlejnum.

**1Samuyees 1:21-2:36**

**Yauj 31:15**

**Phau Ntawv Nkauj 127:3-4**

**Phau Ntawv Nkauj 144:12**

**Paajlug 1:7-10**

**Paajlug 4:1**

**Paajlug 5:7**

**Paajlug 17:6**

**Paajlug 31:28**

**Yelemis 1:5**

**Malakaus 10:14-16**

---

---

**Lukas 2:40, 52**

---

---

**Efexaus 6:1-3**

---

---

**Khaulauxais 3:20**

---

**1Timautes 5:4**

---

**2Timautes 1:5**

---

**2Timautes 3:1-5**

---

**2Timautes 3:15**

---

**Noog xaav:** Lawv le cov nqai Vaajlugkub nuav, koj sau tuab lu ntsis txug cov kevcai hab txhua yaam tseemceeb kws koj kawm (soj) tau huv Vajtswv Txulug, kws yuav pab rua txhua tug, txhua tsev neeg hab pawg ntseeg koj tau, txawm yog nyob rua lub sijhawm twg hab nyob rua txuj kevcai twg. (Yuav tsum tsi hloov hlo le).\_\_\_\_\_

---

---

---

**Lug sis thaam:** Piv hab koj lug sis tim cov kevcai nuav nrug txhua yaam ntawd koj tus kheej paub hab dlha dlhau huv koj lub neej, tsev neeg hab Pawg ntseeg kws najnub nwgnuav koj nyob.

---

---

---

Lawv le koj, yuav tau hloov yaam twg huv tug kheej, tsev neeg hab Pawg ntseeg koj nyob ntawd nuav hab taamsim nuav?\_\_\_\_\_

---

---

---

**Nqeg teg:** Koj yuav pib hloov txhua yaam ntawd huv koj lub neej tug kheej, tsev neeg hab Pawg ntseeg kws koj nyob le caag hab thaus twg?\_\_\_\_\_

---

---

---



Cov luag dlejnum huv tsev neeg Pawg ntseeg lawv Vaajlugkub

## Npaaj num H

# Teeb tsev neeg lawv lub chaw tug

1. Suam kaab lossis kes Povlauj kev xaav rua tegnum tswjfwm tsev neeg ntawd txhua tug kheej, siv cov luag dlejnum hab lub nraa sis txawv huv tsev neeg.

**Yexus Khetos:** \_\_\_\_\_

---

---

---

**Kev sis yuav:** \_\_\_\_\_

---

---

---

**Quasyawg:** \_\_\_\_\_

---

---

---

**Quaspuj:** \_\_\_\_\_

---

---

**Nam txiv:** \_\_\_\_\_

---

---

---

**Cov mivyuas:** \_\_\_\_\_

---

---

---

2. Piv koj tsev neeg rua qhov kws saum lossis koj qhov dluab kes ntawd zaaj lug teb sau (1). Koj tsev neeg yuav tsum hloov qhov twg? \_\_\_\_\_

---

---

---

---

---

3. Koj yuav ua yaam dlaabtsi paab rua txhua yaam hloov ntawd kws tshwm tuaj? \_\_\_\_\_

---

---

---

---

---

---

---

---

---

---

4. Sau ib lub homphaj paiv tuab lug rua luag dlejšnum hab koj lub nraa huv tsev neeg: \_\_\_\_\_

---

---

---

---

---

---

---

---

---

---

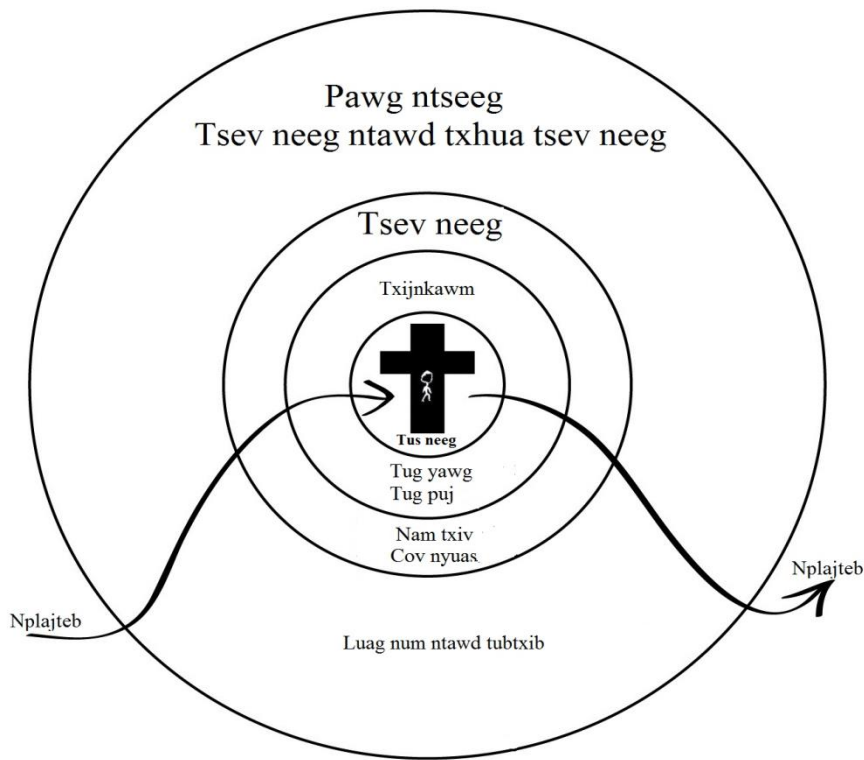
Tam sim no thaum nej tau teem tsev neeg, peb hloov mus rau qhov chaw Family of Families, lub Koom Txoos, los sis Tsev Neeg ntawm Vajtswv. Raws li peb tau kawm, kev txiav txim ntawm lub Koom Txoos ntwl los ntawm kev txiav txim hauv tsev neeg. Qhov no yog ib txoj hauv kev yooj yim to taub vim cov kab lis kev cai feem ntau paub txog tsev neeg cov qauv. Txawm nrog kev paub txog qhov no, kev cog lus ntawm tsev neeg yog ib qho teeb meem loj hauv pawg ntseeg feem ntau niaj hnuv no. Ua txhua yam teeb meem hauv lub Koom Txoos yog qhov teeb meem hauv tsev neeg. Yog li ntawd, nws yog qhov tseem ceeb ntawm zaj lus qhia uas hais txog kev txiav txim siab rau tsev neeg kom meej meej ua ntej nkag mus rau hauv lub Koom Txoos.

## Zaaj 34

# Tubtxib lub luag num

Vaajtswv Txulug qha tseeb txug txhua yaam ntawm cov tubtxib huv Pawg ntseeg xubthawj hab tsi muaj ib qhov twg huv Vaajlugkub tso cai rua peb xaav tas luag dlejnum ntawm cov tubtxib tu ncuva rua tam I. Tubtxib yog cov kws txheem tib dlaim tag tsim tsaacov Pawg ntseeg tshab hab khu tshab dlaim tag Pawg ntseeg qub huv tug Tswv lub tsev. Nuav yog lub luag num tseemceeb taabsis tub raug muab qaws nqaim hab ua nraim nkoos ntev tshaaj, vim le ntawd, Pawg ntseeg txhaj ntsoog auppob.

**Lu lug faaj:** Saib qhov kws cuab ntxiv rau, **ntau nge lub luag num ntawm cov Tubtxib** saab 203-204. **Lub luag num ntawm tug txhim tsaacov Pawg ntseeg tau Vaajtswv Txulug has txug** saab 205-208. **Lub hauv paus paab nyajtxag ntawm tug neeg txhim tsaacov Pawg ntseeg** saab 209-2011.



**Soj Ntsuam:** Nyeem hab soj cov nqai sau, sau txhua yaam kws koj kawm tau ntawm cov tubtxib lub luag dlejnum.

**Tegnum 14:14-15**

---



---



---

Efexaus 3:7

Efexaus 4:11-14

1Timautes 1:5-20

1Timautes 2:1-7

Titaus 1:5

2Timautes 2:15-26

2Timautes 4:1-7

**Noog xaav:** Lawv le cov nqai Vaajlugkub nuav, koj sau tuab lu ntsis txug cov kevcai hab txhua yaam tseemceeb kws koj kawm (soj) tau huv Vajtsv Txulug, kws yuav pab rua txhua tug, txhua tsev neeg hab pawg ntseeg koj tau, txawm yog nyob rua lub sijhawm twg hab nyob rua txuj kevcai twg. (Yuav tsum tsi hloov hlo le).

**Lug sis thaam:** Piv hab koj lug sis tim cov kevcai nuav nrug txhua yaam ntawd koj tus kheej paub hab dlha dlhau huv koj lub neej, tsev neeg hab Pawg ntseeg kws najnub nwgnuav koj nyob.

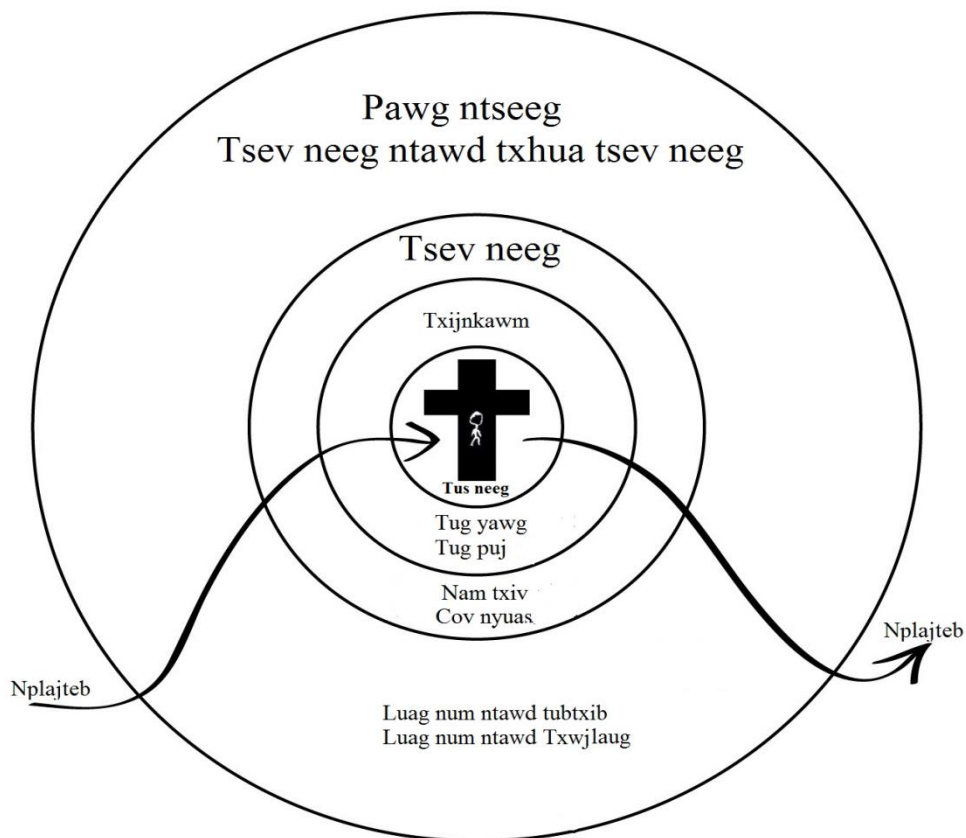
Lawv le koj, yuav tau hloov yaam twg huv tug kheej, tsev neeg hab Pawg ntseeg koj nyob ntawd nuav hab taamsim nuav?

**Nqeg teg:** Koj yuav pib hloov txhua yaam ntawd huv koj lub neej tug kheej, tsev neeg hab Pawg ntseeg kws koj nyob le caag hab thaus twg?

## Zaaj 35

# Luag num ntawm cov Xibfwb/Txwjlaug/ Thawjcoj/tug coj paab yaaj

Vaajlugkub siv cov suab ntawv sau piv txug nrug ib tegnum, kws yog tegnum coj kev hab saib paab yaaj lossis Vaajtswv tsev neeg. Cov suab ntawv nuav tau siv rua feem lej ntau (*pastors/ elders/ bishops/ overseers*) ca kuas pum tau tas tegnum ntawd tsi yog rua ib tug xwb. Puab yog cov yaaj huv paab ntawd Tug Luj yug yog Yexus Khetos hab peevxwm tswjfwv Pawg ntseeg ntawm paab yog Vaajtswv Txulug. (Lug faaj: nraag qaab zaaj nuav muaj phaab ntaus nqe rua cov thawjcoj/ txwjlaug/Tub saib xyuas).



**Soj Ntsuam:** Nyeem hab soj cov nqai nraag qaab nuav, hab sau txhua yaam kws koj kawm tau lub luag num cov xibfwb/ txwjlaug/thawjcoj/ tug coj paab yaaj.

**Exekees 34:1-31**

---

**Titaus 1:5**

**Tegnum 20:17-38**

**1Timautes 3:1-7**

**1Timautes 5:17-20**

**Titaus 1:5-9**

**Henplais 13:7**

**1Petus 5:1-4**

**Noog xaav:** Lawv le cov nqai Vaajlugkub nuav, koj sau tuab lu ntsis txug cov kevcai hab txhua yaam tseemceeb kws koj kawm (soj) tau huv Vajtswv Txulug, kws yuav pab rua txhua tug, txhua tsev neeg hab pawg ntseeg koj tau, txawm yog nyob rua lub sijhawm twg hab nyob rua txuj kevcai twg. (Yuav tsum tsi hloov hlo le).

**Lug sis thaam:** Piv hab koj lug sis tim cov kevcai nuav nrug txhua yaam ntawd koj tus kheej paub hab dlha dlhau huv koj lub neej, tsev neeg hab Pawg ntseeg kws najnub nwgnuav koj nyob.

Lawv le koj, yuav tau hloov yaam twg huv tug kheej, tsev neeg hab Pawg ntseeg koj nyob ntawd nuav hab taamsim nuav?

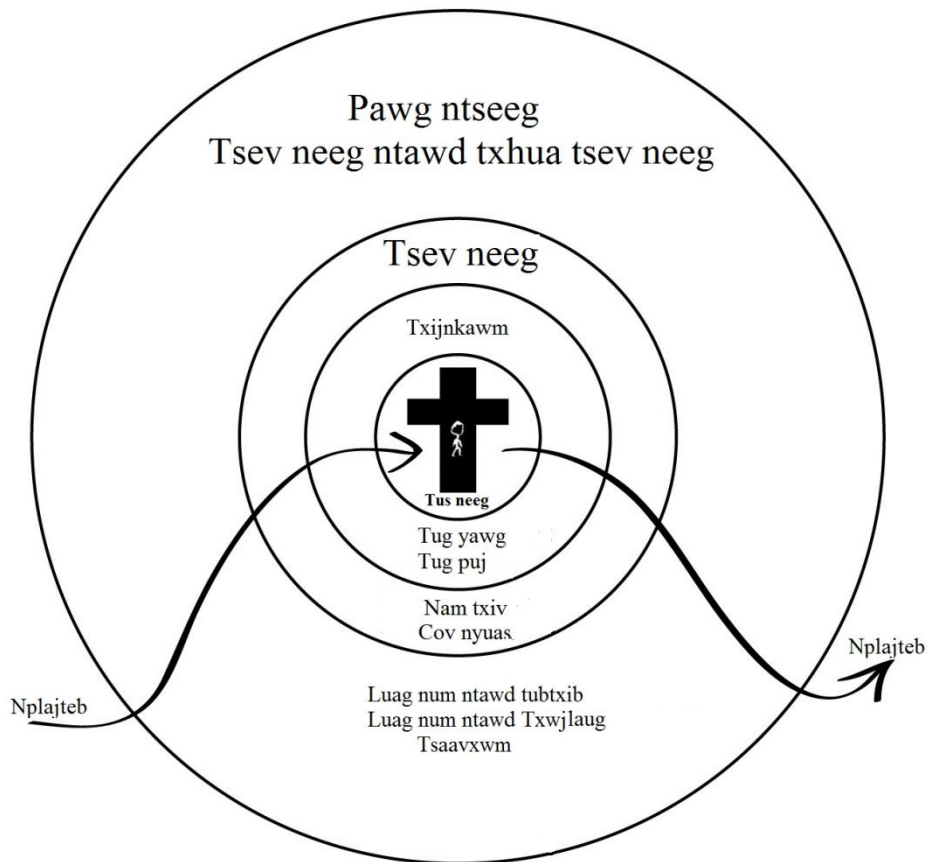
**Nqeg teg:** Koj yuav pib hloov txhua yaam ntawd huv koj lub neej tug kheej, tsev neeg hab Pawg ntseeg kws koj nyob le caag hab thaus twg?

## Zaaj 36

# Luag num ntawm tug tsaavxwm

Vaajtswv Txulug ua povthawj rua tug tsaavxwm lub luag num, puab yog cov paab num huv Pawg ntseeg kws kis txug rua phaab kev coj noj haus, saab nqaj tawv hab tej khoom huv kev tswj ntawm cov txwjlaug. Vim puab tegnum ncha ntawd cov txwjlaug lug, yog cov kws yeem Yexus Khetos dlaim dluab ci rov tuaj, yog le ntawm cov tsaavxwm yuav tsum coj cwjpum zoo Lawv Vaajtswv Txulug.

(*Lug faaj*: *Nraag qaab muaj feem ntaus nqe qhov zoo rua tug tsaavxwm saab 215*).



**Soj Ntsuam:** Nyeem hab soj cov nqai nraag qaab nuav, sau txhua yaam kws koj kawm tau ntawd tug tsaavxwm lub luag dlejnum.

**Tegnum 6:1-7**

---



---



---



---



---

**Loos 16:1-2**

---

---

---

**1Timautes 3:8-13**

---

---

---

**Titaus 1:5**

---

---

---

**Noog xaav:** Lawv le cov nqai Vaajlugkub nuav, koj sau tuab lu ntsis txug cov kevcai hab txhua yaam tseemceeb kws koj kawm (soj) tau huv Vajtswv Txulug, kws yuav pab rua txhua tug, txhua tsev neeg hab pawg ntseeg coj tau, txawm yog nyob rua lub sijhawm twg hab nyob rua txuj kevcai twg. (Yuav tsum tsi hloov hlo le). \_\_\_\_\_

---

---

---

**Lug sis thaam:** Piv hab coj lug sis tim cov kevcai nuav nrug txhua yaam ntawd koj tus kheej paub hab dlha dlhau huv koj lub neej, tsev neeg hab Pawg ntseeg kws najnub nwgnuav koj nyob.

---

---

---

Lawv le koj, yuav tau hloov yaam twg huv tug kheej, tsev neeg hab Pawg ntseeg koj nyob ntawd nuav hab taamsim nuav? \_\_\_\_\_

---

---

---

**Nqeg teg:** Koj yuav pib hloov txhua yaam ntawd huv koj lub neej tug kheej, tsev neeg hab Pawg ntseeg kws koj nyob le caag hab thaus twg? \_\_\_\_\_

---

---

---

---

---

---

---

---

---

---

---


---



## Zaaj 37

# Luag num ntawm tug txivneej hab quaspuj

Kevcai nwgnuav tub rov povhawj dlua tug txivneej hab quaspuj lub luag num huv tsev neeg hab Pawg ntseeg hab tub muab puab hloov ua ib tug qauv tsis lawv le Vaajtswv Txulug. Thaus koj noog Nwg Txulug, koj yuav paub qhov zoo kawg nkaus kws Vaajtswv kev npaaj rua tug txivneej hab tug quaspuj nyob huv tsev neeg hab Nwg Pawg ntseeg.



**Soj Nstuam:** Nyeem hab soj cov nqai Vaajlugkub nraag qaab, sau txhua yaam kws koj kawm tau ntawm cov txivneej hab quaspuj lub luag num.

**Lukas 2:36-38**

---

---

**Tegnum 1:14**

---

---

**Tegnum 2:17; 21:9**

---

---

**Kalastias 3:28**

---

---

**1Kaulethaus 11:1-16**

---

---

**1Kaulethaus 14:26-40**

---

---

**Efexaus 5:21-6:4**

---

---

**Philipis 4:2-3**

---

---

**Khaulauxais 3:18–4:1**

---

---

---

**1Timautes 2:8-14**

---

---

---

**1Timautes 3:4-5**

---

---

---

**1Timautes 5:9-15**

---

---

---

**Titaus 2:3-5**

---

---

---

**Noog xaav:** Lawv le cov nqai Vaajlugkub nuav, koj sau tuab lu ntsis txug cov kevcai hab txhua yaam tseemceeb kws koj kawm (soj) tau huv Vajtswv Txulug, kws yuav pab rua txhua tug, txhua tsev neeg hab pawg ntseeg koj tau, txawm yog nyob rua lub sijhawm twg hab nyob rua txuj kevcai twg. (Yuav tsum tsi hloov hlo le). \_\_\_\_\_

---

---

---

**Lug sis thaam:** Piv hab koj lug sis tim cov kevcai nuav nrug txhua yaam ntawd koj tus kheej paub hab dlha dlhau huv koj lub neej, tsev neeg hab Pawg ntseeg kws najnub nwgnuav koj nyob.

---

---

---

Lawv le koj, yuav tau hloov yaam twg huv tug kheej, tsev neeg hab Pawg ntseeg koj nyob ntawd nuav hab taamsim nuav? \_\_\_\_\_

---

---

---

**Nqeg teg:** Koj yuav pib hloov txhua yaam ntawd huv koj lub neej tug kheej, tsev neeg hab Pawg ntseeg kws koj nyob le caag hab thaus twg? \_\_\_\_\_

---

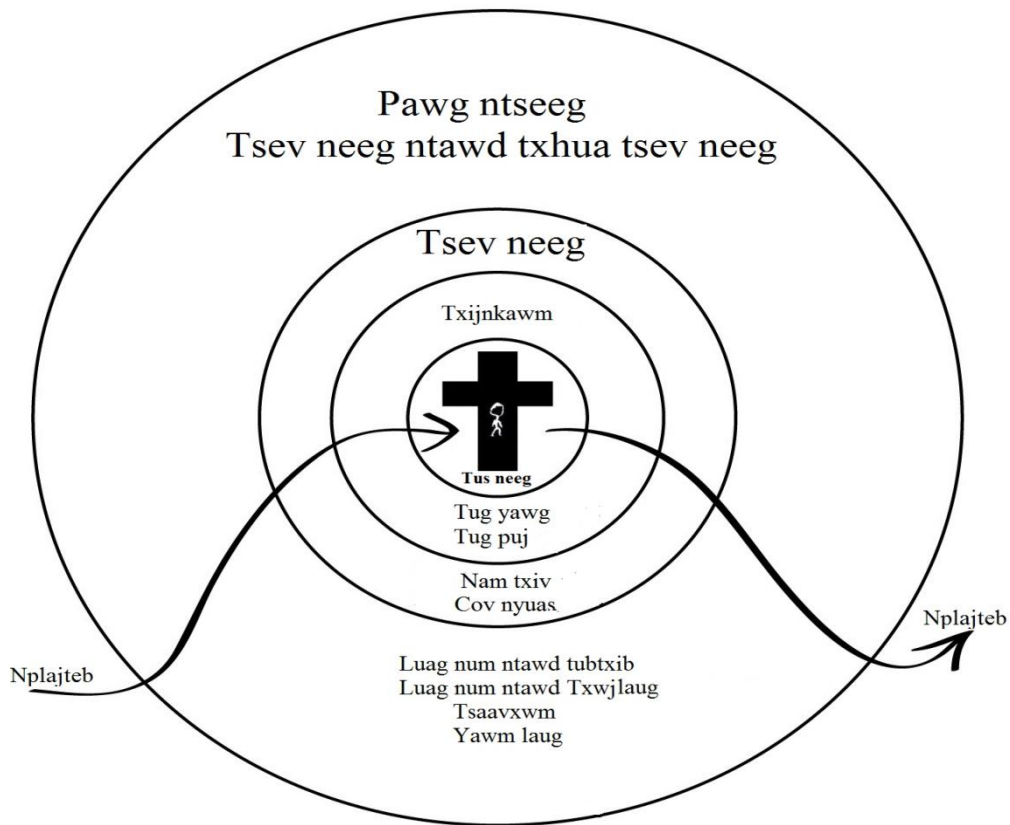
---

---

## Zaaj 38

# Luag num ntawm yawm laug

Vaajtswv Txulug paab rua lub luag num kuas muaj nqeg rua ntawm tug yawm laug huv thawj Pawg ntseeg hab txhawj puab ua lub neej saib tom ntej tom qab, muaj kev ntseeg yog hab ua sab ntev. Puab kuj muaj dlejnum tseem ceeb huv kev qhuab qha cov tub hluas dlhau ntawm lu lug has hab lub neej ua tug qauv zoo. Huv Vaajlugkub Qub, cov yawm laug tau hu has tas yog cov txwjlaug hab cov raug qhuas vim puab kev totaub.



**Soj:** Soj hab nyeem cov nqai Vaajlugkub nraag qaab nuav hab sau txhua yaam kws koj kawm tau ntawm tug laug lub luag num.

Phau Ntawv Nkauj 148:12-13 \_\_\_\_\_

\_\_\_\_\_

Paajlug 20:27-29 \_\_\_\_\_

\_\_\_\_\_

\_\_\_\_\_

Tegnum 2:17 \_\_\_\_\_

1Timautes 5:1 \_\_\_\_\_

Titaus 1:5 \_\_\_\_\_

Titaus 2:1-2 \_\_\_\_\_

Titaus 3:8-11 \_\_\_\_\_

1Petus 5:1-5 \_\_\_\_\_

**Noog xaav:** Lawv le cov nqai Vaajlugkub nuav, koj sau tuab lu ntsis txug cov kevcai hab txhua yaam tseemceeb kws koj kawm (soj) tau huv Vajtswv Txulug, kws yuav pab rua txhua tug, txhua tsev neeg hab pawg ntseeg coj tau, txawm yog nyob rua lub sijhawm twg hab nyob rua txuj kevcai twg. (Yuav tsum tsi hloov hlo le). \_\_\_\_\_

**Lug sis thaam:** Piv hab coj lug sis tim cov kevcai nuav nrug txhua yaam ntawd koj tus kheej paub hab dlha dlhau huv koj lub neej, tsev neeg hab Pawg ntseeg kws najnub nwgnuav koj nyob. \_\_\_\_\_

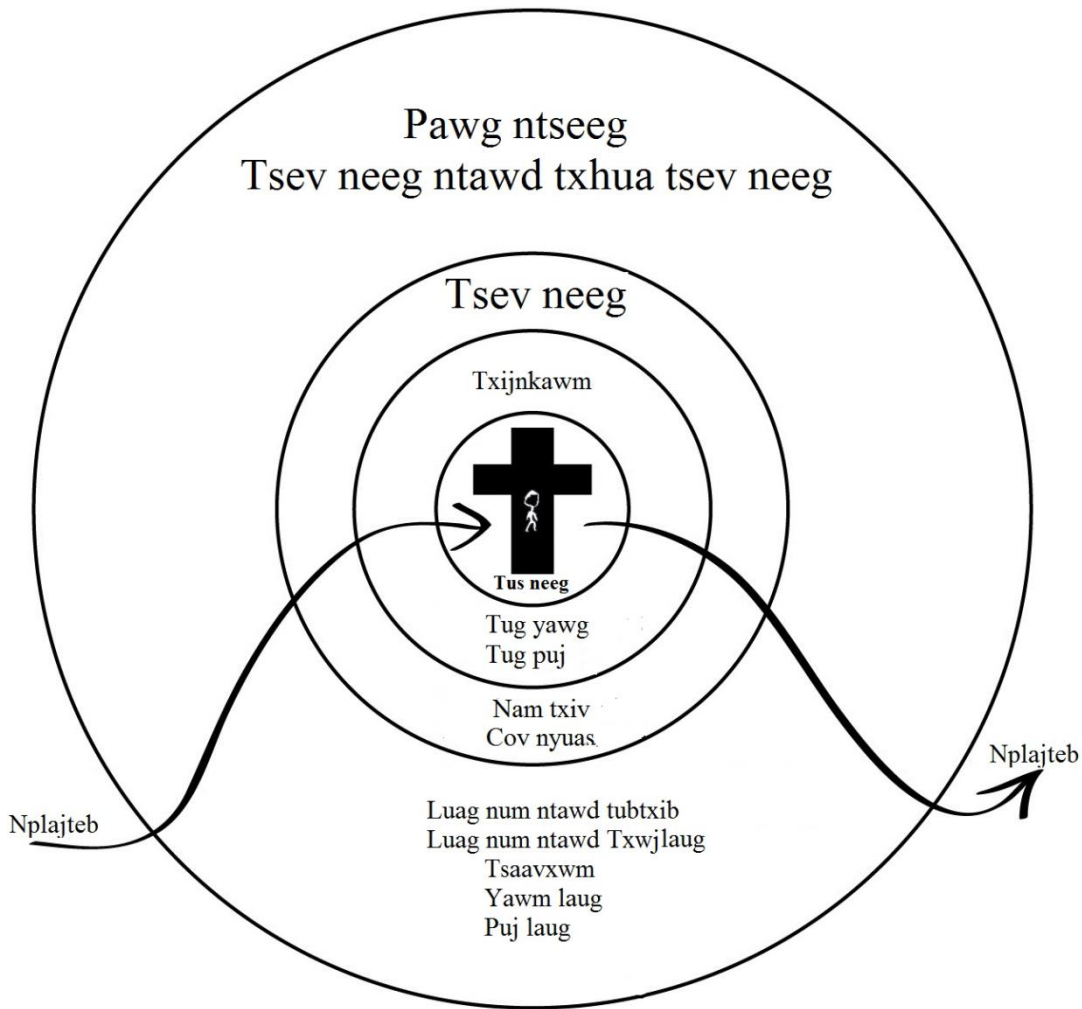
Lawv le koj, yuav tau hloov yaam twg huv tug kheej, tsev neeg hab Pawg ntseeg koj nyob ntawd nuav hab taamsim nuav? \_\_\_\_\_

**Nqeg teg:** Koj yuav pib hloov txhua yaam ntawd huv koj lub neej tug kheej, tsev neeg hab Pawg ntseeg kws koj nyob le caag hab thaus twg? \_\_\_\_\_

## Zaaj 39

# Lub luag num ntawm puj laug

Vaajtswv Txulug povthawj lub luag dlejnum ntawm cov puj laug huv Pawg ntseeg xubthawj, tshwjxeeb cov ua num rua Yexus Khetos, Povlauj hab rua cov tubtxib. Puab muaj lub luag num tseemcee huv kev qhuab qha cov puj hluas ntawm tej lug has hab lub neej ua qauv zoo. Huv cov nuav muaj qee tug yog puj ntsuag pab huv tegnum ua cov puj tsaavxwm hab tub yog vim le nuav txhaj paab puab fij ntau dlua huv kev sis paab Pawg ntseeg.



**Soj:** Nyeem hab soj cov nqai Vaajlugkub nraag qaab nuav hab sau txhua yaam kws koj kawm tau ntawm cov puj laug lub luag dlejnum.

1Timates 5:1-2 \_\_\_\_\_  
\_\_\_\_\_  
\_\_\_\_\_

Titaus 1:5 \_\_\_\_\_

Titaus 2:3-5 \_\_\_\_\_

**Noog xaav:** Lawv le cov nqai Vaajlugkub nuav, koj sau tuab lu ntsis txug cov kevcai hab txhua yaam tseemceeb kws koj kawm (soj) tau huv Vajtswv Txulug, kws yuav pab rua txhua tug, txhua tsev neeg hab pawg ntseeg coj tau, txawm yog nyob rua lub sijhawm twg hab nyob rua txuj kevcai twg. (Yuav tsum tsi hloov hlo le). \_\_\_\_\_

**Lug sis thaam:** Piv hab coj lug sis tim cov kevcai nuav nrug txhua yaam ntawd koj tus kheej paub hab dlha dlhau huv koj lub neej, tsev neeg hab Pawg ntseeg kws najnub nwgnuav koj nyob. \_\_\_\_\_

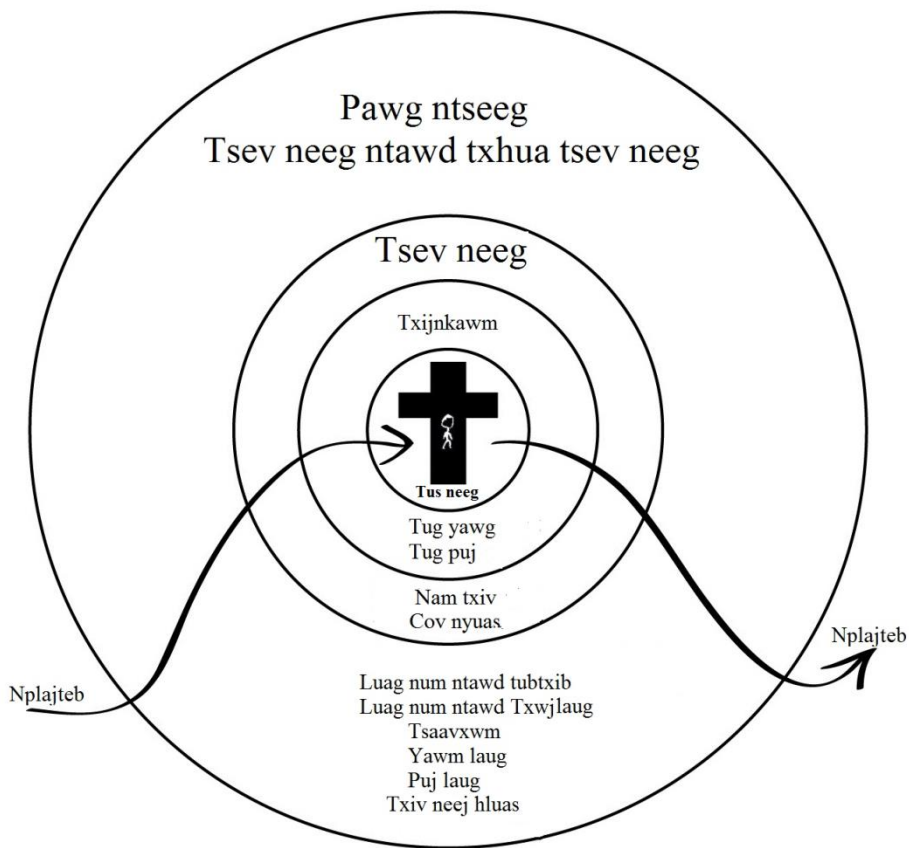
Lawv le koj, yuav tau hloov yaam twg huv tug kheej, tsev neeg hab Pawg ntseeg koj nyob ntawd nuav hab taamsim nuav? \_\_\_\_\_

**Nqeg teg:** Koj yuav pib hloov txhua yaam ntawd huv koj lub neej tug kheej, tsev neeg hab Pawg ntseeg kws koj nyob le caag hab thaus twg? \_\_\_\_\_

# Zaaj 40

## Luag num ntawm tug tub hluas

Vaajtswv Txulug povthawj lub luag num hab feem xyuam ntawm cov tub hluas huv Vaajtswv lub tsev. Najnub nuav, muaj ntau tug cov tub hluas tsi koom teg ua Vaajtswv dlejnum hab coob tug txiv tsev tso Vaajtswv teg dlejnum tseg, taabsis Vaajtswv has tas ob leeg puav leej muaj luag num ua hab feem xyuam muaj nqeg huv Pawg ntseeg; tug tub hluas yuav tsum kawm ntawm tug txiv tsev.



**Soj:** Nyeem hab soj cov nqai Vaajlugkub nraag qaab nuav hab sau txhua yaam kws koj kawm tau ntawm cov tub hluas.

Phau Ntawv Nkauj 119:9-16 \_\_\_\_\_

\_\_\_\_\_

Paajlug 20: 27-29 \_\_\_\_\_

\_\_\_\_\_

Phoo Tegnum 2:17\_\_\_\_\_

1Timautes 5:1\_\_\_\_\_

Titaus 1:5\_\_\_\_\_

Titaus 2:1-7\_\_\_\_\_

1Petus 5:5\_\_\_\_\_

1Yauhas 2:12-17\_\_\_\_\_

**Noog xaav:** Lawv le cov nqai Vaajlugkub nuav, koj sau tuab lu ntsis txug cov kevcai hab txhua yaam tseemceeb kws koj kawm (soj) tau huv Vajtswv Txulug, kws yuav pab rua txhua tug, txhua tsev neeg hab pawg ntseeg koj tau, txawm yog nyob rua lub sijhawm twg hab nyob rua txuj kevcai twg. (Yuav tsum tsi hloov hlo le).\_\_\_\_\_

**Lug sis thaam:** Piv hab koj lug sis tim cov kevcai nuav nrug txhua yaam ntawd koj tus kheej paub hab dlha dlhau huv koj lub neej, tsev neeg hab Pawg ntseeg kws najnub nwgnuav koj nyob.

Lawv le koj, yuav tau hloov yaam twg huv tug kheej, tsev neeg hab Pawg ntseeg koj nyob ntawd nuav hab taamsim nuav?\_\_\_\_\_

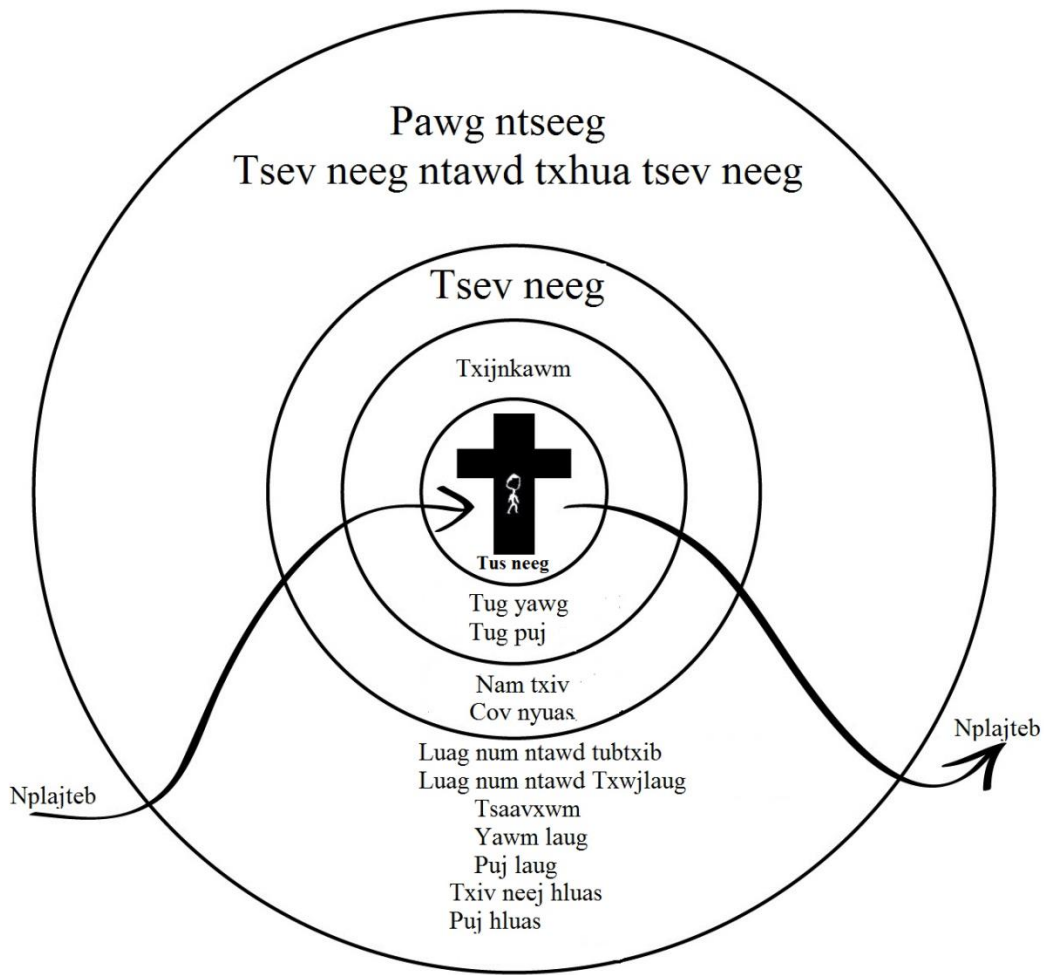
**Nqeg teg:** Koj yuav pib hloov txhua yaam ntawd huv koj lub neej tug kheej, tsev neeg hab Pawg ntseeg kws koj nyob le caag hab thaus twg?\_\_\_\_\_



# Zaaj 41

## Luag num ntawm tug ntxhais hluas

Vaajtswv Txujlug povthawj lub luag num ntawm tug ntxhais hluas huv Vaajtswv lub tsev. Najnub nuav, muaj ntau tug ntxhais hluas tso Pawg ntseeg tseg hab coob tug nam tsev tsi ua Vaajtswv dlejnum lawm, taabsis Vaajtswv has tas ob leeg puav leej muaj luag num hab feem xyuam muaj nqeg rua huv Tswv Yexus lub cev. Tug ntxhais hluas yuav tsum kawm ntawm tug nam tsev kuas ua tau ib tug nam tsev hab ib leej nam zoo.



**Soj:** Nyeem hab soj cov nqai nraag qaab, es sau txhua yaam kws koj kawm tau ntawd cov puj hluas.

Phau Ntawv Nkauj 119: 9-16 \_\_\_\_\_  
\_\_\_\_\_  
\_\_\_\_\_  
\_\_\_\_\_

1Timautes 5:1-2 \_\_\_\_\_  
\_\_\_\_\_  
\_\_\_\_\_

Titaus 1:5 \_\_\_\_\_

Titaus 2:1-5 \_\_\_\_\_  
\_\_\_\_\_

**Noog xaav:** Lawv le cov nqai Vaajlugkub nuav, koj sau tuab lu ntsis txug cov kevcai hab txhua yaam tseemceeb kws koj kawm (soj) tau huv Vajtswv Txulug, kws yuav pab rua txhua tug, txhua tsev neeg hab pawg ntseeg koj tau, txawm yog nyob rua lub sijhawm twg hab nyob rua txuj kevcai twg. (Yuav tsum tsi hloov hlo le). \_\_\_\_\_  
\_\_\_\_\_  
\_\_\_\_\_

**Lug sis thaam:** Piv hab koj lug sis tim cov kevcai nuav nrug txhua yaam ntawd koj tus kheej paub hab dlha dlhau huv koj lub neej, tsev neeg hab Pawg ntseeg kws najnub nwgnuav koj nyob. \_\_\_\_\_  
\_\_\_\_\_  
\_\_\_\_\_

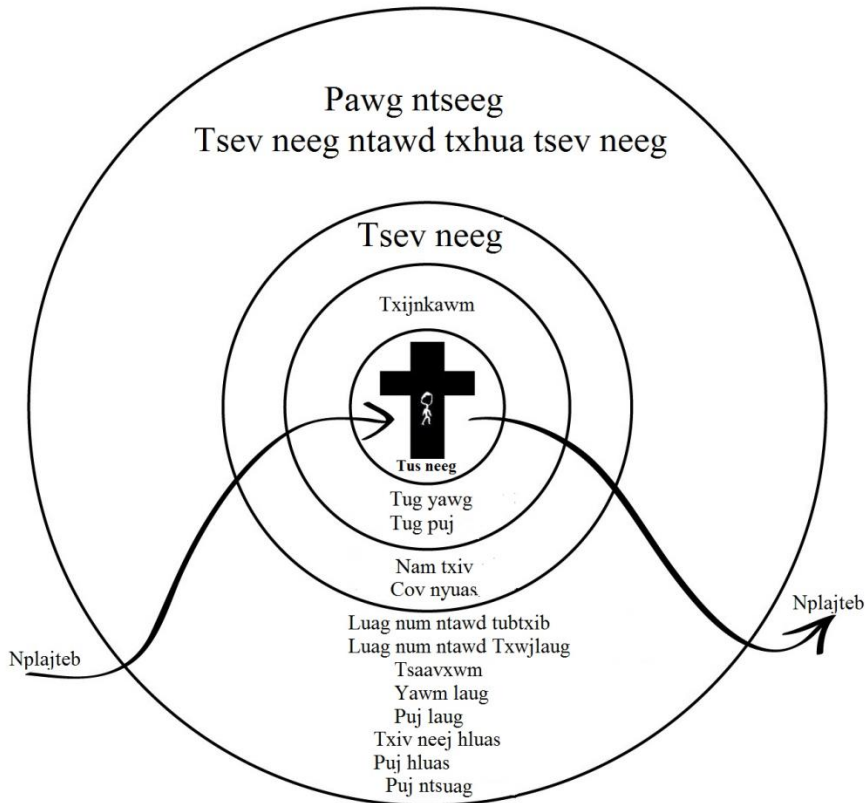
Lawv le koj, yuav tau hloov yaam twg huv tug kheej, tsev neeg hab Pawg ntseeg koj nyob ntawd nuav hab taamsim nuav? \_\_\_\_\_  
\_\_\_\_\_  
\_\_\_\_\_

**Nqeg teg:** Koj yuav pib hloov txhua yaam ntawd huv koj lub neej tug kheej, tsev neeg hab Pawg ntseeg kws koj nyob le caag hab thaus twg? \_\_\_\_\_  
\_\_\_\_\_  
\_\_\_\_\_  
\_\_\_\_\_  
\_\_\_\_\_  
\_\_\_\_\_  
\_\_\_\_\_  
\_\_\_\_\_  
\_\_\_\_\_

## Zaaj 42

# Luag num ntawm tug puj ntsuag

Tej zaag koj twb kawm tau ntau yam ntawm Vaajtswv Txulug has txug tug puj ntsuag lub luag num ntau tshaaj lwm lub luag num. Luag num hab feem xyuam ntawm tug puj ntsuag muaj nuj nqeg rua huv Vaajtswv lub tsev. Kuv ntseeg has tas tej zaag puab yog cov puj ua thawjcoj lossis yog cov paab ua Vaajtswv dlejnum huv thawj Pawg ntseeg, puab kuj yog cov pab cov tub txib hab thawjcoj. Thaum tshawb nrhaav Vaajtswv Txulug, koj yuav pum tau tas puab lub neej hab feem xyuam muaj nqeg heev rua pawg ntseeg.



**Soj:** Nyeem hab soj cov nqai nraag qaab, es sau txua yaam kws koj kawm tau ntawd tug puj ntsuag.

Lukas 21:1-4 \_\_\_\_\_

Tegnum 6:1 \_\_\_\_\_

1Kauleethaus 7:39-40\_\_\_\_\_

1Timautes 5:1-16\_\_\_\_\_

Titaus 1:5\_\_\_\_\_

**Noog xaav:** Lawv le cov nqai Vaajlugkub nuav, koj sau tuab lu ntsis txug cov kevcai hab txhua yaam tseemceeb kws koj kawm (soj) tau huv Vajtswv Txulug, kws yuav pab rua txhua tug, txhua tsev neeg hab pawg ntseeg coj tau, txawm yog nyob rua lub sijhawm twg hab nyob rua txuj kevcai twg. (Yuav tsum tsi hloov hlo le).\_\_\_\_\_

**Lug sis thaam:** Piv hab coj lug sis tim cov kevcai nuav nrug txhua yaam ntawd koj tus kheej paub hab dlha dlhau huv koj lub neej, tsev neeg hab Pawg ntseeg kws najnub nwgnuav koj nyob.\_\_\_\_\_

Lawv le koj, yuav tau hloov yaam twg huv tug kheej, tsev neeg hab Pawg ntseeg koj nyob ntawd nuav hab taamsim nuav?\_\_\_\_\_

**Nqeg teg:** Koj yuav pib hloov txhua yaam ntawd huv koj lub neej tug kheej, tsev neeg hab Pawg ntseeg kws koj nyob le caag hab thaus twg?\_\_\_\_\_

*Cov luag num huv Pawg ntseeg lawv le Vaajlugkub*

## **Npaaj num I**

# **Teeb Pawg ntseeg kuag tugnti**

1.Ib saab ntawm luag num huv Pawg ntseeg nrag qaab nuav, sau kuas paiv taub feem xyuam ib nqe zuj zug ntawm lub luag num nuav hum Vaajtswv tsev neeg.

Tubtxib: \_\_\_\_\_

\_\_\_\_\_

\_\_\_\_\_

\_\_\_\_\_

\_\_\_\_\_

Xwbfwb/Txwjlaug/tug thawjcoj (Tug saib paab yaj): \_\_\_\_\_

\_\_\_\_\_

\_\_\_\_\_

\_\_\_\_\_

\_\_\_\_\_

\_\_\_\_\_

Tsaavxwm (Tug pab dlejnum): \_\_\_\_\_

\_\_\_\_\_

\_\_\_\_\_

\_\_\_\_\_

\_\_\_\_\_

\_\_\_\_\_

Yawm laug (Tug yawg, tug txiv): \_\_\_\_\_

\_\_\_\_\_

\_\_\_\_\_

\_\_\_\_\_

\_\_\_\_\_

Puj laug (Tug pug, tug nam): \_\_\_\_\_

\_\_\_\_\_

\_\_\_\_\_

\_\_\_\_\_

\_\_\_\_\_

Txivneej hluas (Tug tub, tub xeeb ntxwv): \_\_\_\_\_

---

---

---

Puj hluas (Tug nyuag, nyuag xeeb ntxwv): \_\_\_\_\_

---

---

---

Puj ntsuag (Tug pujnam paab dlejnum): \_\_\_\_\_

---

---

---

2. Piv koj Pawg ntseeg nrug rua cov lug teb saum nuav huv nqai (1). Koj Pawg ntseeg yuav raug hloov yam twg? \_\_\_\_\_

---

---

---

---

---

3. Koj yuav ua dlaabtsi paab rua txhua yaam kws hloov ntawd tshwm tuaj? \_\_\_\_\_

---

---

---

---

---

---

4. Sau paiv taub ib lub homphaj lug ntawd lub luag num hab feem xyuam ntawm koj huv yug Pawg ntseeg: \_\_\_\_\_

---

---

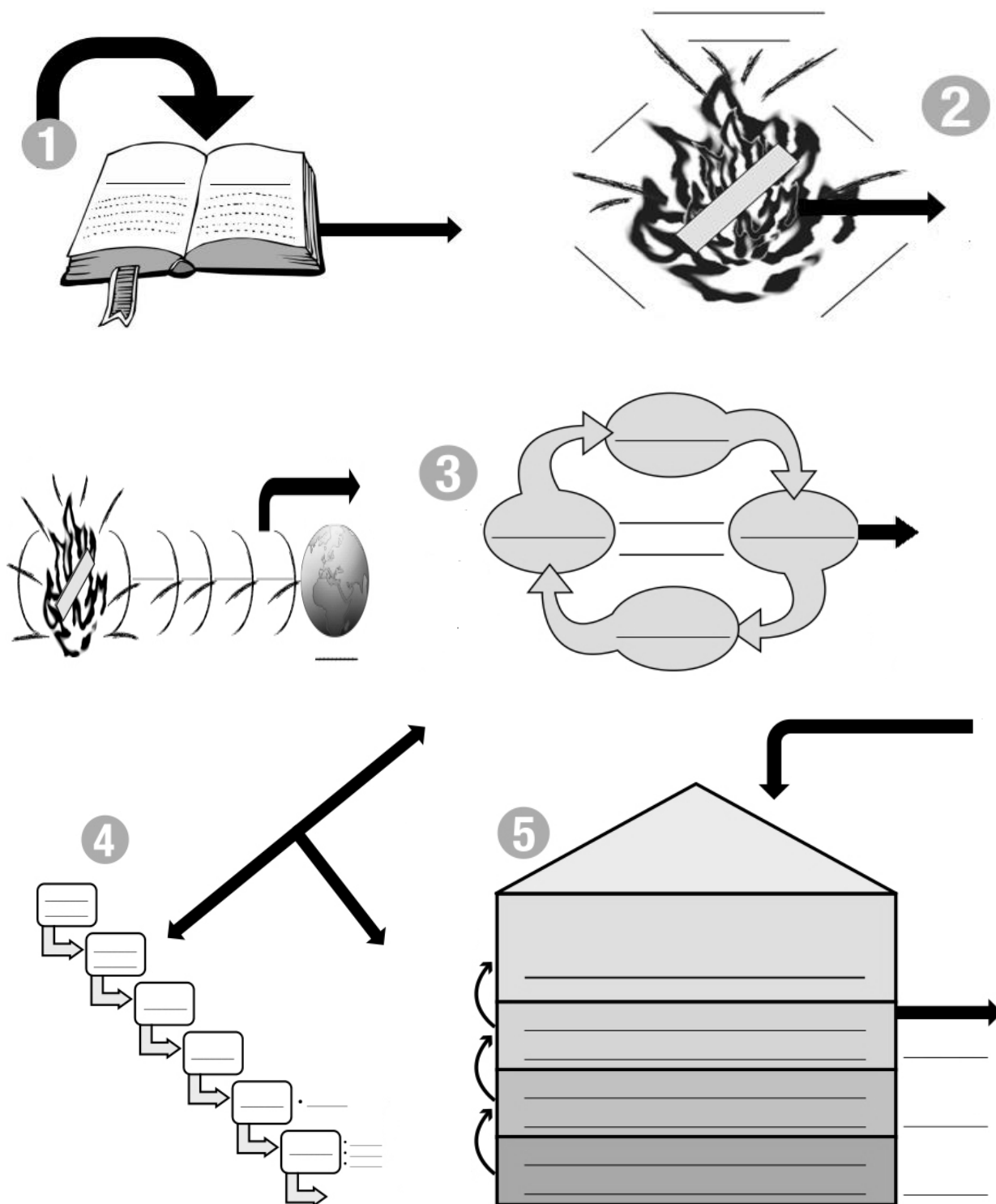
---

---

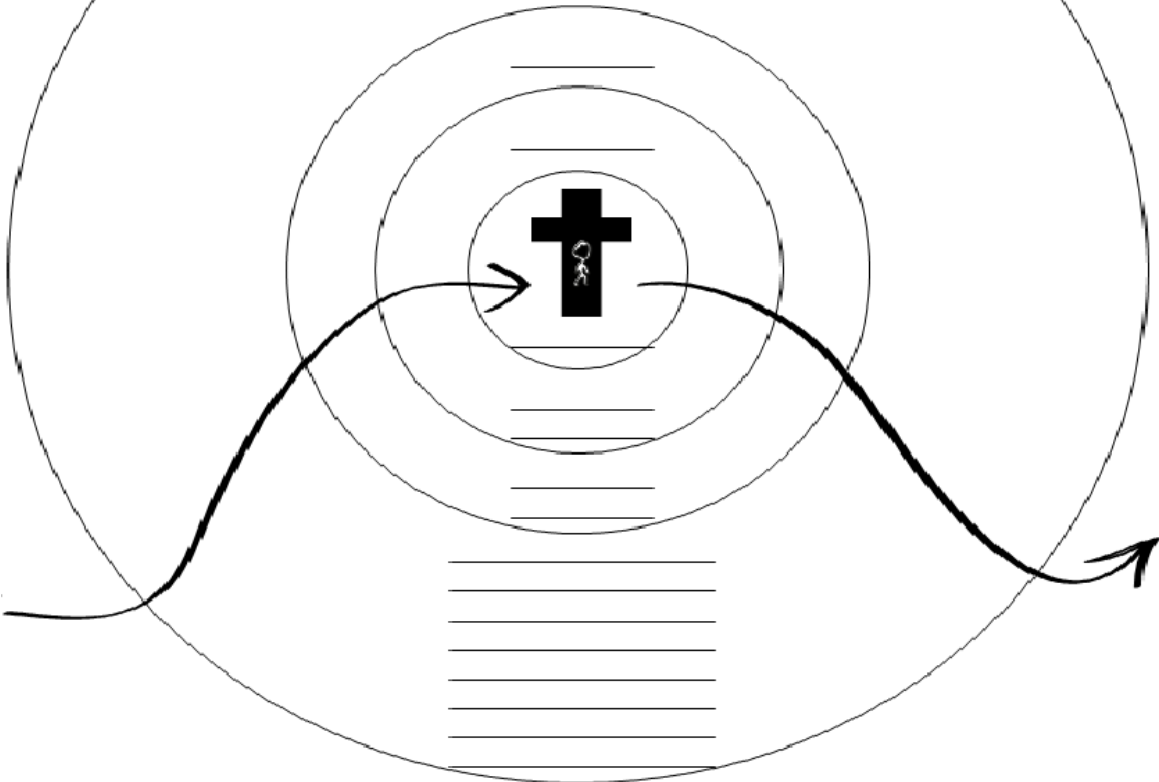
---

---

*Tshawb xyuas Chapters 1, 2, 3, 4, 5, thiab 6 thiab sau rau hauv cov chaw ua haujlwm ua ntej mus txog rau 7. (Yog tias koj xav tau chaw sau ntau ntxiv, siv qhov chaw tsis muaj dab tsi).*



**Lub koom txoos  
Tsev Neeg ntawm Tsev Neeg**



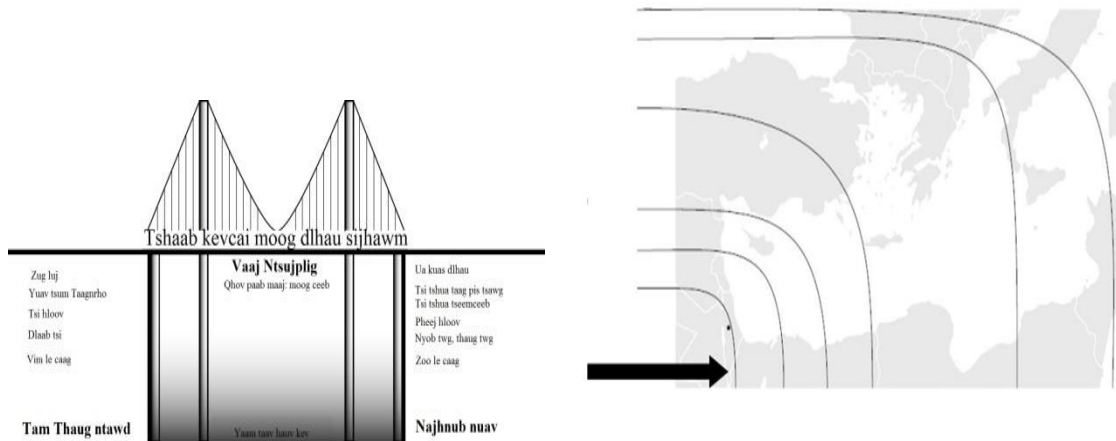




# Tshooj 7

## KEV TWV RUA PEB

# Nqeg teg ib lub homthawj tshim tsa hab hloov tshab Pawg ntseeg



*Kev twv rua peb:* Taamsim nuav xaav tsim khu rua taagrho txhua yaam kws peb tub kawm tau ntawm Vaajtswv Txujlug kws nqeg teg ib lub homthawj tsim tsa hab hloov tshab koj Pawg ntseeg. Yuav paub kuas peb totaub meej dlhua, ca le saib kuas meej tug choj kuas paub ua le caag txhaj txkws cuag yam kws zoo tshaj Lugsis tej yam nyob “tam ntawd” nrug tej yam tsis zoo Lugsis tej yam “tam nuav”, tej zag tej yam kws zoo tshaj nyob rua tam ntawv yuav tau siv rua “tam nuav”.

# Kev npaaj J

## Kes ib lub homthawj txhim tsaab hab hloov tshab koj Pawg ntseeg.

*Siv cov kaab kevcai tshaab plawg txhua txuj hab sijhawm kuas txuas “Tam thaug ntawd” nrug “Tam nwgnuav”. Kuas paab koj totaub dlua, ca le saib Pawg ntseeg Atiaukias huv qab nuav:*



Ca le saib kuas meej tug choj ntawm sab ntawv ua ntej. Zag nuav, siv cov kaab kevcai tshaab plawg txhua txuj hab sijhawm tau sau huv qab nuav, yog cov kevcai kws koj twb tau kawm huv 6 tshooj ua ntej, ca le kes ib lub homthawj txhim tsa Pawg ntseeg kuas txaus thaum pib moog txug thaum tav huv lub sijhawm hab kev coj noj coj ua ntawm koj. Has sis txawv, huv cov tsis sau dlaab tsi nrag qab nuav, ca le teb kuas yog lawv le cov kevcai kws muaj nqes koj twb kes ca lawm. Thov ncu, nuav yog yam kws ca Vaajtswv coj koj lub neej kuas ua lawv le Vaajtswv lub homphaj rua Nwg Pawg ntseeg. Ca le thov Vaajtswv hab ca Vaaj Ntsujpling coj koj thaus kws koj ua lawv le cov kevcai nuav.

**I. Xa Moo Zoo**

**A. Tau txib moog**

1. Kuv yuav tau txib moog le cag? \_\_\_\_\_

\_\_\_\_\_

2. Leejtwg yuav txib kuv moog? \_\_\_\_\_

\_\_\_\_\_

3. Thaum twg kuv tau txib moog? \_\_\_\_\_

\_\_\_\_\_

4. Kuv yuav ruag txib moog nyob qhov twg? \_\_\_\_\_

\_\_\_\_\_

\_\_\_\_\_

\_\_\_\_\_

**B. Qha Moo Zoo**

1. Kuv yuav qha Moo Zoo le cag? \_\_\_\_\_

\_\_\_\_\_

2. Kuv yuav qha Moo Zoo rua leejtwg? \_\_\_\_\_

\_\_\_\_\_

3. Kuv yuav qha Moo Zoo thaum twg? \_\_\_\_\_

\_\_\_\_\_

4. Kuv yuav qha Moo Zoo nyob qhov twg? \_\_\_\_\_

\_\_\_\_\_

**C. Muab cov ntseeg ua kevcai raus dlej**

Sau kuas paub: Saib tshooj kws ntxiv, **Kevcai raug dlej huv dlej**, sab ntawv 190

1. Kuv yuav ua kevcai raug dlej le cag ? \_\_\_\_\_

\_\_\_\_\_

2. Kuv yuav ua kevcai raug dlej rua leejtwg? \_\_\_\_\_

\_\_\_\_\_

3. Kuv yuav ua kevcai raug dlej tham twg? \_\_\_\_\_

\_\_\_\_\_

4. Kuv yuav ua kevcai raug dlej nyob qhov twg? \_\_\_\_\_

## **II. Txhim tsa Pawg ntseeg**

### **A. Moo Zoo has txug Kev Hlub**

1. Kuv yuav txhim tsa cov ntseeg huv Moo Zoo has txug Kev Hlub le cag? \_\_\_\_\_

\_\_\_\_\_

2. Kuv yuav tsa Moo Zoo has txug Kev Hlub rua leejtwg? \_\_\_\_\_

\_\_\_\_\_

3. Thaum twg kuv yuav txhim tsa puab huv Moo Zoo has txug Kev Hlub? \_\_\_\_\_

\_\_\_\_\_

4. Kuv yuav txhim tsa puab huv Moo Zoo has txug Kev Hlub nyob qhov twg? \_\_\_\_\_

\_\_\_\_\_

### **B. Huv lub homphaj hab kev npaj ib txhis ntawm Vaajtswv.**

1. Kuv yuav txhim tsa cov ntseeg huv lub homphaj hab kev npaj ib txhis ntawm Vaajtswv le cag? \_\_\_\_\_

\_\_\_\_\_

2. Kuv yuav txhim tsa leejtwg huv lub homphaj hab kev npaj ib txhis ntawm Vaajtswv? \_\_\_\_\_

\_\_\_\_\_

3. Thaum twg kuv huv lub homphaj hab kev npaj ib txhis ntawm Vaajtswv? \_\_\_\_\_

\_\_\_\_\_

4. Kuv yuav txhim tsa huv lub homphaj hab kev npaj ib txhis ntawm Vaajtswv nyob qhov twg? \_\_\_\_\_

\_\_\_\_\_

### **C. Tsev neeg muaj kev tugnti.**

1. Kuv yuav khu cov tsev neeg kuas tugnti le cag? \_\_\_\_\_

\_\_\_\_\_

2. Leejtwg yuav khu cov tsev neeg kuas tugnti? \_\_\_\_\_

\_\_\_\_\_

3. Thaum twg kuv khu cov tsev neeg kuas tugnti? \_\_\_\_\_

\_\_\_\_\_

4. Kuv yuav khu cov tsev neeg kuas tugnti nyob qhov twg? \_\_\_\_\_

\_\_\_\_\_

### **D. Cov neeg kws ncaj nceeg**

1. Kuv yuav ua kuas luj hlub cov quasyawg hab cov quaspuj kws ncaj nceeg le cag? \_\_\_\_\_

\_\_\_\_\_

2. Kuv yuav ua kuas leejtwg luj hlub? \_\_\_\_\_

\_\_\_\_\_

\_\_\_\_\_

3. Thaum twg kuv yuav ua luj hlub cov quasyawg hab cov quaspuj kws ncaaj nceeg?

---

4. Kuv yuav ua kuas luj hlub cov quasyawg hab cov quaspuj kws ncaaj nceeg nyob qhov twg?

---

### **III. Cob qha/Npaj rua Pawg ntseeg.**

#### **A. Tug quasyawg.**

1. Kuv yuav npaaj cob qha cov quasyawg rua tegnum le caag? \_\_\_\_\_

---

2. Kuv yuav npaaj cov quasyawg twg rua tegnum? \_\_\_\_\_

---

3. Thaum twg kuv yuav npaj cov quasyawg rua tegnum? \_\_\_\_\_

---

4. Kuv yuav npaj cov quasyawg rua twgnum nyob qhov twg? \_\_\_\_\_

---

#### **B. Tug quaspuj.**

1. Kuv yuav npaaj cob qha cov quaspuj rua tegnum le caag? \_\_\_\_\_

---

2. Kuv yuav npaaj cov quaspuj twg rua tegnum? \_\_\_\_\_

---

3. Thaum twg kuv yuav npaj cov quaspuj rua tegnum? \_\_\_\_\_

---

4. Kuv yuav npaj cov quaspuj rua tegnum nyob qhov twg? \_\_\_\_\_

---

#### **C. Cov menyuas.**

1. Kuv yuav npaaj rua cov menyuas le caag? \_\_\_\_\_

---

2. Leejtwg yuav npaaj rua cov menyuas? \_\_\_\_\_

---

3. Thaum twg kuv yuav npaaj rua cov menyuas? \_\_\_\_\_

---

4. Kuv yuav npaaj rua cov menyuas nyob qhov twg? \_\_\_\_\_

---

**IV. Qheb kuas dlaav Pawg ntseeg**

**A. Huv yug cheeb tsaam**

1. Pawg ntseeg yuav qheb kuas dlav huv yug cheeb tsaam le caag? \_\_\_\_\_

---

---

2. Leejtwg yuav qheb kuas Pawg ntseeg dlav huv yug cheeb tsaam? \_\_\_\_\_

---

---

3. Thaum twg kuv yuav qheb kuas Pawg ntseeg dlav? \_\_\_\_\_

---

---

4. Kuv yuav qheb kuas Pawg ntseeg dlav nyob qhov twg? \_\_\_\_\_

---

---

**B. Lwm tsav tuabneeg (lwm tsav tuabneeg/lwm lub tebchaws)**

1. Pawg ntseeg yuav qheb kuas dlav moog txug lwm tsav tuabneeg le caag? \_\_\_\_\_

---

---

2. Leejtwg yuav qheb kuas Pawg ntseeg dlav moog rua lwm tsav tuabneeg? \_\_\_\_\_

---

---

3. Thaum twg kuv yuav qheb kuas Pawg ntseeg dlav moog txug lwm tsav tuabneeg? \_\_\_\_\_

---

---

4. Kuv yuav qhev kuas Pawg ntseeg dlav moog txug lwm tsav tuabneeg ntawm qhov chaw twg? \_\_\_\_\_

---

---

---

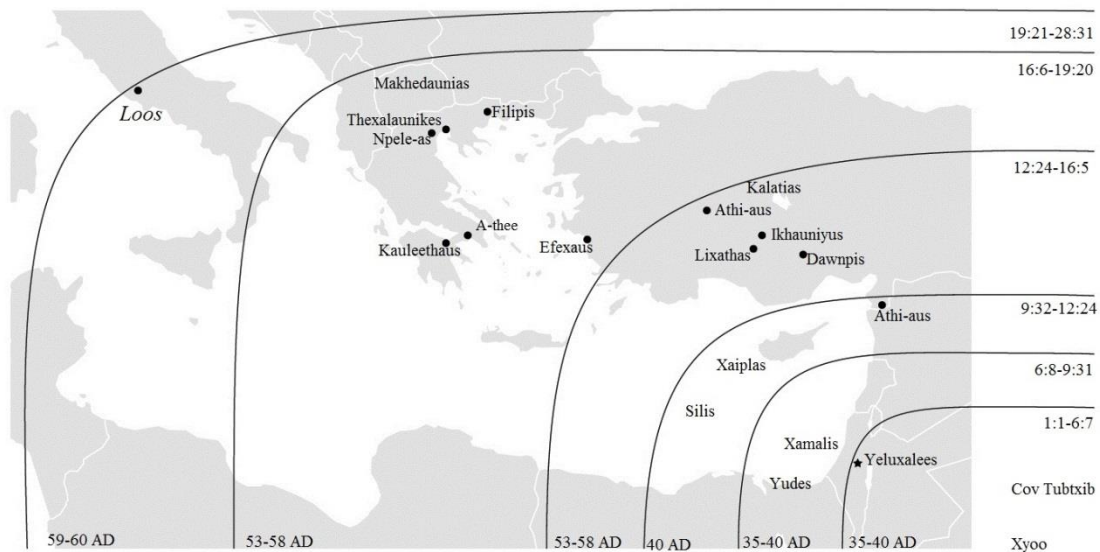
---

## Kev npaaj K

### Lub homthawj tau tsim tsa hab hloov tshab Pawg ntseeg rua 10 xyoo

Siv koj tug kheej lub tswvyim tshab, tsim hab qha ib qho 10 xyoo keeb kwm sib lawv lag hab thaj chaw. Yog tas tsimnyog, koj tuaj yeem tau ntiv pawg neeg ntawm koj lub tswvyim. Tiamsis, qhov no yuav tsum yog txojcai ntawm Yexus Khetos, kws yog Pawg ntseeg lub taubhau hab tug Vaajntsujplig Dlawb Huv txujkev coj. Lawv le koj paub, Vaajntsujplig Dlawb Huv yuav hloov tau Povlauj txujkev npaj tseg (Teg num 16:1-10) hab cov haujlwm kws Vaajtsv tso cai tshwmsim kuas hloov Y-pha-nho lub homphaj (Loos 15:24, 28). Koj lub tswvyim yuav muaj kev cuam tshuam cov qauv ntawm kev npaaj J. Dlam ntawv qha nyob rua nplooj ntawv tom ntej yog rua koj Lug qha txug koj lub kaum xyoo kev cog ntoo hab / Lugsis lub tsev teev ntuj lub caij nyooog zoo. Koj thaj tsam ntawm kev txaus sab yuav tsis nyob huv dlam ntawv qha no, yog li sim ua kuas tau ib dlam qha kev kws qha txug qhov chaw koj ntseeg tas Vaajtsv hu koj lug siv koj lub zug. Pab qha koj, saib dlam ntawv qha huv qab no kws qha txug qhov kev vam meej ntawm thawj lub Pawg ntseeg. Ntawm chav kawm, qhov chaw hab cov nub yuav hloov nyob ntawm seb qhov chaw kws Vaajtsv coj koj lub homphaj hab lub sijhawm nws tshaaj tawm. (Saib dlam dluab lub homthawj rua 10 xyoo ntawm koj tug kheej phaab ntawv 179 hab 180).

Dlam dluab qha txug homthawj tsim tsa Pawg ntseeg hab qheb kuas Pawg ntseeg dlav moog 10 xyoo ntawm koj tug kheej.





Blank writing lines for notes.



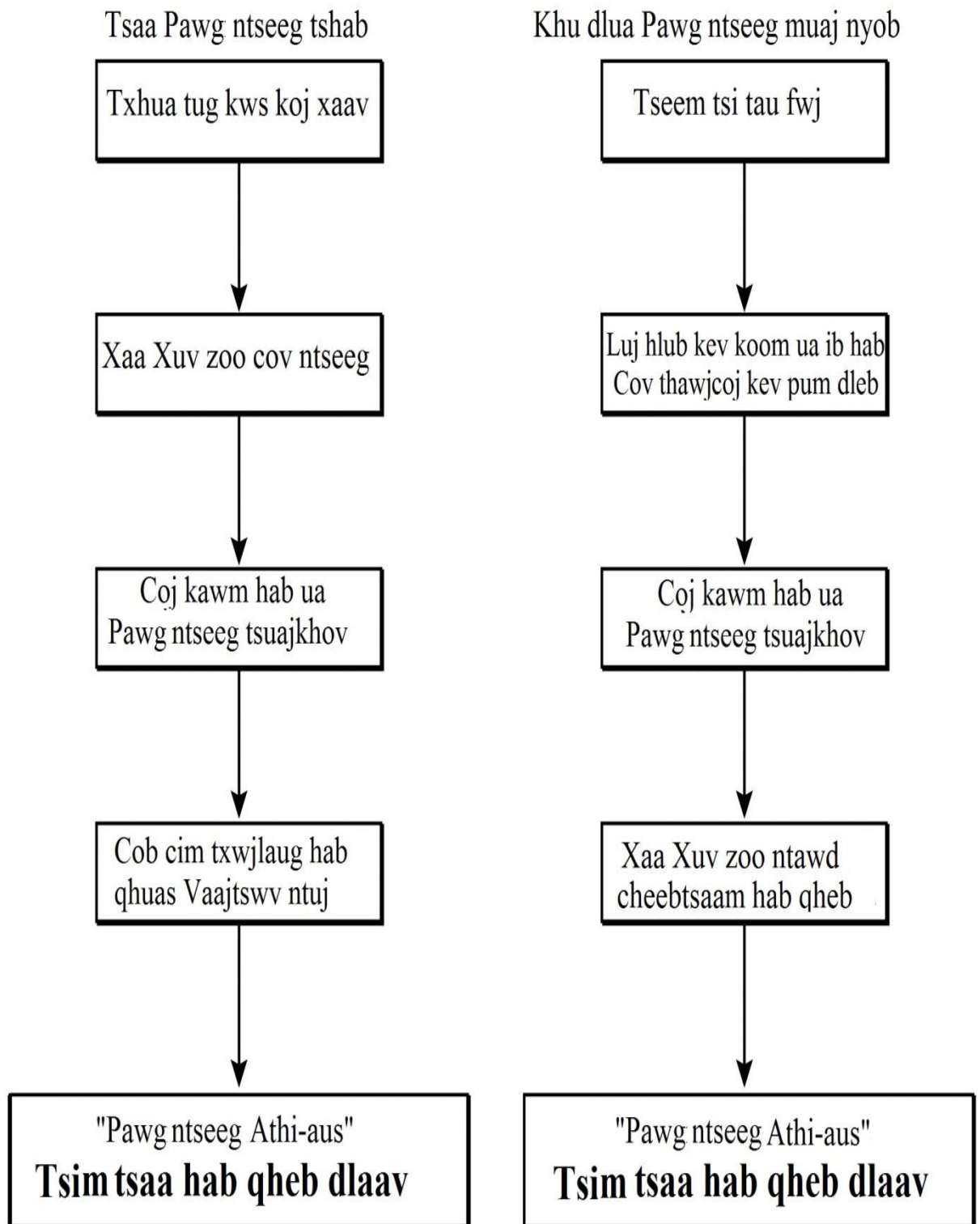
**Tswv Yexus**

**Kev Sib yuas**


**Tsev neeg**

**Antioch Pawg ntseeg**

*Nraag qaab nuav yog dlaim dluab kes yoojyim paub, ib rua tegnum tsaa Pawg ntseeg tshab, ib rua tegnum hloov hab tsaa Pawg ntseeg muaj nyob.*



## Vajtswv Txoj Hau Kev rau Nws lub Koom



“Vaj tswv txoj kev nrog Vajtswv tseeb”  
Qhov no ua pov thawj tias



Tau ua tiav lub Koom TXoos Planting and Restewill Manual  
Vajtswv txoj sia tsis muaj qabhau, kev coj noj coj ua ntawm kev coj  
noj coj ua los tsim ib lub tswym rau Qhia Txoj Moo Zoo, Tsim,  
Txhawm thiab Kev Tshaj Tawm lub zos pawg ntseeg rau Vajtswv lub  
yeeb koob.

*Hnub tim: .....*

Tshiab Foundations International    T. T. C. L Koom TXoos hauv zos

“Kuv ua rau kuv txoj kev npaj siab tshaj tawm txoj moo zoo, tsis yog qhov chaw uas Yexus tau hu ua,  
tsis pub kuv ua lwm tus lub hauv paus, tiam sis raws li tau sau tseg, “Cov neeg tsis tau hais txog Nws  
yuav pom, thiab cov neeg uas tsis tau hnov yuav to taub.”

(Loos 15: 20-21)

*certificates*

# Vaajtswv kev npaaj rua Nwg Pawg ntseeg

## **Khub ntxiv dlua**

*Ua kuas kev totaub tub tshaaj rua tej yam kws Vaajlugkub pab rua cov Pawg ntseeg muaj zug hab ua tshab dlua cov Pawg ntseeg kws peb pum*

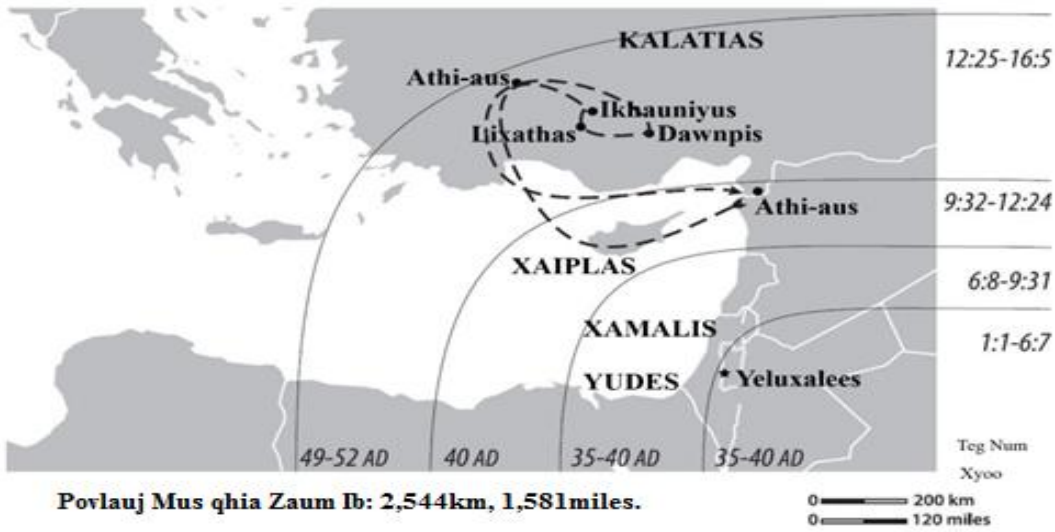
## **TxheejTxheem:**

- **Povlauj Moog qha Zaum ib** 184
- **Povlauj Moog qha Zaum ob** 184
- **Povlauj Moog qha Zaum peb** 185
- **Povlauj taug kev moog rua tim Loos** 185
- **Yam kev kawm Vaajlugkub** 186
- **Rooj Mov Dlawb Huv** 188
- **Kevcai raus dlej huv dlej** 190
- **Dlaws kev kub ntxhuv** 192
- **Fij nyaj** 195
- **Kev Sib Pab (Kev koom teg huv Pawg ntseeg)** 197
- **Kev sis raug zoo nrug lub plaajteb hab tsoom fww** 199
- **Quaspuj hab quaspuj, quasyawg hab quasyawg sis yuav** 201
- **Ntaus nqe cov tubtxib tegnum** 203
- **Tegnum ntawm tug tshim tsa Pawg ntseeg qha huv Vaajlugkub** 205
- **Lub huv paus tseemceeb pab nyaj txag rua tug tsim tsa Pawg ntseeg** 209
- **Tsimnyog rua xibhwb / txwjlaug / thawjcoj - Khub ntaug nqe** 212
- **Tsimnyog rua tsavxwm - Khub ntaus nqe** 215

## Povlauj moog qha zaum ib

(saib huv Tshooj 1, Phab ntawv 15; Tshooj 5, Phab ntawv 37).

Tegnum 13:4 – 14:28 • Ntu sijhawm 46-48 SC

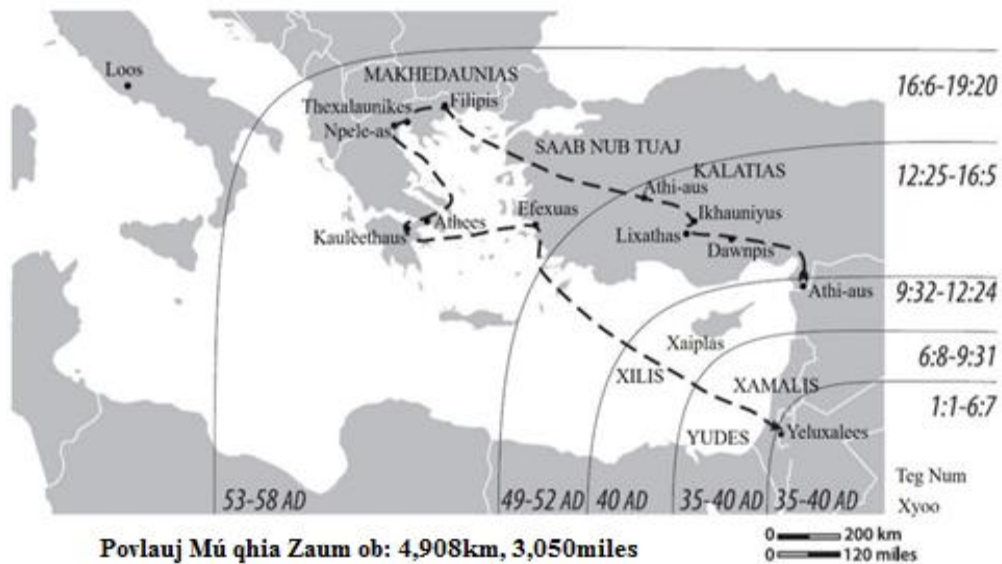


➔ Povlauj xaa Moo Zoo zag peb Teg Num 13:4-14:28.

## Povlauj Moog qha Zaum ob.

(Saib huv Tshooj 1, Phab ntawv 15; Tshooj 5, Phab ntawv 87).

Tegnum 15:39 – 18:22 • Ntu sijhawm 49-52 SC



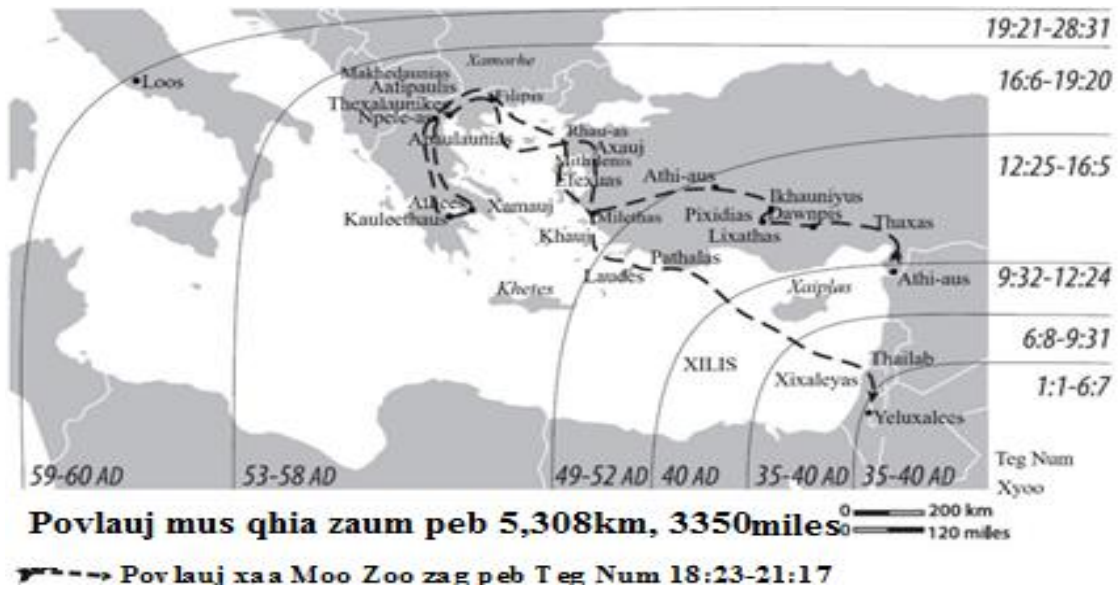
➔ Povlauj xaa Moo Zoo zag peb Teg Num 15:39-18:20.



# Povlauj Moog qha Zaum feb

(Saib huv Tshooj 1, Phab ntawv 15; Tshooj 5, Phab ntawv 87).

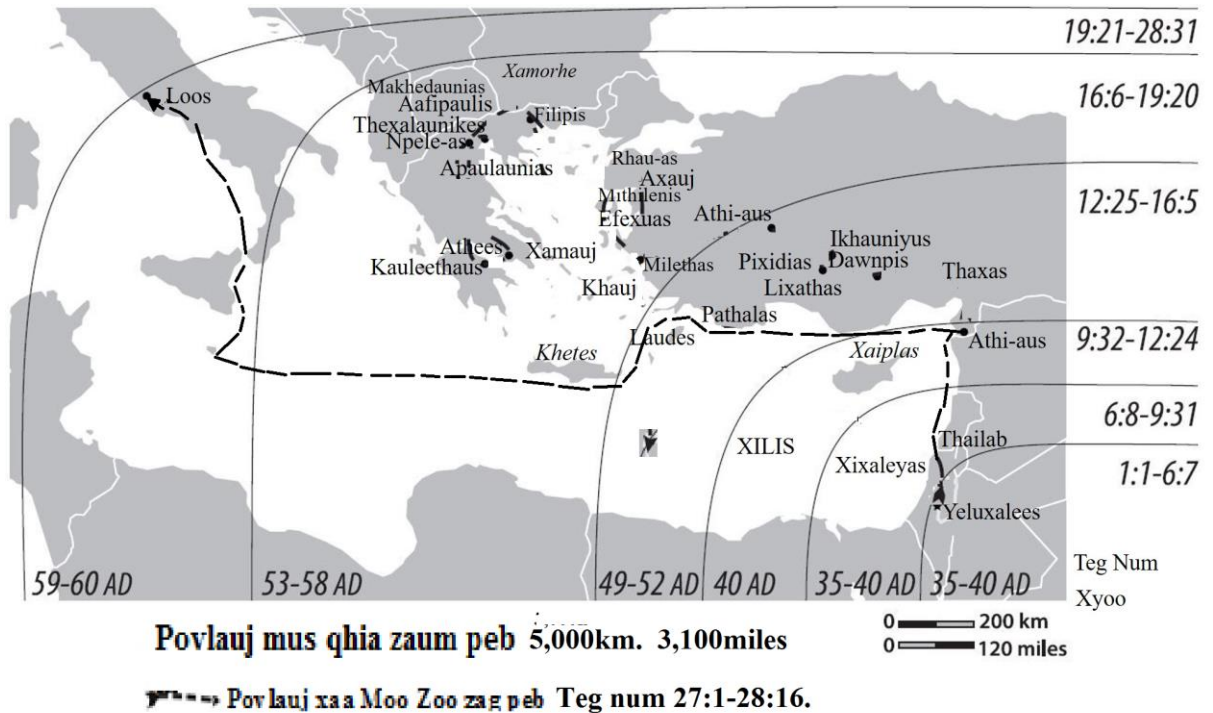
Tegnum 18:23 – 21:17 • Ntu sijhawm 53-57 SC



# Povlauj taug kev moog rua tim Loos

(Saib huv Tshooj 1, Phab ntawv 15; Tshooj 5, Phab ntawv 87).

Tegnum 27:1 – 28:16 • Ntu sijhawm 59-60 SC.



# Yam kev kawm Vaajlugkub (Tshooj 1, phab ntawv 24 - Tshooj 2, phab ntawv 34).

Ua ntej peb yuav pib kawm cov ntawv Vaajtswv Txujlug, nyeem zaj xwmtxheej ntawm Filis hab tug num Ethiaupis huv Teg num 8: 26-38 hab saib seb koj tuaj yeem xaiv plaub lub ntsab tseem ceeb huv kev kawm hab tshawb nrhav Vaajlugkub huv zaaj xwmtxheej nuav:

(Nqe 26-27) \_\_\_\_\_

(8:28-30) \_\_\_\_\_

(8:31-35) \_\_\_\_\_

(8:36-38) \_\_\_\_\_

## 1 - SOJ NTSUAM - “Nrhav yam ntawd” - Vaajlugkub qha le caag?

- Nrhav seb phau Vaajlugkub has le caag?
- Thov Vaj Ntsujplig pab koj pum tau yam dlabtsi.

**Soj ntsuam** yog tug yuamsij rua kev totaub Vaajtswv Txujlug; nwg pab khu koj lub sab, lub hlwb, hab kev saib xyuas ntawm ib khub Vaajlugkub ntawm nqe Vaajlugkub lossis ib nqe hab lub ntsab lug ntawm ib ncig ntawm nqe nuav. Soj ntsuam yog siv sijhawm lug saib seb Vaajtswv has le caag, dlabtsi tshwmsim huv zaj nuav hab seb Vaajtswv xav kuas cov neeg mloog le caag. Nws yuav pab tau kuas nyeem tau cov zaaj lus ob peb zaug. Ces ntawm koj tug kheej sau koj cov kev soj ntsuam.

(Piv txwv) **Soj Ntsuam:** Nyeem 2Timautes 3:16-17 (Nyeem cov nqe hab saib cov nqe 10-17 kuas totaub txug nqe 17 hab 17). Sau tej yam tseem ceeb huv Polauj has txug Vaajlugkub.

*Huv Povlauj tsab ntawv kawg, nws has rua Timautes ua lawv le nws txujkev qha hab lub neej vim nws txujkev qha hab lub neej yog lawv le Vaajlugkub kws tau ua Lug ntawm Vaajtswv. Yog li, Povlauj has tas tagnrho cov Vaajlugkub yog qhov zoo rua kev qha, kev qhuab qha, kev kuo hab kev cob qha ntawm kev ncaaj ncees. Povlauj xav kuas Timautes paub tas Vajlugkub muaj cuab kav ua kuas tav Vaajtswv ib tug neeg.*

## 2 - KEV XAAV- “XAAV TXUG YAM NTAWD”- Yam ntawd txhais le caag?

- Txhawb nrhav lub ntsab tseem ceeb ntawm Vaajlugkub.
- Thov Vaj Ntsujplig yuav pab koj nkag sab txug yam ntawd.

**Xaav huv Vaajlugkub** nuav yuav pab kuas koj totaub yam ntawd. Peb hu qhov nuav ua txhais. Txhais yog ua kuas meej yam kws koj soj tau. Ib txuj huv kev ua li no yog xav txug seb tug sau ntawv xav kuas cov nyeem ntawv totaub lug ntawm cov lus sau. Nkag sab lub ntsab ntawm cov lus qhuab qha rua tug thawj tug neeg sau hab cov nyeem tau pab koj to taub nws cov lus tseeb. Lwm txoj huv kev nkag sab lub ntsab lus ntawm zaj kws koj nyeem ntawv yog lug sib piv nrog lwm cov Vajlugkub kws yuav kam nrug tib lu lug.

Xaav: Lawv le 2Timaute 3:16-17, sau kuas paiv taub txug cov ntsab lus tseem ceeb hab kev ua haujlwm kws koj tau pom Lug ntawm Vaajtswv Txujlug has tas txhua tug neeg, tsev neeg hab pawg ntseeg tuaj yeem ua lawv le txhua lub sijhawm, huv txhua kab lis kevcai.

*Qhov no txhais tau has tas Vaajtswv Txujlug yog Vaajtswv Txujlug, kws ua pa ntawm Vaajtswv. Nws yog txhua yam kws yuav tsum ua kuas tiav hab ua tib zoo cov qha hab ua tib zoo kawm Vaajtswv ib tug quasyawg lug ntawm kev qhuab qha, kev qhuab qha, kho hab cov nws kuas ua lub neej ncaj ncees. Txhawb nqa hab txhawb peb txujkev qha peb yuav tsum ua lub neej kws qha txug yam kws peb qha. Ib qho yuav tsum ua lawv le nws tau kawm hab tau ntseeg lawm, kuas lwm tug neeg ua lawv le hab ua sab ntev rua kev tsim txom hab kev txom nyem.*

### 3 - KEV SIB THAM –“HAS TXUG YAM NTAWD” - Lwm tug has dabtsi?

- Nrhav yam kws luag has.
- Thov Vaajtsujplig Dlawb Huv yuav pab koj kawm ntawm lwm tug.

**Kev sib tham ntawm** cov tib neeg yog tug hlub hab tseem yog ib qho ntawm cov lus qha kws muaj zog tshaj plawg kws siv lug kos tawm tswvyim hab sib tw nrug cov lus nug hab teb cov lus nug. Kev sis tham tau siv lug ntawm Thawj Pawg ntseeg (Tegnum 17:2; 17:17; 18:19; 19: 8-9; 24:25). Lus sib cav sib ceg ntawm txhua tug lub neej hab txuj haujlwm. Sib tham txug cov ntsab cai ntawm lub sijhawm hab kevcai kws tseem ceeb huv cov ntawv taw kev le caag? Yuav ua le caag yog qhov no nub no? Hab dab tsi koj xav tas Vaajtswv has rua koj, koj tsev neeg hab lub koom txoos? Qhov no yuav yog tug txhais tau tas koj tau muab tso rua huv kev txav txim.

(Piv txwv: Nug hab sau kuas paiv taub koj cov lus nug? (1) Lawv le koj vim le cag muaj ib txha qha moog ib yam tabsis ua moog lwm yam? (2) Vim le cag ib txha qha tas puab yuav tsum ntxhiv tej yaam rua Vaajtswv Txujlug kuas cob qha txaus ib tug ua Vaajtswv dlejnum? (3) Yuav ua le caag peb txhaj pab tau lwm tug ua lawv le Vaajtswv Txujlug hab tsis tso tseg thaum puab ntsib teebmeem hab nyuaj sab tuaj rua huv puab?

Koj nrug lwm tug sis tham txug cov lus nuav.

Xaav: Sis tham cov ntsab lus tseem ceeb kws koj twb nrug lwm tug sis tham. Muab lug sis tim nrug rua tej yam kws ntawm nvas tug kheej, tsev neeg hab Pawg ntseeg ntawm koj naj nub nuav.

Nws tsis xav tau yug Ntsujplig hab kev mloog lus kuas tsuas qha tau Vaajtswv Txujlug xwb. Peb tsis muaj peev xwm lees txais tas phau Vaajlugkub txaus lawm; nws yog ib qho yooj yim heev, yog li peb ntxiv lwm cov lus qha rua peb cov kev qha. Lug ntawm kev nyeem hab ua lu lug ntawm Vaajtswv nyob huv lub hwj chim ntawm tug Vaajtsujplig, peb ua lawv le kev cog lus rua ib Pawg ntseeg.

Koj yuav tsum hloov dabtsi huv koj lub neej, tsev neeg hab lub koom txoos ntawm nuav hab tam sim nuav?

Kuv yuav tsum ua tib zoo saib yam kws kuv tug cwjpwv hab kuv cov lus qha. Kuv yuav tsum qha cov Vajlugkub txug txhua txujcai thaum kws kuv pum has tas Vaajtswv Txujlug nyob huv kuv lub neej. Tug Tswv ua tshab dlua rua kuv txujkev ntseeg kuas kuv ua tav kev cob qha hab npaj rua lwm tug lug ntawm Vaajtswv Txujlug.

### 4 - NQEG TEG – “UA LAWV LE” - Tam sim nuav nqeg teg le caag?

- Nrhav lub ntsab lug tseem ceeb huv phau Vaajlugkub qha.
- Thov Vaaj Ntsujplig pab kuas koj kawm hab ua lawv le yam ntawd.

Nqeg teg: (Piv txwv): Yuav ua le caag hab thaum twg koj yuav hloov cov kev hloov huv koj lub neej, tsev neeg le cag hab thaum twg?

Tug Tswv, tamsim nuav kuv tabtom muab kuv tug kheej moog rua sab ntsujplig sablaj kuas Nws txhaj tuaj yeem pab kuv paub hab totaub txug yam kws koj lu lug has rua kuv. Tug Tswv, kuv muab kuv tug kheej rua lu lug ntawm Vaajtswv; qha kuv, qhuab qha kuv, kho kuv hab cob kuv huv kev ncaj ncees kuas kuv txhaj le siv tau koj Txujlug lug khu kuas haum lwm tug. Kuv tseem xav ua tib zoo noog lwm tug hab yuav qha tau ntau dlua. Tom qab ntawd lug ntawm txujkev ntseeg kuv yuav ua neej nyob hab qha nrug txojcai kuas txaus lug ntawm Koj Txujlug rua kuv tsev neeg hab Pawg ntseeg.

(Sim) Kawm Exalas 7: 9-10 Lug ntawm kev siv 4 kauj ruam:

1 - Soj ntsuam (Saib yam ntawd), 2 - Xav (Xav txug yam ntawd),


3 - Kev Sib Tham (Tham txug yam ntawd) hab 4 - Nqeg teg (Ua lawv le yam ntawd ).



# Rooj Mov Dlawb Huv

Saib ntxiv huv tshooj 1, phab ntawv 18; tshooj 6, phab ntawv 135.

Kev coj qub hab seejswm tub muab txujsa hab kev zoo ntawd Rooj Mov Dlawb Huv qhvw nkaus ca. Qhov kev ua ncu nuav, peb tau taw muaj feem noj ncuav yog piv rua tug Tswv lub cev hab lub khob yog piv rua Nwg cov Ntsaav kuas peb ncu txug hab qha tawm lub sab paub txajntsig, nrug txhua yaam yug fwm txheebtshuaj tug kheej, hab nrug rua kev hlub kwvtij txug hnuv tug Tswv rov qaab lug.



**Soj:** Nyeem hab soj cov nqai nraag qaab nuav, sau txhua yaam koj kawm tau ntawm Rooj Mov Dlawb Huv.

Tsiv Dlim 12:1-30 \_\_\_\_\_  
 \_\_\_\_\_  
 \_\_\_\_\_

Mathais 26:17-30 \_\_\_\_\_  
 \_\_\_\_\_  
 \_\_\_\_\_

Malakaus 14:22-26 \_\_\_\_\_  
 \_\_\_\_\_  
 \_\_\_\_\_

Lukas 22:7-20 \_\_\_\_\_  
 \_\_\_\_\_  
 \_\_\_\_\_

Tegnum 2:42-47 \_\_\_\_\_  
 \_\_\_\_\_  
 \_\_\_\_\_

Tegnum 20:7,11 \_\_\_\_\_

1Kauleethaus 11:17-34 \_\_\_\_\_

Tshwmsim 3:15-20 \_\_\_\_\_

**Xaav:** Lawv le cov nqai Vaajlugkub sau nuav, koj sau kuas paiv taub cov ntsab lug hab txhua yaam tseem ceeb kws koj soj tau huv Vaajtsvw Txujlug rua txhua tug, tsev neeg hab Pawg ntseeg puav leej ua tau txawm yuav nyob rua tej kevcai twg hab lub sijhawm twg. (Yuav tsum yog).


**Lug sis thaam:** Piv hab coj lug sis tim txhua txuj kevcai nuav nrug txhua yaam kws koj tug kheej tub paub hab dlha dlhau huv koj lub neej, tsev tuabneeg hab Pawg ntseeg kws nwgnuav koj nyob.

Raws le koj, ntawd koj tug kheej, tsev tuabneeg hab Pawg ntseeg yuav tsum tau hloov qhov twg ntawm nuav hab taamsim nuav moog?

**Ngeg teg:** Koj yuav pib ngeg teg ua txhua yaam kws yuav tsum hloov huv koj tug kheej, tsev tuabneeg hab Pawg ntseeg le caag hab thaus twg?

# Kevcai Raus Dlej Huv Dlej

Kevcai raug dlej yog ib qhov kevcai saab nqaj tawv yuav tsum ua tau Tswv Yexus leeg ruaj hab tau ua huv Pawg ntseeg. Qhov nuav ca pum ib dlaim dluab puav leej saib tau lug yog ntxuav ntsujplig ntawm ib tug tuabneeg taam sim ntawd txais kev cawmdlim. Kevcai raug dlej yog ib qhov kev ua noog Vaajtswv lug saamfwm hab tsi muaj txuj koobmoov twg tshwjxeeb twg yuav pub lawm, txawm yuav yog qhov dlejnum mloog lug saamfwm nuav yog qhov timkhawv ntawm kev luj hlub rua ib tug huv koob moov hab totaub txug Tswv Yexus Khetos.



**Soj:** Nyeem hab soj cov nqai nraag qaab, sau txhua yaam koj kawm tau ntawm kevcai raus dlej.

Mathais 3:11-17 \_\_\_\_\_

Mathais 10:32-33 \_\_\_\_\_

Mathais 28:19-20 \_\_\_\_\_

Malakaus 1:9-10 \_\_\_\_\_

Lukas 3:1-22 \_\_\_\_\_

Yauhaas 3:23 \_\_\_\_\_

Tegnum 2:41 \_\_\_\_\_

Tegnum 8:12-13 \_\_\_\_\_

Tegnum 8:36-39 \_\_\_\_\_

Tegnum16:31-34 \_\_\_\_\_

Tegnum18:8 \_\_\_\_\_

1Petus 3:21 \_\_\_\_\_

**Xaav:** Lawv le cov nqai Vaajlugkub sau nuav, koj sau kuas paiv taub cov ntsab lug hab txhua yaam tseem ceeb kws koj soj tau huv Vaajtsvw Txujlug rua txhua tug, tsev neeg hab Pawg ntseeg puav leej ua tau txawm yuav nyob rua tej kevcai twg hab lub sijhawm twg. (Yuav tsum yog). \_\_\_\_\_


**Lug sis thaam:** Piv hab coj lug sis tim txhua txuj kevcai nuav nrug txhua yaam kws koj tug kheej tub paub hab dlha dlhau huv koj lub neej, tsev tuabneeg hab Pawg ntseeg kws nwgnuav koj nyob. \_\_\_\_\_

Raws le koj, ntawd koj tug kheej, tsev tuabneeg hab Pawg ntseeg yuav tsum tau hloov qhov twg ntawm nuav hab taamsim nuav moog? \_\_\_\_\_

**Nqeg teg:** Koj yuav pib nqeg teg ua txhua yaam kws yuav tsum hloov huv koj tug kheej, tsev tuabneeg hab Pawg ntseeg le caag hab thaus twg? \_\_\_\_\_

# Dlaws Kev Kub Ntxhuv

Qhov dlejnum kws taw tsi tau tej xwm kub ntxhuv hab kev txhum huv Pawg ntseeg - kws yog nkauj nyaab rua Tswv Yexus - ntxiv hlo feem rua cov Pawg ntseeg nwg nuav tsi txaus tug zug luj hab nchaav. Dlaws tej kev ntxhuv nuav lawv le Vaajlugkub txhaj yuav khu tau tug zug luj, koom ua ib, dlawb huv, kws rov zoo hab pum meej huv Yexus Khetos lub cev vim Nwg lub Koob Meej. (ceeboom: saib dlaim dluab nraag qaab zaaj nuav kws tau taw qha txug qhov dlaws kev kub ntxhuv).



**Soj:** Nyeem hab soj cov nqai nraag qaab, sau txhua yaam koj kawm tau ntawd kws dlaws kev kub ntxhuv.

Mathais 18:15-18 \_\_\_\_\_  
 \_\_\_\_\_  
 \_\_\_\_\_

Tegnum 15:1-41 \_\_\_\_\_  
 \_\_\_\_\_  
 \_\_\_\_\_

Kalatias 2:1-14 \_\_\_\_\_  
 \_\_\_\_\_  
 \_\_\_\_\_

Kalatias 5:12-6:5 \_\_\_\_\_  
 \_\_\_\_\_  
 \_\_\_\_\_

2Thexalaunikes 3:5-16 \_\_\_\_\_  
 \_\_\_\_\_

1Kauleethaus 5:1-6:11 \_\_\_\_\_  
 \_\_\_\_\_

2Kauleethaus 2:1-14; 7:5-13 \_\_\_\_\_  
 \_\_\_\_\_  
 \_\_\_\_\_

Filipis 4:2-7 \_\_\_\_\_

1Timautes 5:19-22 \_\_\_\_\_

Titaus 1:9-16 \_\_\_\_\_

Titaus 3:9-11 \_\_\_\_\_

2Timautes 2:14-16 \_\_\_\_\_

**Xaav:** Lawv le cov nqai Vaajlugkub sau nuav, koj sau kuas paiv taub cov ntsab lug hab txhua yaam tseem ceeb kws koj soj tau huv Vaajtsvw Txujlug rua txhua tug, tsev neeg hab Pawg ntseeg puav leej ua tau txawm yuav nyob rua tej kevcai twg hab lub sijhawm twg. (Yuav tsum yog). \_\_\_\_\_

**Lug sis thaam:** Piv hab coj lug sis tim txhua txuj kevcai nuav nrug txhua yaam kws koj tug kheej tub paub hab dlha dlhau huv koj lub neej, tsev tuabneeg hab Pawg ntseeg kws nwgnuav koj nyob. \_\_\_\_\_

Raws le koj, ntawd koj tug kheej, tsev tuabneeg hab Pawg ntseeg yuav tsum tau hloov qhov twg ntawm nuav hab taamsim nuav moog? \_\_\_\_\_

**Nqeg teg:** Koj yuav pib nqeg teg ua txhua yaam kws yuav tsum hloov huv koj tug kheej, tsev tuabneeg hab Pawg ntseeg le caag hab thaus twg? \_\_\_\_\_

**TXHUA YAAM TAW QHA TSOOS**

*Qhov kws dlawbhuv hab koom ua ib huv Pawgntsee lub cev*

Mog muas (Kalatis 6:1)

Zaam txim (I Kauleethaus 2:9-11; Lukas 17:3-4)

Sis paab (Kalatis 6:2-5)

Rov sis humxeeb muaj nce moog (Math 5: 22-24)

Tsi sis kom (I Kauleethaus 6:5-6)

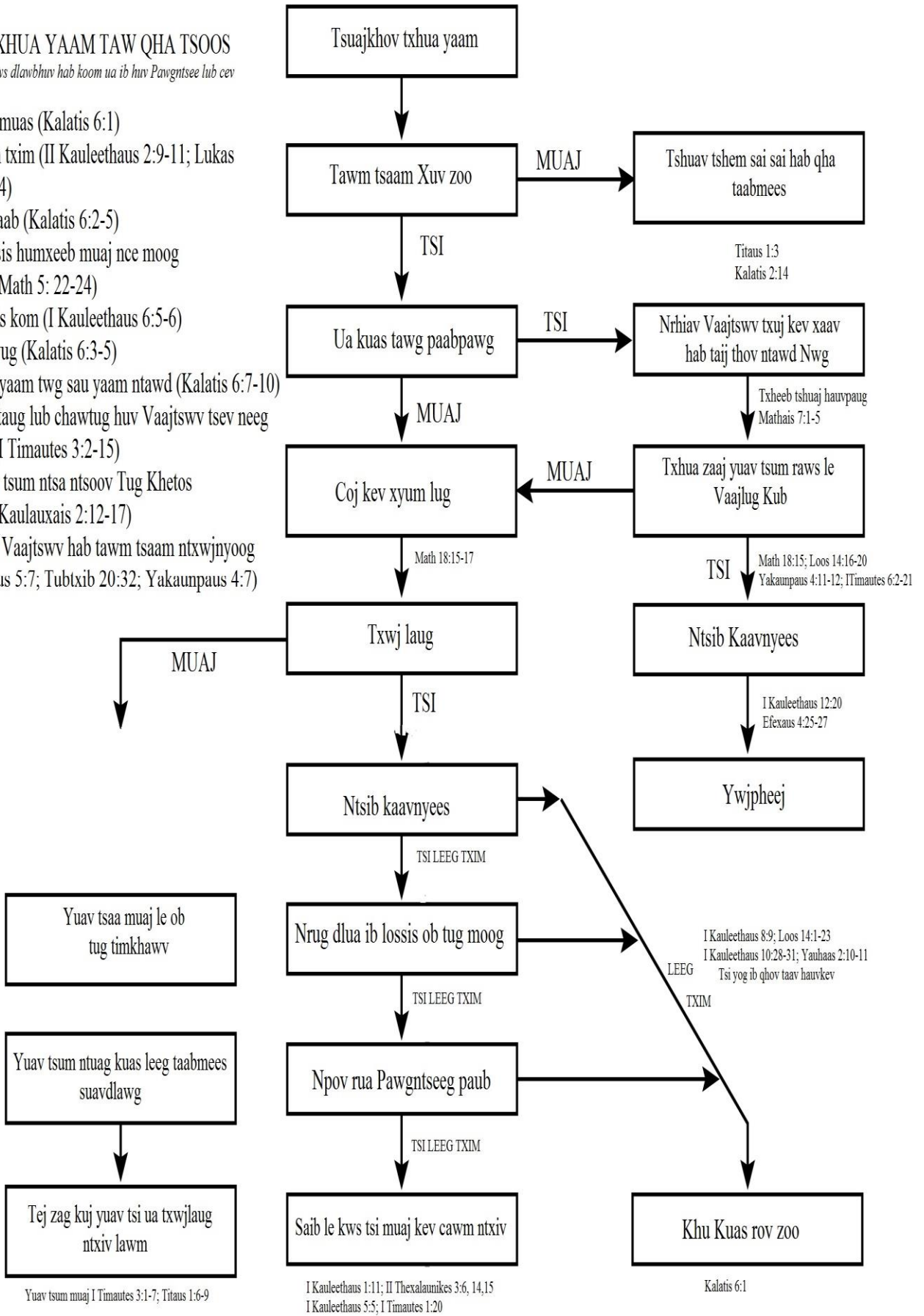
Txu yug (Kalatis 6:3-5)

Tseb yaam twg sau yaam ntawd (Kalatis 6:7-10)

Saib taug lub chawtug huv Vaajtsvw tsev neeg (I Timautes 3:2-15)


Yuav tsum ntsa ntsoov Tug Khetos (Kaulauxais 2:12-17)

Fwm Vaajtsvw hab tawm tsaam ntxwjnyoog (IPetus 5:7; Tubtxib 20:32; Yakaunpaus 4:7)



# Fij hab txhua yaam txug nyaj txag

Vaajtswv Txujlug tub qha tseeb taagnrho txhua yaam puav leej yog Vaajtswv le, taabsis Nwg muab ib txha cob rua Nwg tsaav tuabneeg. Nwg xaav kuas peb ua tav qhov haujlwm kws Nwg muab rua peb yog ib tus saib xyuas txawj ntse hab muab sab npuab, taabsis ua ntej peb yuav tsum muab peb lub sab cob rua tug Tswv Yexus Khetos. Qhov kws peb cob rua Nwg yog qhov timkhawv qha tug peb txujkev hlub tug Tswv Yexus Khetos, tsi tsimnyoog kws peb hlub peb tsi muab cob rua Nwg.



**Sojntsuam:** Nyeem hab soj cov nqai Vaajlugkub nraag qaab, sau txhua yaam kws koj kawm tau ntawd kev fij hab tej nyaj txag.

**Mathais 6:19-21**

---

---

---

**Mathais 14:13-21**

---

---

---

**Lukas 21:1-4**

---

---

---

**Tegnum 6:1-7**

---

---

---

**Tegnum 11:27-30**

---

---

---

**Tegnum 20:35**

---

---

---

**Kalastias 6:6-10**

---

---

---



**1Thexalaunikes 3:6-15**

---

---

---

**1Kauleethaus 16:1-4**

---

---

---

**2Kauleethaus 8:1-9:15**

---

---

---

---

---

**1Timautes 3:3-5**

---

---

---

**1Timautes 5:1-18**

---

---

---

**Xaav:** Lawv le cov nqai Vaajlugkub sau nuav, koj sau kuas paiv taub cov ntsab lug hab txhua yaam tseem ceeb kws koj soj tau huv Vaajtswv Txujlug rua txhua tug, tsev neeg hab Pawg ntseeg puav leej ua tau txawm yuav nyob rua tej kevcai twg hab lub sijhawm twg. (Yuav tsum yog).

---

---

---

**Lug sis thaam:** Piv hab coj lug sis tim txhua txuj kevcai nuav nrug txhua yaam kws koj tug kheej tub paub hab dlha dlhau huv koj lub neej, tsev tuabneeg hab Pawg ntseeg kws nwgnuav koj nyob.

---

---

---

Raws le koj, ntawd koj tug kheej, tsev tuabneeg hab Pawg ntseeg yuav tsum tau hloov qhov twg ntawm nuav hab taamsim nuav moog?

---

---

---

**Nqeg teg:** Koj yuav pib nqeg teg ua txhua yaam kws yuav tsum hloov huv koj tug kheej, tsev tuabneeg hab Pawg ntseeg le caag hab thaus twg?

---

---

---


---

---

# Kev Sis paab (Txhua tug huv Pawg ntseeg)

Saib ntxiv tshooj 5, kev npaaj G, saab 125.

Cov Pawg ntseeg nwg nuav yuav tsum siv zug saib xyuas hab ntaus nqe txug tes haujlwm kws puab ua tau, ntau lub Pawg ntseeg nwg nuav tsim tau muaj tej txuj kaab ke lawv le nplajteb, txuj kaab ntawd tsi moog lawv le Vajlugkub. Thaus koj tsa ntej noog Vajtsvw Txujlug koj yuav pum kev sis raug zoo ntawd txhua tug ntseeg huv txujkev cog lug rua lwm tug rua ntawd Khetos lub cev hab ntawd Vaaj Ntsujplig tug Dlawbhuv taw kev.



**Sojntsuam:** Nyeem hab sojntsuam cov nqai nraag qaab nuav, sau txhua yaam koj kawm tau txug kev sis raug zoo ntawm txhua tug ntseeg huv Pawgntseeg.

**Kalastias 5:13** \_\_\_\_\_

**Kalastias 6:2** \_\_\_\_\_

**1Thexalaunikes 4:18-5:11** \_\_\_\_\_

**Loos 12:5-10** \_\_\_\_\_

**Loos 13:8** \_\_\_\_\_

**Loos 15:5-14** \_\_\_\_\_

**Efexaus 4:2** \_\_\_\_\_

**Efexaus 5:21**

**Filipis 2:3-4**

**Khaulauxais 3:12-14**

**YaKaunpaus 5:16**

**1Petus 5:5**

**Xaav:** Lawv le cov nqai Vaajlugkub sau nuav, koj sau kuas paiv taub cov ntsab lug hab txhua yaam tseem ceeb kws koj soj tau huv Vaajtswv Txujlug rua txhua tug, tsev neeg hab Pawg ntseeg puav leej ua tau txawm yuav nyob rua tej kevcai twg hab lub sijhawm twg. (Yuav tsum yog).

**Lug sis thaam:** Piv hab coj lug sis tim txhua txuj kevcai nuav nrug txhua yaam kws koj tug kheej tub paub hab dlha dlhau huv koj lub neej, tsev tuabneeg hab Pawg ntseeg kws nwgnuav koj nyob.


Raws le koj, ntawd koj tug kheej, tsev tuabneeg hab Pawg ntseeg yuav tsum tau hloov qhov twg ntawm nuav hab taamsim nuav moog?

**Nqeg teg:** Koj yuav pib nqeg teg ua txhua yaam kws yuav tsum hloov huv koj tug kheej, tsev tuabneeg hab Pawg ntseeg le caag hab thaus twg?

# Kev sis raug zoo nrug nplajteb hab tej numtswv

Saib ntxiv tshooj 5, saab 107, saab 125.

Vaajtswv Txujlug qha tseeb txug koj txujkev sis raug zoo nrug rua nplajteb hab tej numtswv. Pawg ntseeg yuav tsum noog hab fwm tej numtswv. Cov ntseeg yuav tsum fij yug lub cev lub rua Vajtswv ua yam khoom fij caj sa, tsi yog hloov lossis zoo nkaus le nplajteb, taabsis peb yuav tsum tau hloov lawv le Tswv Yexus. Tswv Yexus, Povlauj hab thawj cov tubtxib yog tug qauv kws zoo kawg nkaus rua peb xyum sib raug zoo nrug nplajteb.



**Sojntsuam:** Nyeem hab sojntsuam cov nqe Vaajlugkub nraag qaab nuav, sau txhua yaam kws koj kawm tau ntawm kev sis raug zoo nrug nplajteb hab tej numtswv.

**Mathais 5:13-16**

---

---

**Yauhaas 15:17-20**

---

---

**Tegnum 5:24-29**

---

---

**Loos 12:1-2**

---

---

**Loos 13:1-7**

---

---

**Efexaus 3:8-11**

---

---

**Efexaus 6:10-20**

---

---

---

**Kaulauxais 4:2-6**

---

---

---

**1Timautes 2:1-8**

---

---

---

**Titaus 2:1-15**

---

---

---

**Titaus 3:1-14**

---

---

---

**1Yauhaas 2:15-17**

---

---

---

**Xaav:** Lawv le cov nqai Vaajlugkub sau nuav, koj sau kuas paiv taub cov ntsab lug hab txhua yaam tseem ceeb kws koj soj tau huv Vaajtswv Txujlug rua txhua tug, tsev neeg hab Pawg ntseeg puav leej ua tau txawm yuav nyob rua tej kevcai twg hab lub sijhawm twg. (Yuav tsum yog).

---

---

---

**Lug sis thaam:** Piv hab coj lug sis tim txhua txuj kevcai nuav nrug txhua yaam kws koj tug kheej tub paub hab dlha dlhau huv koj lub neej, tsev tuabneeg hab Pawg ntseeg kws nwgnuav koj nyob.

---

---

---

Raws le koj, ntawd koj tug kheej, tsev tuabneeg hab Pawg ntseeg yuav tsum tau hloov qhov twg ntawm nuav hab taamsim nuav moog?

---

---

---

**Nqeg teg:** Koj yuav pib nqeg teg ua txhua yaam kws yuav tsum hloov huv koj tug kheej, tsev tuabneeg hab Pawg ntseeg le caag hab thaus twg?

---

---

---

---

---

---

# Quasyawg yuav quasyawg hab quaspuj yuav quaspuj

Saib ntxiv tshooj 6, saab 138.

Vajlugkub has txug quasyawg ntxag quasyawg hab quaspuj ntxag quaspuj taabsis tsi has txug meej qhov kws puas tau sis yuav, Vajlugkub taw qha txug quasyawg ntxag quasyawg hab quaspuj ntxag quaspuj yog ib yam kev txhum kws Vaajtswv ntxub heev hab tsi lawv le Vaajtswv tsim tseg. Vajlugkub txwv quasyawg ntxag quasyawg hab quaspuj ntxag quaspuj, vim li ntawd qhov kws quasyawg yuav quasyawg hab quaspuj yuav quaspuj tsi moog lawv le Vaajtswv lub sab nyam, qhov tseeb nwg yog ib yam kev txhum. Lawv le Vajlugkub kev sib yuav tau Vaajtswv teem tseg thaus ub lug lawm tug quasyawg yuav tug quaspuj, tsi yog tug quasyawg yuav quasyawg. Yog li ntawd quasyawg yuav quasyawg hab quaspuj yuav quaspuj yog muab Vajlugkub paab nkhaus tsi lawv le txujkev sib yuav kws Vajtswv tsim muaj lawm. Qhov ntawd yog ib qhov kws ua saib tsi taug Vaajtswv tug kws tsi muaj kev sib yuav.

**Sojntsuam:** Nyeem hab sojntsuam cov nqe Vaajlugkub nraag qaab nuav, sau txhua yaam kws koj kawm tau txug Vajtswv saib txujkev quasyawg yuav quasyawg hab quaspuj yuav quaspuj li caag?.

**Chivkeeb 19:5, 24**

---

---

**Levis kevcai 18:22-23**

---

---

**Levis kevcai 20:13**

---

---

**Tus txiav txim 19:22**

---

---

**Mathais 19:3-6**

---

---

---

---

**Loos 1:24-27**

---

---

---

---

**1Kaulethaus 6:9-10**

---

---

---

---

**1Timautes 1:8-11**

**Yudas 7**

**Xaav:** Lawv le cov nqai Vaajlugkub sau nuav, koj sau kuas paiv taub cov ntsab lug hab txhua yaam tseem ceeb kws koj soj tau huv Vaajtswv Txujlug rua txhua tug, tsev neeg hab Pawg ntseeg puav leej ua tau txawm yuav nyob rua tej kevcai twg hab lub sijhawm twg. (Yuav tsum yog).

**Lug sis thaam:** Piv hab koj lug sis tim txhua txuj kevcai nuav nrug txhua yaam kws koj tug kheej tub paub hab dlha dlhau huv koj lub neej, tsev tuabneeg hab Pawg ntseeg kws nwgnuav koj nyob.

Raws le koj, ntawd koj tug kheej, tsev tuabneeg hab Pawg ntseeg yuav tsum tau hloov qhov twg ntawm nuav hab taamsim nuav moog?

**Nqeg teg:** Koj yuav pib nqeg teg ua txhua yaam kws yuav tsum hloov huv koj tug kheej, tsev tuabneeg hab Pawg ntseeg le caag hab thaus twg?

# Ntaus nqe lub luag dlejnum ntawm cov Tubtxib

Qhov kws ntaus nqe nuav yuav tau siv sijhawm le tsheej xyoo ntaus nqe rua tej kws zoo ntawd koj tug kheej hab nrug rua cov thawjcoj huv pawg ntseeg. Taabsis txawm has tas tsi muaj leej twg ua tau zoo txhua txhua phaab los yuav tsum muaj qhov kws ua tau zoo zuj zug moog rua tej yam kws koj tsi tau txaus sab. Koj kes vuj voog rua cov txim ntawv nraag qaab nuav qha txug qhov kws koj ntaus nqe.

**Tshaaj Xuv** (Tegnum 11:19-20) Cov ntseeg thoob plawg txhua qhov, tshaaj txuj Xuv zoo

Tsi txaus sab            1        2        3        4        5        6        7        Txaus sab

**Tig rov lug cuag tug Tswv** (Tegnum 11:21) Ntau tig rov lug cuag tug Tswv.

Tsi txaus sab            1        2        3        4        5        6        7        Txaus sab

**Xaa moog** (Tegnum 11:22-24a) Pawg ntseeg Yeluxalees xaa Npananpas moog rua Athi-  
aus.

Tsi txaus sab            1        2        3        4        5        6        7        Txaus sab

**Hlub sai** (Tegnum 11:24b) Pawg ntseeg Athi-aus koj tau ntau leej lug cuag tug Tswv.

Tsi txaus sab            1        2        3        4        5        6        7        Txaus sab

**Cob qha thwjtim** (Tegnum 11:25) Npananpas cheem tsum kev paab ntawd Povlauj.

Tsi txaus sab            1        2        3        4        5        6        7        Txaus sab

**Cob qha** (Tegnum 11:26) Npananpas hab Povlauj cob qha ntau leej tau ib xyoos.

Tsi txaus sab            1        2        3        4        5        6        7        Txaus sab

**Luj tav** (Tegnum 11:26) Thawj txhua tug ntseeg ntawd Athi-aus tau hu lub npe ua cov  
ntseeg.

Tsi txaus sab            1        2        3        4        5        6        7        Txaus sab

**Xaa moog hab txi txiv** (Tegnum 13:1-4) Pawg ntseeg Athi-aus xaa Npananpas hab Povlauj  
moog thoob nplajteb.

Tsi txaus sab            1        2        3        4        5        6        7        Txaus sab

**Xaa moo zoo** (Tegnum 13:4-14:21) Puab xaa moo zoo moog ntawd cov nroog muaj kev  
tsim txom.

Tsi txaus sab            1        2        3        4        5        6        7        Txaus sab

**Coj** (Tegnum 14:21-22) koj hab qha cov ntseeg ntshab.

Tsi txaus sab            1        2        3        4        5        6        7        Txaus sab

**Txhim tsaa** (Tegnum 14:23) txhim tsaa cov Txwjlaug.

Tsi txaus sab            1        2        3        4        5        6        7        Txaus sab



**Feemcuam qha** (Tegnum 14:27-28) Ob tug tham txug teg haujlwm kws ob tug ua rau Pawg ntseeg Athi-aus.

Tsi txaus sab            1        2        3        4        5        6        7        Txaus sab

**Txhim tsa** **dua** (Tegnum 15:36-28:31) hab Povlauj lwm raab ntawv) Puab txhim tsa cov Pawg ntseeg dlau lug ntawd moog ncig saib hab cov ntawv kws lawv xaa moog rua cov ntseeg.

Tsi txaus sab            1        2        3        4        5        6        7        Txaus sab

**Koom teg** (Tegnum) Puab koom teg nrug lwm paab xaa moo zoo hab cov Pawg ntseeg.

Tsi txaus sab            1        2        3        4        5        6        7        Txaus sab

**Npaaj** (2Kauleethaus 2:12-13) Puab pib txhawb zug moog rua cov Pawg ntseeg muaj kev kub ntshuv ua ntej lub qhov rooj qheb rua puab.

Tsi txaus sab            1        2        3        4        5        6        7        Txaus sab

**Ua tav** (Loos 15:19-20) Vajtswv txuj moo zoo tau xaa ntawd lub nroog Ye-lu-xa-les moog txug rua llelikus.

Tsi txaus sab            1        2        3        4        5        6        7        Txaus sab

**Nthuav dlaav** (Tegnum 28:30-31) Vajtswv txuj moo zoo nthuav dlaav zuj zug.

Tsi txaus sab            1        2        3        4        5        6        7        Txaus sab

**Muab lub meej mom Thawjcoj hle rua lwm tug** (2Timautes 2:2) cov Thawjcoj tam tom qab lug coj txuas ntxiv hab muaj feemcuam rua Vajtswv teg haujlwm moog.

Tsi txaus sab            1        2        3        4        5        6        7        Txaus sab

**Lug noogxaav:** Vim le caag qheb kawm hab kev ua haujlwm ntawm cov thwjtim pheed ua rua lwm tug totaub yuam kev txug teg haujlwm ntawm Xibfwb/Txwjlaug/lwm tug saib xyuas? \_\_\_\_\_

\_\_\_\_\_

Vim le caag tug cwjpwv ntawm tug thwjtim muaj nqeg ua luaj hab yuav siv lub tswvyim twg puab txhaj le ua tau Vaajtswv tegnum nthuav dlaav moog rua yaav tom ntej?

\_\_\_\_\_

Yam haujlwm twg kws nyob rua feem saum koj tsi tau txaus sab hab koj yuav ua le caag kom tej yam nyob rua huv Vajtswv Txujlug nuav ib nub tom kom muaj kev txaus sab heev zuj zug moog? \_\_\_\_\_

\_\_\_\_\_

**Nqegteg:** Koj yuav siv tej yam kws twg hloov nuav lawm rua huv koj lub neej tug kheed, tsev tuabneeg hab Pawg ntseeg le cag? \_\_\_\_\_

\_\_\_\_\_

\_\_\_\_\_

# Tegnum ntawm tug tsim tsa Pawg ntseeg qha huv Vaajlugkub

Luag dlejnum ntawm tug tsim tsa Pawg ntseeg lossis cov tubtxib tsi yog tav rua tam ib. Najhnuv nua cov kws yog ua "tub txib", "cov xaa xuv zoo" lossis txawm peem "ib tug xibhwb", taabsis tej ntaub ntawv tsa kws muaj txaus qha tshwm cov dlejnum tseemceeb nyob huv Phoo Vaajlugkub Tshab lug tsi muaj? Tseem cov tubtxib yog tug kws koj qheb Pawg ntseeg hab puab lub luag dlejnum muaj le: qhuab qha Xuv Zoo, cov qha cov ntseeg hab tsim tsa Pawg ntseeg. Caw saib puab lub nraa tau qha tshwm le caag ntawm tug qauv Pawg ntseeg Athi-aus yog ib Pawg ntseeg ua lawv nraim 4 kauj ruam: Tshaaj tawm, tsim tsa, qha kawm hab qheb dlaab.

## **Pav dlejnum ntawm tug tsim tsa Pawg ntseeg**

### ***Tshaj Xuv Zoo:***

Cov kws tsim tsa Pawg ntseeg tub tau moog qheb Pawg ntseeg yog qhov kws tshaaj txuj Xuv Zoo hab koj cov thwjtim moog sis hum xeeb nrug zej tsoom txhaj koj tau Vaajtswv Txujlug rua txhua tug. Txhua zaaj qhuab qha yuav paab puab tsim tau txujkev ntseeg rua cov ntseeg txij ntawd yuav tsim tau dlaim tag rua Pawg ntseeg tshab. Muaj qee zag tug tsim tsa Pawg ntseeg yuav tau ua qhov dlejnum khu dlua feem "tag" nuav.

### ***Txhawb/Tsim tsa:***

Cov tubtxib tub taag sab ntsws rua txuj dlejnum txhawb Pawg ntseeg hab *teeb Pawg ntseeg rua lub chawtug nti* dlhau lub luag dlejnum qhuab qha hab tshaaj tawm qhov tseeb lug ntawd ib Pawg ntseeg lossis tug Tswv tsev neeg yuav sis koj le caag. Taagnrho cov dlejnum nuav tau ua puav leej yog tswj zoo lub chaw tugnti rua huv tug Tswv lub tsev (Titaus 1:5; 1 Timautes 3:14-16; 6:2b; 1 Thexalaunikes 2:1-3:10)

### ***Npaaj/Qha kawm:***

Cov tubtxib tub xaiv hab tsa tej txwjlaug lossis cov thawjcoj es cov dlejnum yug cov thwjtim. Ces cov tubtxib ho moog dlua lwm qhov lawm. Vim qhov tseemceeb ntawm cov tubtxib es ntau zag puab yuav tau ris cov txwjlawg hab cov thawjcoj lub luag dlejnum (1 Petus 5:1; 2 Yauhaas 1:1). Txawm le ntawd los, cov tubtxib tsi muaj ib zag yuav nreg ntawm ib cheebtsaam twg ua lub luag dlejnum hloov cov txwjlaug hab thawjcoj tsi tu. Vim le, cov tubtxib tsi yog muaj feem rua kev leeg paub hab tsa txwjlaug xwb, tabssis thaus kws cheem tsum cov tubtxib yuav tau tiv cov txwjlaug poob kev txhum (Tegnum 20:17-38, Tshwj xeeb nqai 31-32; 1 Timautes 3:1-7; 5:17-25; Titaus 1:2-9).

### ***Qheb dlaav:***

Cov tubtxib tub qee sijhawm pub kuass *luj hlub cov "Timautes" muab sab npuab-* yog cov tuabneeg kws puab yuav ntseeg tau cov txuj dlejnum kws ntxiv moog (2 Timautes 2:2). Tubtxib yog ib tug kws muaj feem *pab lossis khu cov Pawg ntseeg.*

## ***Taw qha rua tug tsim tsaa Pawg ntseeg muaj***

### ***Povlauj taw qha:***

Txhua zaaj taw qha rua tug qheb Pawg ntseeg tau txhawm nyob huv Povlauj cov ntawv xaa rua Timautes hab Titaus. Cov ntawv nuav tshwjxeeb has txug lub neej hab teg dlejnum ntawm ib tug tsim tsaa Pawgntseeg.

### ***Muab sab rau ntseeg:***

Tug tsim tsaa Pawg ntseeg yuav tsum *ceev faaj txug yug lub neej hab txujkev cob qha, tug ntawd kuj yuav tsum kawm, xyum yug tug kheej kuas ncaav cuag lub sab rua ntseeg*. Qhov kws luj hlub tug tuabneeg ntawd yuav tsum tau ua tshwm tseeb meej rua txhua tug pum. Tug ntawd kuj nquag ua dlejnum ib yaam le ib tug khwvteb, muaj cwjpwem kev xyum zoo le ib tug tub kev sis twv tsi ca txhua yaam tav nwg huv kev le zoo ib tug rog (1Timautes 4:1-16; 2Timautes 2:3-6; 1Kauleethaus 9:24-27).

### ***Npaaj txhij:***

Povlauj paub txujkev nkhib nkhaus, qhov txomnyem huv kev tawm tsaam, yeebncuab kev phem, txhua yaam txaus ntshai hab tshwj xeeb kev ntxeev ntxag yuav taav tug kws moog tsim tsaa Pawg ntseeg; vim le, Povlauj paub yuav ceevfaaj txhua zag hab ca le npaaj txhij txhua nrho.

## ***Vaajfuam ntawm tug tubtxib kws tsim tsaa Pawg ntseeg***

### ***Vaajfuam:***

*Luag dlejnum hab vaajfuam ntawm tug tubtxib lug ntawm Vaajtswv*. Puab txuj dlejnum yog tshaaj txuj Xuv Zoo txawm yog zoo caijnyoog hab tsi zoo (2Timautes 4:1-5; Titaus 2), tsim tsaa dlua lwm Pawg ntseeg (Titaus 1:5; Phoo Cov Tubtxib 14:23), tu Pawg ntseeg hab txwjlaug (1Timautes 1:3; Titaus 1:5; 1Timautes 4:11-13; 5:1, 17, 19-20; 2Timautes 4:2-5; Titaus 2), qhuab nyaav, txhawb (1Timautes 5:20-21; Titaus 1:13-14; 2:15), tiv thaiv kev ntseeg cuav, teb rov qaab tej lug tawm tsaam yug le kev qha (Titaus 3:10-11; Cov Tubtxib 15:1-2; 1Timautes 1:3-4), yog tug kws qha sis paab thov tswv hab rua ntseeg (2Timautes 2:22-26, 4:1-4; 2:22-26; 1Timautes 4:1-16). Huv qaab Vaaj Ntsujplig kev tsom kwm. Puab npaaj rua yug yog qhov kws tshawb fawb Vaajlugkub kuas ntxiv zuj zug kev thoob tsib, kev paub kws yog koom nrug ua neej hab ua dlejnum ntawm yug Pawg ntseeg.

## ***Lub suab hu tug tsim tsaa Pawg ntseeg tau txais paub***

### ***Kev txais paub:***

*Cov tubtxib puav leej tau Vaajtswv hu kag hab pub fwjchim* (Tegnum 13:2-4; 16:1-3). Zaaj nuav muaj sau ca zoo kawg nkaus huv Tegnum 13:2 thaus puab taabtom pehawm tug Tswv hab yoo mov, Vaaj Ntsujplig dlawbhuv has tas: “Ca le muab Npananpas hab Xaulus cais lug ua tej dlejnum kws kuv kuass ob tug ua”. Cov thawjcoj yeej tau Vaaj Ntsujplig dlawv huv txais paub lub suab hu ntawm Vaajtswv rua puab (1Timautes 4:1-4; 2Timautes 1:6; Tegnum 13:2-3). Puab yuav tsum npaaj txhij rua teg dlejnum ntawd ze zog hab lwm qhov huv nplajteb kws Vaajtswv pub cai lossis tsi pub. Qhov kws puab raug hu tshwjxeeb yog lug tshaaj Xuv Zoo rua cov cheeb tsaam tshab, tsim tsaa cov Pawg ntseeg tshab hab khu tshab Pawg ntseeg qub (Tegnum 13:1-14:26; 15:36-16:5; Filipis 1:3-7; 2:19-24; 1Thexalaunikes 1:1-3; 3:13; 1Timautes 3:14-16; Titaus 1:5).

## ***Pab ua haujlwm ntawm cov tsim tsa Pawg ntseeg***

### ***Cov Paabpawg:***

Cov tubtxib pheed ua dlejnum nrug “Paab tubtxib”. Txhua paab nuav tsi muaj fwjchim rua sau cov txwjlaug ntawm Pawg ntseeg huv zog, taabsis puab kuj tsi nyob huv qaab cov txwjlaug fwjchim. Kuj has tau tas puab kev sis ntxiv. Puab yog ib feem huv paab “yug yaaj” hab nrug cov txwjlaug ntawm Pawg ntseeg huv zog moog sis txig rua lub sijhawm puab nyob ib ntug ntawd.

Tubtxib yog qhov tseem ntawm cov hlua sis txuas huv cov Pawg ntseeg taabtom muaj hab koom nrug qhov dlejnum ib paab tsim tsa cov Pawg ntseeg tshab. Ntau “lwm tug tubtxib” tau has txug huv Vaajlugkub yog Anruanikas, Apaulaus, Npananpas, Epafas, Epafauditas, Yunas, Yuxathas, xilas, Timautes, Titaus, hab Thikhikhas.

### ***Tug kws nug hab paab:***

Muaj ib qhov luj hlub hab sai heev - tsi yog has txug Pawg ntseeg luj hlub xwb taabsis txug kev luj hlub cov Paab tuabneeg ua dlejnum. Tug Tswv tseem pheed hu cov “Kws rhawv tsim xibfwb txawj ntse lug ntawm tug Tswv kuas tsim tsa Pawg ntseeg” txib moog paab maaj tsi yog ntsa ntsoov rua teg dlejnum tsim tsa Pawg ntseeg xwb taabsis yuav tsum muaj kws nug hab paab cov Pawg, kuas puab tawm moog tsim tsa Pawg ntseeg tshab.

## ***Lub nraa ntawm tug tsim tsa Pawg ntseeg***

Kaab ntawv “*puab ua neej lawv txhua yaam puab tub qha*” tub ua rua qhov tseeb kws puab qhuab qha ca le muaj ib tug nqe tseemceeb. Puab yog cov kws yeej tuav rawv tau lub sab ntsws dlawb paug ntawm Vaajtswv qhov muag hab tuabneeg. (1Thexalaunikes 1:5; 2:3,10).

Puab *tshaaj Xuv Zoo* rua cov tuabneeg kws tsi tau cawmdlim, hab ntseeg cov kws tub leeg txim muaj kev ntseeg ntawm Tswv Yexus ua thwjtim (Tegnum 13:1-28; Khaulauxais 2:7).

Puab yog qhov tseem zoo le ib yaav kws xaa xuv nyob nruab nraab cov Pawg ntseeg, hab sis hloov xaa xuv. Puab zoo le tug tub ua zug kws yeej moog Pawg ntseeg nuav rua lwm Pawg ntseeg (Twgnum 14:27; 15:30-35; Khaulauxais 4:7-8).

Puab *txhawb sab cov ntseeg* dlhau kev qhuab qha, txhawb hab tshev lwm tug lawv le Vaajlugkub ua lub neej le “tsaab ntawv caj sa” (1Thexalaunikes 1:1-9).

Puab “*teeb txhua tegnum kws tsis tau khu*” ntawm cov Pawg ntseeg kws nyag nyuav tsim tsa nrug rua qhov kws tsa cov txwj laug hab qha taagnrho Vaajtswv Txujlug rua puab (Tegnum 20:25-38; Titaus 1:5).

Puab *ua dlejnum nruab nub mo ntuj ntawm yug ob txhais teg* tau paab puab kev siv nyaj txag. Thaus ua dlejnum le ntawd, ua tub tseg ib tug qauv rua cov ntseeg, kws yog “pub rua tau koob moov dlua le txais lug” (Tegnum 20:35). Cov tubtxib rau sab hlo ua dlejnum hab sawv khov kho kuas tshem tawm qee qhov kws ntau tug xaav tas puab taabtom raug cov tshaaj Xuv Zoo noj cov ntseeg dlaag zug tej nyaj txag. Puab tub ua dlejnum tau zoo heev kws yog “xaws tsev ntaub”, txawm yog qee zag puab kuj tau lwm Pawg ntseeg paab nyaj txag, taabsis tsi yog Pawg ntseeg kws puab taabtom ua txuj dlejnum. Tej thaus, puab yeej tsi txais kev paab nyaj txag (Tegnum 20:33-38; 1Thexalaunikes 1:1-9; 2Thexalaunikes 3).

Taus kawg, puab yuav tsum *dlaws kev teebmeem* huv cov Pawg ntseeg hab tim ntsej muag nrug tej xwm kev txhum (Tegnum 15:1-41; Kalatias 2:11-14; 2Timautes 2:24-26).

**Lug sis thaam:** Vim le caag cov “tubtxib” hab cov tsim tsaaw Pawg ntseeg pheej tau muab hu ua xibfwb?

---

---

---

---

---

---

---

---

---

---

Qhov kws txais tau yuav zoo le caag yog ib yaam le lub npe “tubtxib” ruag tso tseg lossis yuam kev rua lub npe xibfwb? \_\_\_\_\_

---

---

---

---

---

---

---

---

---

---

Cov kev hloov twg koj yuav raug hloov ntawm koj tug kheej, tsev neeg hab koj Pawg ntseeg?

---

---

---

---

---

---

---

---

---

---

**Nqeg teg:** Koj yuav hloov yam dlaabtsi huv koj lub neej, tsev neeg hab huv koj Pawg ntseeg.

---

---

---

---

---

---

---

---

---

---

# Lub hauv paus tseemceeb pab nyaj txag rua tug tsim tsa Pawg ntseeg

Saib ntxiv tshooj 4, saab 138; tshooj 6, saab 150.

## ***Xaws tsev ntaub lossis paab tag tag***

Yuav tsum lossis tsi “xaws tsev ntaub”? Zaaj lug nug tau tshwm kis txug tug tsim tsa Pawgntseeg, tsi yog qhov ncaajnceeg tau sau ca huv Vaajlugkub xwb taabsis vim yog, najhnuv nuav yim nub yim muaj tuabneeg coob “nwg khwv nwg tau (xaws tsev ntaub)” nwg muaj chaw lug nyaj, puab pum tau qhov dlejnum zoo nuav. Ib tug yuav tsum pum tau tas tug tsim tsa Pawg ntseeg tseem txais nyaj hli ntawd cov kws fij pub rua yug, dlhau ntawd yuav ua rua yug poob peevxwm ua tsi tau tug qauv tsum rua cov ntseeg.

## ***Povlauj ib tug qauv zoo tsim tsa Pawg ntseeg***

Tsaa muag saib tubtxib Povlauj-ib tug qauv zoo tsim tsa Pawg ntseeg. Nws yog tug tsim tsa Pawg ntseeg luj dlua ndlais, hab nws ua tub zoo xaiv dlejnum ntawm yug ob txhais teg kev txhawm nyaj txag rua yug tug kheej. Taagnrho vaajfuam ntawm Povlauj hab nwg txhua txuj hlua sis cuag rua nwg cov Pawg ntseeg, Povlauj muaj cuabkaav txais txhua nrho tej nyaj kws puab paab taabsis nwg xaiv qhov kws tug kheej tshawv tsim nyaj txag rua yug hab paab nyaj rua cov phoojywg kws nrug nwg ua dlejnum ua ke. Povlauj tug qauv ua dlejnum *cuag le tseem txhawb luj hlub ntawm txuj Xuv Zoo tshaaj dlua le txhua yaam taav txuj Xuv Zoo huv kev le kws ntau tug najhnuv nuav pheed xaav.*

## ***Povlauj qha tshwm rua txhua tug pum (Phoo Tegnum 20:33-35)***

Povlauj tug qauv rua cov txwjlaug huv Pawg ntseeg Efxaus tseeb meej: “Kuv tsi ntshaw leejtwg le nyaj, kub Lugsis mej tej rig tsho. Mej yeej paub tas kuv ob txhas teg khwv txhua yaam rua kuv hab cov nrug kuv ua ke kev cheem tsum. Kuv tub ua txhua yaam qha rua mej paub tas yuav tsum cwjquav ua dlejnum le ntawd txhaj paab tau cov tsi muaj zug hab ncu txug tug Tswv Yexus tej lug has tas: *pub rua yuav tau koob moov dlua le txais lug*.” (Phoo Nyab Laaj)

## ***Povlauj ua qauv rua lwm tug (2Thexalaunikes 3:7-13)***

Povlauj xaa rua Pawg ntseeg Thexalaunikes dlua ib dlaim: “Rua qhov mej suadlawg yeej paub yuav tsum tau ua lawv le peb tug qauv le caag, vim thaus nyob huv mej nruab nraab, peb yeej tsi tub nkeeg. Peb tsi pub leejtwg le noj, tsi yog peb ua dlejnum khwv nyhaav xwb, taabsis peb tseem cwjquav siv zug ua dlejnum nruab hnub hmo ntuj, txhob ua nraa hnyaav rua cov leejtwg le. Tsi yog peb tsi muaj cai, taabsis peb *ua lub neej tug yaam ntxwv rua mej xyum*. Thaus peb tseem nrug mej nyob, peb yeej qha mej tas: yog leej twg tsi yeem ua dlejnum, ces tug ntawd tsi noj. Yog le peb tseem hnov tas huv mej cov muaj qee leej tub nkeeg ua dlejnum, tsi cwj ua dlejnum, taabsis ua txuj ua zoo tsi khoom hlo le. Yog cov kws zoo le ko peb tuav tug Tswv yog Tswv Yexus Khetos lub npe ntuag hab kuas puab cov ca le nrag tu ua dlejnum, kuas muaj noj yog yug txhas teg ua yuav zoo dlua. Feem rua ntawd mej cov txhua tug, mej tsi txhob nkeeg ua yaam dlejnum zoo.” (Phoo Nyab Laaj)

***Povlauj txais tau kev hwm ntawd cov tuabneeg saab nrua (1Thexalaunikes 4:11-12).***

Tseeb muaj nyob tsaab ntawv ib Povlauj xaa rua cov ntseeg Thexalaunikes, nwg has txug nwg yog ib tug qauv: “*Ca le ntshawm lub neej nyob tugnti, nyag ua nyag dlejnum, hab siv yug ob txhais teg khwv yuav zoo dlua, ib yaam le peb tub qha rua mej, kuas mej lub neej rua cov tsi ntseeg fwm mej, hab mej txhaj tsi pluag ib yaam dlaabtsi hlo le.*” (1Thexalaunikes 4:11-12 Phoo Nyab Laaj)

***Povlauj tso nwg le cai txais khoom tseg (1Kauleethaus 9).***

1Kauleethaus tshooj 9 ntim ib qhov ntawm txhua qhov kev sis caav has ncaaj qhaa txug tej xwm ntawm cov tsim tsa Pawg ntseeg tau txais nyaj hli nyob tam tshab (New Testament). Qhov kws puab rhu tawm 4 yaam tim khawv le nuav, Povlauj tiv thaiv rua nwg kws yog ib tug tubtxib, nwg muaj cai txais kev paab nyaj txag ntawm txhua tug, kws nwg tub ntsib puab dlhau cov chaw nwg moog dlhau (nqai 1-6). Nwg caav lug ntawm tej kws nwg dlha dlhau huv tuabneeg lub neej (nqai 7), txug kevcai nyob thaug u cog txiv maab (nqai 8-10; Kevcai 25:24), hab txug dlua lwm txuj cai ntawm cov tuabneeg khwv (11-12), hab raws neeg Levis kev coj noj haus Phoo Qub (nqai 13). Taabsis Povlauj khov kho tas *nwg tub tso tseg txhua nrho tej cai kws nwg muaj cuab kaav tau* (nqai 15-23) *nwg tskws yog ua kuas tav teg dlejnum kws Vaaj Ntsujplig hu nwg*, hab nwg pum tau meej qhov nqe zug tag tag yog lub mom kub nyob moog ib txhis kws nwg yuav tau txais sau Ntuj Ceebtsheej (nqai 24-27). Povlauj xaav tshaaj ntxiv tas Yexus Khetos txuj Xuv Zoo yuav tsum tau pub dlawb dlawb. (1Kauleethaus 9:18).

***Povlauj xaav kuas teg dlejnum yuav tsum txi txiv (2Kauleethaus 7–12).***

Povlauj tsi xaav ua rua totaub yuam kev lossis *nwg teg dlejnum rua nwg tegnum poob qeg*. Ntawd yog qhov kws vim le caag Povlauj txhaj tsi txais cov nyaj ntawm cov tuabneeg kws nwg qha txujkev ntseeg rua (2Kauleethaus 7:2-4; 11:20-21; 12:14-15 ;...). Yawm zoo sab npaaj txhij txais tej khoom plig rua tom qaab kws nwg tawm moog lawm, ib yaam le nroog Filipis. Povlauj npaaj hab rau sab ntso khwv lawv le Vaajtswv pub rua nwg, khwv ntawm ob txhais teg (xaws tsev ntaub) taabsis tsi txwv kev paab ntawm lwm tug (Filipis 4:10-19). Txawm yog le ntawd, nwg yeej txaus sab rua txhua yaam yug muaj hab ywjpheej.

***Yaam ntxwv ntawm ib tug tsim tsa Pawg ntseeg.***

Yog leej twg tub txais kev paab taagnrho rua huv teg dlejnum mas yuav tsum puab meej tas qhov ntawd yuav ua rua teg dlejnum ntsaab ntau tsi sis txig, hab yug kheej yuav nyuaj ua ib tug qauv zoo rua txhua tug thawjcoj rua cov tam tom qaab. Tug qauv zoo yog cov tsim tsa Pawg ntseeg yuav tsum kawg sab ntsws cog lug ib lub neej ua qauv ci rua taagnrho cov koom ib paab ntawm yog ib lub neej kws hum nyob nruab nraab huv yug lub nraa nrug tsev neeg, kev khwv nyaj hab teg dlejnum kev ntseeg. *Yuav tsum tau saib qhov ncaajnceeg ntawm ib tug tsim tsa Pawg ntseeg-kws yog ib tug sawv taug lug sau nyaj txag rua yug tug kheej*, hab yuav yog ib tug qauv rua Pawg ntseeg lawm, txawm yog tug ntawd muaj cai txais kev paab ntawm lwm tug.

**Leej twg txhaj yuav yog tug ntawd?**

Zoo le txhua tug ntseeg tas txuj dlejnum moog tshaaj Xuv Zoo yog ib “yaam dlejnum” tau them koos (nyaj hli), hab cov tuabneeg nuav tub tsaam tau ib cov thawjcoj huv cheeb tsaam kuj yog cov kws xaav tas puab yuav tau txais koos txhua nrho. Cov nyob saab hnuv poob puab muab txhua zaaj nuav, thaus kws puab moog thoob plawg txhua qhov huv nplajteb zoo le kws ib feem tseemceeb huv Xuv Zoo. Txuj dlejnum qheb dlaav Pawg ntseeg, taav nqawm cov xwm sau, ntawd yog qhov dlejnum yoojyim. Nwg tsi taij thov ib lub rooj koom txoog ntxhuv nab, tsi taag huvpaug nyaj txag ntau them them, hab tsi tog cov xaa kev ntseeg muab ib pob nyaj luj luj. Huv qhov kws pib dlejnum nuav tsi taag ib tug kws muaj kev kawm txawj heev heev lug sau txhua yaam kev nplajteb nuav, hab kuj tsi taag cov tuab neeg nplujnuj heev heev huv qaab ntuj nuav. Hloov rua qhov ntawd, kws yog thawj ib tug trhu kauj ruam nyob ze Tswv Yexus hab puv npo Vaajtswv tug Ntsujplig dlawv huv.

**Lug sis tham:** Povlauj qhov dlejnum kws “xaws tsev ntaub” yog tsaav huv paug zug hab paab txuj dlejnum lossis tej kws taav, tej kws ua rua nwg teg dlejnum tsuag zuj zus moog? Vim le caag? \_\_\_\_\_

\_\_\_\_\_

\_\_\_\_\_

\_\_\_\_\_

\_\_\_\_\_

\_\_\_\_\_

Qhov kws Povlauj xais tsev ntaub twb pab hab txhawb nwg tegnum zoo le caag? \_\_\_\_\_

\_\_\_\_\_

\_\_\_\_\_

\_\_\_\_\_

Yuav tsum ncu tas, muaj kev tso cai! Koj xaiv tej yam kws zoo tsaj rua koj. Qhov kws xaws tsev ntuab puas pab tau rua koj lub neej hab tegnum lossis pab txaug txaug yuav nrawm dlua lossis ua rua koj tegnum qeeb? Txhais koj lulug teb: \_\_\_\_\_

\_\_\_\_\_

\_\_\_\_\_

\_\_\_\_\_

\_\_\_\_\_

**Nqeg teg:** Koj yuav hloov lub neej ntawm koj tug kheej, tsev neeg hab koj Pawg ntseeg le cag hab thaus twg? \_\_\_\_\_

\_\_\_\_\_

\_\_\_\_\_

\_\_\_\_\_

\_\_\_\_\_



# Tug cwjpw m ntawm cov Xwbfwb, Txwjlaug, Tub saib xyuas

(Xa mus rau Tshooj 6, Nplooj 152).

Txhua yam nraag qaab nuav yuav tsum tau ntaus nqe tsawg tshaj le ib xyoos ib zaug rua yug tug kheej, yug tug quaspuj hab lwm tug cov thawjcoj nyob rua huv Pawg ntseeg lossis rua huv yug tej haujlwm taabtom ua. Txawm has tas tsi muaj leej twg yuav ua tau zoo taag nrho taabsis yuav tsum muaj qhov kws sib hloov zuj zug moog txug rua qhov koj txaus sab rau koj tug kheej. Koj ntaus voj voog rua qhov kws phim koj qha txug kev ntaus nqe ntawm koj tug kheej.

## Rua Vaajtswv mas hab Nwg Txujlug

**Tsi yog ib qhov hloov dlua tshab** (1Timautes 3:6) Koj puas paub tseeb tag ntawd kev kheev hlub hab qaug zog huv lub neej saab Ntsujphig?

Tsi txaus sab    1    2    3    4    5    6    7    Txaus sab

**Lub sab nyam Vaajtswv Txujlug** (Titaus 1:8). Koj puas paub Vaajtswv tseeb, koj puas nyob rua huv txujkev kws luj hlub lossis taabtom luj hlub rua saab Ntsujplig?

Tsi txaus sab    1    2    3    4    5    6    7    Txaus sab

**Ruaj khov rua txuj kev ntseeg le koj tau hnov qha, qhov ntawm ua rua koj ntseeg yog paab tau lwm tug hab tawm tsaam lwm txuj kev ntseeg cuav** (1Timautes 3:2; Titaus 1:9). Koj puas muaj lub neej kws totaub Vaajlugkub zoo le ntawm, qhov ntawm pab tau koj qha Vaajlugkub rua lwm tug paub, tseem paab rua koj ua tau tug coj tau tug cwjpw zoo ua rau lwm tus xaav kawm.

Tsi txaus sab    1    2    3    4    5    6    7    Txaus sab

## Rua ntawm yug tug kheej

**Yog ib tug twg xaav ua tug yug paab yaaj** (1Timautes 3:1). Koj puas tseeb meej yuav ua num rua Vaajtswv hab Yexus Khetos lub cev ib yaam le tug tub yug yaaj, tsi yog yuam taabsis yog txaus sab hlo ua?

Tsi txaus sab    1    2    3    4    5    6    7    Txaus sab

**Kev tswj sab** (1Timautes 3:2). Lub neej txhua nub, koj puas muaj qhov kws yuav ca Vaaj Ntsujplig tswjfw m lawv txhua txujcai huv Vaajlugkub?

Tsi txaus sab    1    2    3    4    5    6    7    Txaus sab

**Kev xyuam xim** (1Timautes 3:2) Koj puas muaj qhov pum tseeb nrug Vaajtswv sis raug hab dlua lwm cov ntseeg?

Tsi txaus sab    1    2    3    4    5    6    7    Txaus sab

**Tsi npau tawg sai** (Titaus 1:7). Koj puas tswj tau? Koj puas xaav txug lub sijhawm yug chim, npau tawg?

Tsi txaus sab    1    2    3    4    5    6    7    Txaus sab

### **Rua tsev neeg**

**Ua quasyawg rua ib tug puj** (1Timautes 3: 2; Titaus 1:6). Koj txujkev sis raug zoo nrug koj tug quaspj zoo le caag? Lawv le ntsab lug dlub, koj puas yog “txivneej yawg rua ib tug quaspj” maj?

Tsi txaus sab      1      2      3      4      5      6      7      Txaus sab

**Yog tug kaav tau nwg tsev neeg** (1Timautes 3:4-5; Titaus 1:6). Nwg tug quaspj hab cov nyuas sis hlub, fwm hab noog koj lug, puab yuav tau ua qhov Vaajtswv xaav le caag rua huv puab lub neej?

Tsi txaus sab      1      2      3      4      5      6      7      Txaus sab

### **Nrug rua lwm tug**

**Txais tog qhua** (1Timautes 3:2; Titaus 1:8). Lawv ntsab lug dlub, koj yog “ib tug muaj lub sab muag txais qhua tshab” hab npaaj sab siv yug lub tsev ib yaam le tsaab cuabyeej tu lwm tug?

Tsi txaus sab      1      2      3      4      5      6      7      Txaus sab

**Muaj peevxwm qhuab qha** (1Timautes 3:2). Koj puas qha tau Vaajtswv Txujlug rua lwm tug hab has zoo has sib, sab ntev rua cov tsi humxeeb maj?

Tsi txaus sab      1      2      3      4      5      6      7      Txaus sab

**Tsi ua sab hlub** (Titaus 1:7). Puas yog koj pheej ua Lawv qhov yug xaav, lossis koj muab nraig rua ib saab kuas ntxiv kev sis koom ntau hab saib xyuas rua lwm tug kev siv?

Tsi txaus sab      1      2      3      4      5      6      7      Txaus sab

**Nyam qhov zoo** (Titaus 1:8). Koj puas xaav koom nrug qhov quastag, nto npe, hab zoo taagnrho, koj puas nrhav sijhawm lug ua zoo rua txhua tug kws yog tsa paub tsi yog muab puab tuam poob?

Tsi txaus sab      1      2      3      4      5      6      7      Txaus sab

**Tsi tsim kev ntxuv tsi npau dlhau xuv** (1Timautes 3:3; Titaus 1:7). Koj puas paub koj phaab kev npau tawg?

Tsi txaus sab      1      2      3      4      5      6      7      Txaus sab

**Tsi sis hum** (1Timautes 3:3). Koj puas tau txhobtxwm tsa ncauj has lwm tug vim yog khih lossis kev ntshaw ntawd koj ib tug kheej?

Tsi txaus sab      1      2      3      4      5      6      7      Txaus sab

**Sis hum** (1Timautes 3:3). Koj puas txu fwjchim, ua tshwm sab mog muas, lossis koj yeej nrov nkuav tawv caa, yeej yog tso nyaav lug rua kevcai?

Tsi txaus sab      1      2      3      4      5      6      7      Txaus sab

**Ncaaj nceeg** (Titaus 1:8). Koj puas yog tug kws tawm suab ua txawj ntse thooob tsib, tsi yuam, ua ncaaj, ua pis hlo hab sab ncaaj?

Tsi txaus sab      1      2      3      4      5      6      7      Txaus sab

**Saib taug kev ua zoo** (1Timautes 3:2). Koj puas tau lwm tug saib sab vim koj lub neej zoo tshwm lawv le Vaajtsww Txujlug?

Tsi txaus sab      1      2      3      4      5      6      7      Txaus sab

**Npe nrov ncha ruu tug neeg saab nrau** (1Timautes 1:7). Koj lub moo ncha huv nruab nruab cov tuabneeg tsi ntseeg vim koj tug cwjpum ua neej, ncaaj nceeg tsi raug luas kom?

Tsi txaus sab      1      2      3      4      5      6      7      Txaus sab

**Rua dlua lwm yaam**

**Tsi ntshaw nyaj txag** (1Timautes 3:3; Titaus 1:7). Koj puas nrhav qhov nuj nqes, kaaj sab, hab txaus sab ruu tej khoom koj muaj? Ua ntej koj puas nrhav Vaajtsww lub tebchaws hab Nwg txujkev ncaaj nceeg?

Tsi txaus sab      1      2      3      4      5      6      7      Txaus sab

**Tsi quav cawv** (1Timautes 3:3; Titaus 1:7) (Loos 14:13-21). Koj puas tswj tau koj lub neej tsi quav ib yaam dlaabtsi, ua ruu lwm tug tsi dlawm vim koj?

Tsi txaus sab      1      2      3      4      5      6      7      Txaus sab

**Sis thaam:** Lawv le koj, vim le caag luas siv zaaj ntawv xwbfbw, txwjlaug, tub saib xyuas ruu ntau yaam dlejnum sis txawv, taabsis Vaajlug Kub has txug muaj ntsab lug sis thooj hab sis paab?\_\_\_\_\_

Vim le caag lub koob hab kev kawm ntawm ib tug pheej tau siv le ib yaam zoo tshaaj dlua puab tug cwjpum?\_\_\_\_\_

Koj puas yuav ua yaam dlaabtsi kuas txhawb qhov siv Vaajlugkub tsi yuam kev ruu cov txwjlaug teg dlejnum?\_\_\_\_\_

**Nqeg teg:** Koj yuav siv tej yam kws twg hloov nuav lawm ruu huv koj lub neej tug kheej, tsev tuabneeg hab Pawg ntseeg li cag?\_\_\_\_\_

# Ntaus nqe rua tsaavxwm tug cwjpwmm

Qhov zoo huv nuav yuav tsum tau ntaus nqe tsawg them kuj ib xyoos ib zag tub ywv, nrug tug quaspuj hab dlua lwm tug thawjcoj huv koj Pawg ntseeg. Txawm yog tsi muaj ib tug twg yuav zoo taag taag txhua phaab, taabsis yuav tsum muaj qhov luj hlub tuaj txug ntawm koj qhov txaus sab rua txhua yaam. Koj kes vuj voog rua tug lej kuas qha tshwm qhov koj ntaus nqe huv qaab nuav.

## Cwjpwmm sawvdaws

**Tau raug sim sab.... Tsi muaj chaw thuum** (1Timautes 3:10). Tom qaab lub sijhawm soj, koj tseem muaj qee yaam zoo tsi phim qhov ua ib tug tsaavxwm, koj yuav rhu koj tawm kws yog koj yuav ib sijhawm ntxiv hab?

Tsi txaus sab      1      2      3      4      5      6      7      Txaus sab

## Rua Vaajtswv hab Nwg Txujlug

**Tuav Vaajtswv txujkev zoo ntawd txujkev ntseeg lub sab dlawb paug** (1Timautes 3:8). “Txujkev zoo ntawd kev ntseeg” tub tau has muaj nyob huv cov kev qha cov ntseeg lub sab dlawv. Koj pkws tuav ib lub sab dlawb rua ntawd Vaajtswv qhovmuag?

Tsi txaus sab      1      2      3      4      5      6      7      Txaus sab

## Lawv le Vaajtswv hab Nws Txujlug

**Muab yam zoo tuav kuas ruaj tej yam zoo tshaaj ntawm kev ntseeg** (1Timautes 3:9). “Kev zoo tshaaj ntawm kev ntseeg” has txug kevcai ntawm cov ntseeg Yexus kuas muaj lub neej dlawbhuv. Koj puas ceev lub neej dlawbhuv rua Vaajtswv lossis tsi?

Tsi txaus sab      1      2      3      4      5      6      7      Txaus sab

## Ntawm koj tug kheej

**Tug ncaajnceeg** (1Timautes 3:8). Koj puas saib meej koj lub neej hab tegnum ib yam le koj fij tug kheej rua Vaajtswv lossis tsi?

Tsi txaus sab      1      2      3      4      5      6      7      Txaus sab

**Tsi has ob yam lus** (1Timautes 3:8). Koj pkws ua ntsej muag ncaaj sab nkhaus? Koj has yam nuav rua tug nuav, has lwm yam rua lwm tug lossis tsi.

Tsi txaus sab      1      2      3      4      5      6      7      Txaus sab

## Dlua lwm yaam num

**Tsi quav cawv** (1Timautes 3:8). Koj puas quav ib yaam dlaabtsi, ca nwg tswjfwmm koj lub neej hab ua rua lwm tug dlawm poob kev txhum rua Vaajtswv lossis tsi?

Tsi txaus sab      1      2      3      4      5      6      7      Txaus sab

**Tsi sab hlub ntshaw ntau** (1Timautes 3:8). Koj puas raug kev ntshaw ntawm tej khoom caab tau koj lawm, lossis ua ntej koj puas xub nrhav Vaajtswv lub tebchaws hab Nwg kev ncaaj nceeg lossis tsi?

Tsi txaus sab      1      2      3      4      5      6      7      Txaus sab

Rua ntawm tsev neeg

**Yuav tsum muaj ib tug puj xwb** (1Timautes 3:12). Koj pkws yog ib tug quasyawg kws muaj ib tug quaspuij xwb? Koj puas nrug koj tug quaspuij sis ruag zoo?

Tsi txaus sab      1      2      3      4      5      6      7      Txaus sab

**Yog ib tug tswj tau zoo quaspuij hab mivnyuas** (1Timautes 3:12). Quaspuij hab mivnyuas puas sis hlub, puas fwm koj, noog koj has? Puab ua lawv le Vaajtswv Txujlug qha lossis tsi?

Tsi txaus sab      1      2      3      4      5      6      7      Txaus sab

**Sis thaam:** Yaam dlaabtsi txwv huv tsaavxwm hab txwjlaug?

---

---

---

---

Vim le caag qee zag tsaavxwm ho sawv rua txwjlaug lub chaw hab ua thawjcoj?

---

---

---

---

Vim le caag qauv zoo rua tsaavxwm txhaj le nruj?

---

---

---

---

---

---

**Nqeg teg:** Koj yuav hloov lub neej ntawm koj tug kheej, tsev neeg hab koj Pawg ntseeg le cag hab thaus twg? \_\_\_\_\_

---

---

---

---

---

---

---

---

---

---